



Product Catalogue

2024



IN RESIDENCE

ABERDOVEY COLLECTION

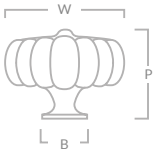
Showcasing elegant shell-style curves, Aberdovey is a traditional collection of luxury solid brass knobs and cup pulls suited to interiors with a classic coastal feel.



ABERDOVEY CABINET KNOB



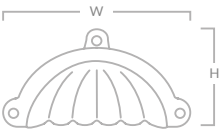
Code	Width (W)	Projection (P)	Base (B)
ABDK/32	32mm	27mm	15mm
ABDK/38	38mm	35mm	15mm



ABERDOVEY DRAWER PULL



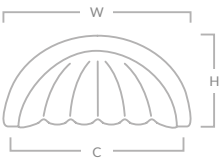
Code	Width (W)	Height (H)	Projection
ABD/PULL/FF	102mm	48mm	25mm



ABERDOVEY SHELL CUP PULL




Code	Width (W)	Height (H)	Projection	Centres (C)
ABD/PULL/RF	92mm	36mm	25mm	76mm



ARBAR COLLECTION

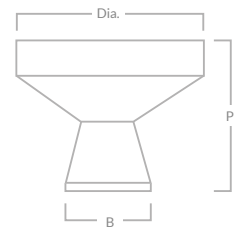
Designed to adorn the cabinetry of contemporary spaces, Arbar features a collection of sleek handles for modern kitchens and bathrooms.



ARBAR CABINET KNOB



Code	Diameter (Dia.)	Projection (P)	Base (B)
ARBK/32	32mm	27mm	16mm
ARBK/38	38mm	31mm	17mm

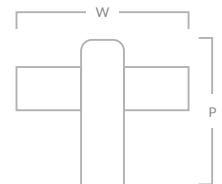


ARBAR T-BAR HANDLE



Code	Width (W)	Projection (P)	Bar Diameter
ARBT/51	51mm	37mm	12.7mm

Not suitable for appliance doors



ARBAR CABINET & APPLIANCE HANDLE



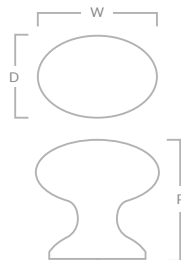
Code	Length (L)	Centres (C)	Projection (P)	Bar Diameter
ARB/73	102mm	73mm	37mm	12.7mm
ARB/124	152mm	124mm	37mm	12.7mm
ARB/175	203mm	175mm	37mm	12.7mm
ARB/226	254mm	226mm	37mm	12.7mm
ARB/APP/368	416mm	368mm	56mm	19mm
ARB/APP/608	656mm	608mm	56mm	19mm



BAKES COLLECTION

Designed by leading kitchen designer Robert Bakes, the Bakes collection presents fluid edges to bring an effortless look and feel to your cabinetry.

BAKES CABINET KNOB



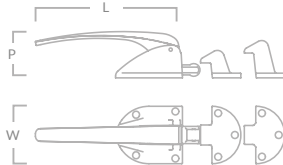
Code	Depth (D)	Width (W)	Projection (P)
BBFK01	38mm	51mm	35mm
BBFK02	32mm	45mm	30mm
BBFK03	23mm	32mm	22mm

BAKES CABINET & APPLIANCE HANDLE



Code	Length (L)	Centres (C)	Projection (P)	Bar Width
BBF01	375mm	320mm	51mm	28mm x 13mm
BBF02	244mm	203mm	38mm	18mm x 13mm
BBF03	182mm	152mm	31mm	14mm x 10mm
BBF04	153mm	127mm	26mm	12mm x 9mm
BBF05	126mm	102mm	26mm	10mm x 8mm

BAKES FLUSH LATCH

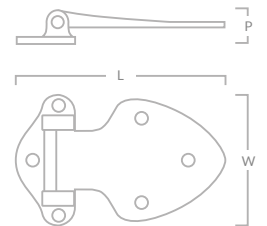


Code	Latch (L)	Width (W)	Projection (P)
BBF/LATCH/FLUSH	150mm	58mm	47mm
BBF/LATCH/OFFSET	150mm	58mm	47mm

Offset latch has 9.5mm offset

All product photographed in our burnished brass finish

BAKES HINGE



Hinge Code	Width (W)	Length (L)	Projection (P)
BBF/HINGE	76mm	120mm	21mm

Offset hinge has 9.5mm offset

BELGRAVE COLLECTION

Stylish and sophisticated, bring harmony to luxury design schemes with Belgrave. The elegant designs of the Belgrave collection work beautifully in opulent styled settings.

BELGRAVE CABINET KNOB



Code	Diameter (D)	Projection (P)	Base (B)
BELK/25	25mm	29mm	15mm
BELK/32	32mm	36mm	19mm
BELK/38	38mm	43mm	22mm

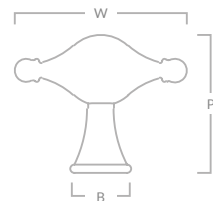


BELGRAVE T-BAR HANDLE



Code	Width (W)	Projection (P)	Base (B)
BELT/61	61mm	49mm	22mm

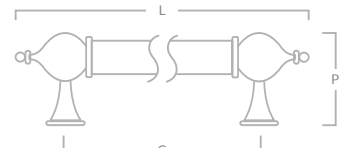
Not suitable for appliance doors



BELGRAVE CABINET & APPLIANCE HANDLE



Code	Length (L)	Centres (C)	Projection (P)	Bar Diameter
BEL/128	177mm	128mm	40mm	12.7mm
BEL/160	208mm	160mm	40mm	12.7mm
BEL/192	240mm	192mm	40mm	12.7mm
BEL/256	317mm	256mm	50mm	16mm
BEL/384	445mm	384mm	50mm	16mm
BEL/APP/448	521mm	448mm	57mm	19mm
BEL/APP/608	681mm	608mm	57mm	19mm



BOURNVILLE COLLECTION

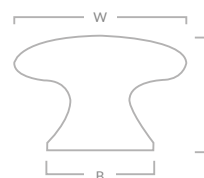
Enhance the look of your kitchen cabinetry with the Bournville collection. This sleek hardware range is a diverse option that works beautifully across an array of spaces.



BOURNVILLE CABINET KNOB



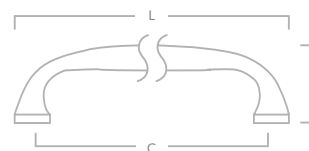
Code	Width (W)	Projection (P)	Base (B)
BNVK/35	35mm	22mm	22mm
BNVK/51	51mm	32mm	32mm



BOURNVILLE CABINET HANDLE



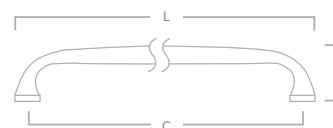
Code	Length (L)	Centres (C)	Projection (P)
BNV/86	100mm	86mm	30mm
BNV/160	178mm	160mm	38mm
BNV/254	279mm	254mm	50mm



BOURNVILLE APPLIANCE HANDLE



Code	Length (L)	Centres (C)	Projection (P)
BNV/APP/330	360mm	330mm	61mm



BRINDLEY HANGING WINE GLASS RACK

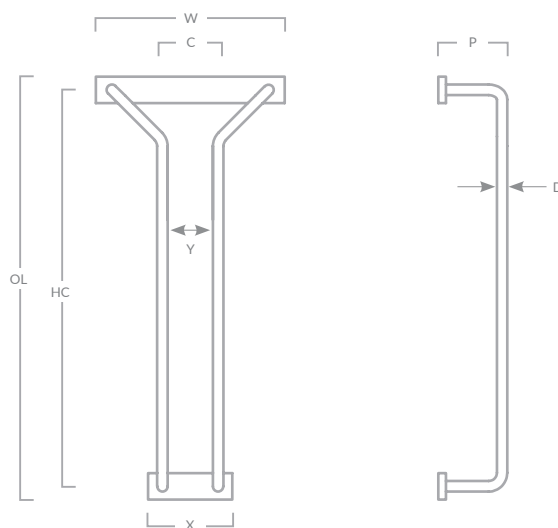
A sophisticated way to display stemmed glassware whilst allowing for easy access in kitchens and home bars, this wine glass rack adds interest and function.



BRINDLEY HANGING WINE GLASS RACK



Code	Centres (C)	Hole Centres (HC)	Overall Length (OL)	Projection (P)	Y	X	Diameter (D)	Width (W)
BRI/WINERACK/254	44mm	238mm	254mm	42mm	27mm	51mm	6.35mm	114mm
BRI/WINERACK/400	44mm	384mm	400mm	42mm	27mm	51mm	6.35mm	114mm
BRI/WINERACK/600	44mm	584mm	600mm	42mm	27mm	51mm	6.35mm	114mm




Product photographed in our burnished brass finish

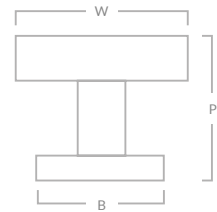
BROMFORD COLLECTION

A contemporary classic, the Bromford collection promises to make an impact in modern homes with bold lines at the forefront of each handle design.

BROMFORD CABINET KNOB



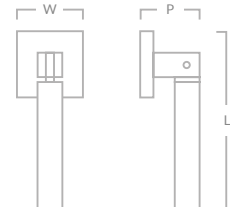
Code	Width (W)	Projection (P)	Base (B)
BRMK/32	32mm	33mm	25mm



BROMFORD DROP HANDLE



Code	Width (W)	Projection (P)	Length (L)
BRMD/60	25mm	22mm	68mm



BROMFORD CABINET & APPLIANCE HANDLE



Code	Length (L)	Centres (C)	Projection (P)	Bar (Sq.)
BRM/96	121mm	96mm	31mm	9.5mm
BRM/128	153mm	128mm	31mm	9.5mm
BRM/203	228mm	203mm	33mm	9.5mm
BRM/305	337mm	305mm	42mm	12.7mm
BRM/APP/381	419mm	381mm	46mm	16mm
BRM/APP/608	646mm	608mm	46mm	16mm



BROMSGROVE COLLECTION

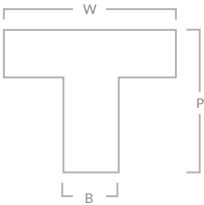
For minimal design with maximum impact, Bromsgrove showcases beautifully how sometimes, understated details are best.



BROMSGROVE CABINET KNOB



Code	Width (W)	Projection (P)	Base (B)
BRGK/32	32mm	30mm	13mm



BROMSGROVE CABINET HANDLE



Code	Length (L)	Centres (C)	Projection (P)	Bar (Sq.)
BRG/45	45mm	35.5mm	31mm	9.5mm
BRG/96	106mm	96mm	31mm	9.5mm
BRG/128	138mm	128mm	31mm	9.5mm
BRG/203	213mm	203mm	32mm	9.5mm
BRG/305	318mm	305mm	42mm	12.7mm



BROMSGROVE APPLIANCE HANDLE



Code	Length (L)	Centres (C)	Projection (P)	Bar (Sq.)
BRG/APP/381	397mm	381mm	46mm	16mm
BRG/APP/608	624mm	608mm	46mm	16mm



BROMWICH COLLECTION

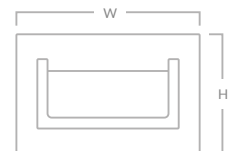
Bromwich is an industrial collection of cabinet pulls expertly fitted onto separate backplates and streamlined flush pulls. The collection has a minimalistic edge and works beautifully in modern spaces.



BROMWICH FLUSH PULL



Code	Width (W)	Projection (P)	Height (H)	Centres (C)
BRW/FLUSH/110	110mm	13mm	64mm	85mm



BROMWICH CABINET HANDLE



Code	Length (L)	Centres (C)	Projection (P)	Bar (Sq.)
BRW/45	62mm	35.5mm	35mm	9.5mm
BRW/96	122mm	96mm	35mm	9.5mm
BRW/128	154mm	128mm	35mm	9.5mm
BRW/203	233mm	203mm	37mm	9.5mm
BRW/305	339mm	305mm	47mm	12.7mm



BROMWICH APPLIANCE HANDLE



Code	Length (L)	Centres (C)	Projection (P)	Bar (Sq.)
BRW/APP/381	415mm	381mm	51mm	16mm
BRW/APP/608	642mm	608mm	51mm	16mm



All product photographed in our burnished brass finish

CARLTON COLLECTION

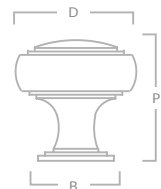
Yielding a subtle deco look, the Carlton collection features an elegant stepped edge to bring a little definition to each cabinet handle and knob.



CARLTON CABINET KNOB



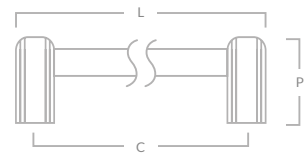
Code	Diameter (D)	Projection (P)	Base (B)
CARK/25	25mm	25mm	16mm
CARK/30	30mm	30mm	19mm
CARK/35	35mm	35mm	22mm



CARLTON CABINET HANDLE



Code	Length (L)	Centres (C)	Projection (P)	Bar Diameter
CAR/96	114mm	96mm	36mm	12.7mm
CAR/128	146mm	128mm	36mm	12.7mm
CAR/160	178mm	160mm	36mm	12.7mm
CAR/224	242mm	224mm	36mm	12.7mm
CAR/304	322mm	304mm	36mm	12.7mm



CARLTON APPLIANCE HANDLE



Code	Length (L)	Centres (C)	Projection (P)	Bar Diameter
CAR/APP/368	395mm	368mm	54mm	19mm
CAR/APP/608	635mm	608mm	54mm	19mm



COTSWOLD COLLECTION


Inspired by the traditional beauty of the Cotswold villages, Cotswold is a timeless range of luxury solid brass hardware that takes note from the iconic English countryside.



COTSWOLD BALL KNOB



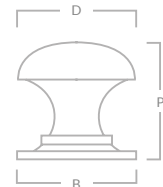
Code	Diameter (D)	Projection (P)	Base (B)
COTK/BALL/19	19mm	30mm	19mm
COTK/BALL/25	25mm	37mm	26mm
COTK/BALL/32	32mm	44mm	32mm
COTK/BALL/38	38mm	55mm	38mm



COTSWOLD MUSHROOM KNOB



Code	Diameter (D)	Projection (P)	Base (B)
COTK/MUSH/19	19mm	25mm	19mm
COTK/MUSH/25	25mm	29mm	26mm
COTK/MUSH/32	32mm	33mm	32mm
COTK/MUSH/38	38mm	38mm	38mm



COTSWOLD BUN KNOB



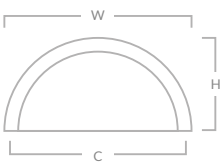
Code	Diameter (D)	Projection (P)	Base (B)
COTK/BUN/19	19mm	19mm	21mm
COTK/BUN/25	25mm	26mm	27mm
COTK/BUN/32	32mm	33mm	32mm
COTK/BUN/38	38mm	37mm	38mm



COTSWOLD CUP PULL



Code	Width (W)	Centres (C)	Height (H)	Projection
COT/PULL/56/RF	56mm	38mm	32mm	18mm
COT/PULL/92/RF	92mm	76mm	41mm	20mm



COTSWOLD DRAWER PULL



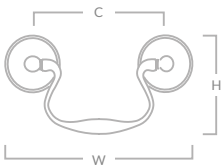
Code	Width (W)	Height (H)	Projection
COT/PULL/FF	98mm	49mm	20mm



COTSWOLD CABINET HANDLE



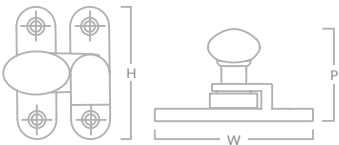
Code	Width (W)	Height (H)	Centres (C)
COT/CAB/76	107mm	53mm	76mm
COT/CAB/89	125mm	58mm	89mm
COT/CAB/102	140mm	63mm	102mm



COTSWOLD CUPBOARD TURN



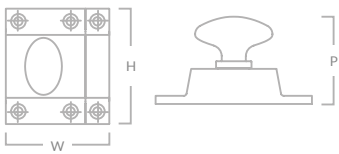
Code	Height (H)	Width (W)	Projection (P)
COT/TURN/38	54mm	38mm	34mm



COTSWOLD CUPBOARD LATCH



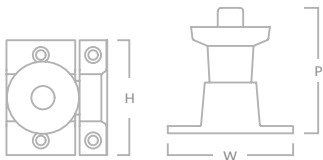
Code	Height (H)	Width (W)	Projection (P)
COT/LATCH	55mm	50mm	32mm



COTSWOLD THUMB LATCH



Code	Width (W)	Height (H)	Projection (P)
COT/THUMB	34mm	39mm	40mm



COTSWOLD BRASS RAIL

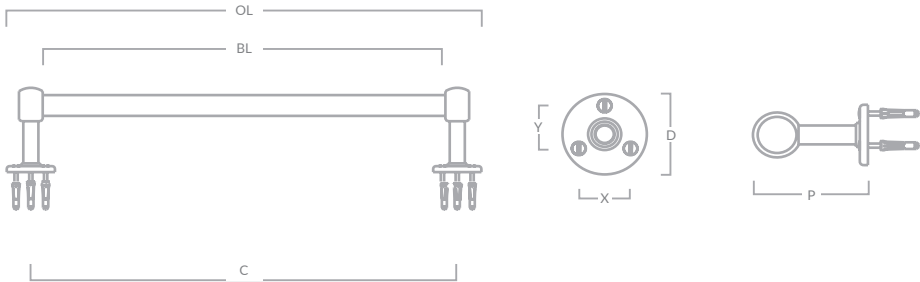
Channel the classic country look in your kitchen with our Cotswold Brass Rails & S Hooks, a traditional set designed to form part of our timeless Cotswold collection.



COTSWOLD BRASS KITCHEN TOWEL RAIL



Code	Centres (C)	Overall Length (OL)	Bar Length (BL)	Projection (P)	Y	X	Diameter (D)	Bar Diameter
COT/KITRAIL/500	449mm	500mm	424mm	90mm	27mm	31mm	51mm	22mm
COT/KITRAIL/900	849mm	900mm	824mm	90mm	27mm	31mm	51mm	22mm
COT/KITRAIL/1200	1149mm	1200mm	1124mm	90mm	27mm	31mm	51mm	22mm

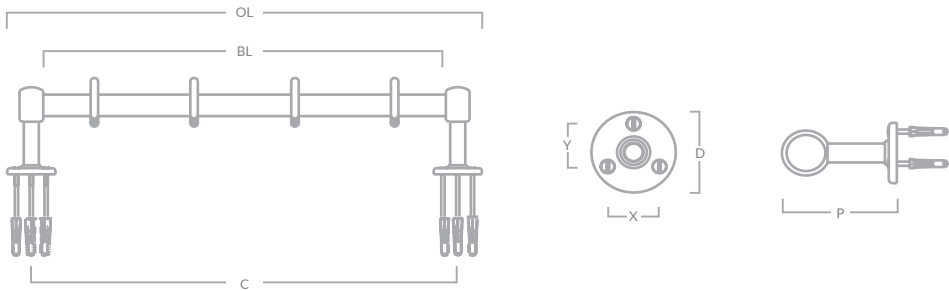


Product photographed in our burnished brass finish

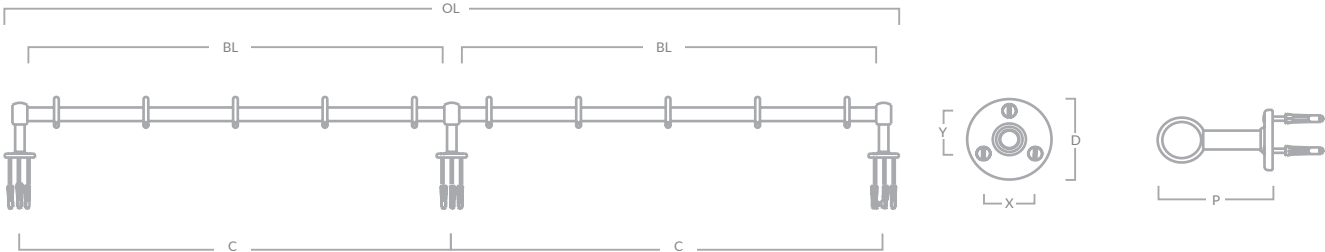
COTSWOLD BRASS POT RAIL



Code	Centres (C)	Overall Length (OL)	Bar Length (BL)	Projection (P)	Y	X	Diameter (D)	Bar Diameter	Hooks
COT/POTRAIL/500	449mm	500mm	424mm	90mm	27mm	31mm	51mm	22mm	4
COT/POTRAIL/900	849mm	900mm	824mm	90mm	27mm	31mm	51mm	22mm	6
COT/POTRAIL/1200	1149mm	1200mm	1124mm	90mm	27mm	31mm	51mm	22mm	8



Code	Centres (C)	Overall Length (OL)	Bar Length (BL)	Projection (P)	Y	X	Diameter (D)	Bar Diameter	Hooks
COT/POTRAIL/1500	725mm	1500mm	700mm	90mm	27mm	31mm	51mm	22mm	10
COT/POTRAIL/1800	875mm	1800mm	850mm	90mm	27mm	31mm	51mm	22mm	10



COSTWOLD S HOOK



Code	Radius (R)	Width (W)	Height (H)
COT/SHOOK	12mm	49mm	100mm



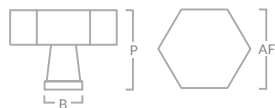
S hooks not suitable for for bars over 22mm diameter

CROSSWAYS COLLECTION

Featuring stylish Geometric shapes, Crossways is an exquisite collection of luxury brass hardware with a distinct art deco appeal.

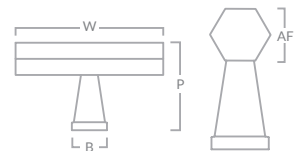


CROSSWAYS CABINET KNOB



Code	Projection (P)	Base (B)	Across Flats (AF)
CRWK/32	28mm	13mm	32mm

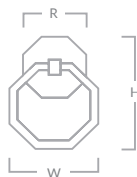
CROSSWAYS T-BAR HANDLE



Code	Width (W)	Projection (P)	Base (B)	Across Flats (AF)
CRWT/55	55mm	33mm	13mm	12mm

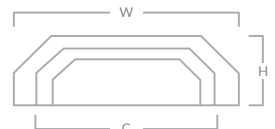
Not suitable for appliance doors

CROSSWAYS CABINET RING PULL



Code	Width (W)	Projection	Height (H)	Rose (R)
CRWR/36	36mm	10mm	46mm	25mm


CROSSWAYS CUP PULL



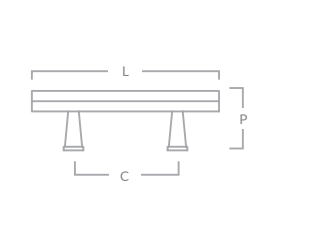
Code	Centres (C)	Width (W)	Height (H)	Projection
CRW/CUP/104	90mm	104mm	45mm	20mm

All product photographed in our satin antique satin lacquered finish


CROSSWAYS CABINET HANDLE



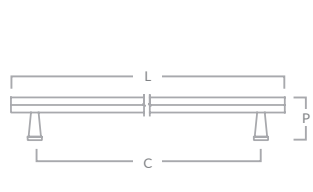
Code	Centres (C)	Length (L)	Projection (P)	Bar Across Flats
CRW/64	64mm	102mm	33mm	12mm
CRW/96	96mm	134mm	33mm	12mm
CRW/128	128mm	166mm	33mm	12mm
CRW/160	160mm	198mm	33mm	12mm
CRW/288	288mm	326mm	33mm	12mm



CROSSWAYS APPLIANCE HANDLE



Code	Centres (C)	Length (L)	Projection (P)	Bar Across Flats
CRW/APP/384	384mm	434mm	45mm	15.9mm
CRW/APP/608	608mm	658mm	45mm	15.9mm




CROSSWAYS CABINET DROP HANDLE



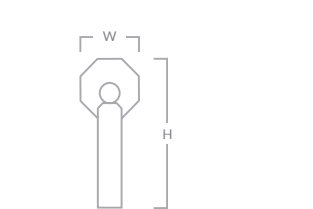
Code	Centres (C)	Width (W)	Height (H)
CRWC/80	80mm	105mm	38mm
CRWC/102	102mm	129mm	47mm



CROSSWAYS HEX DROP HANDLE



Code	Width (W)	Projection	Height (H)
CRWD/38	25mm	16mm	56mm



CROXFORD COLLECTION

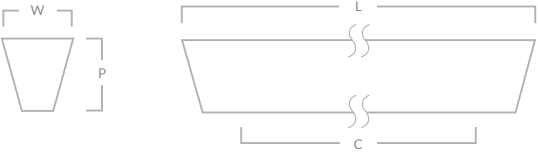
Featuring angled edges and clean lines, the Croxford collection is a perfect choice to accent modern spaces. Linear in design and extruded to create a functional cabinet pull.



CROXFORD CABINET PULL



Code	Length (L)	Centres (C)	Width (W)	Projection (P)
CRX/50	50mm	32mm	20mm	21mm
CRX/114	114mm	96mm	20mm	21mm
CRX/150	150mm	128mm	20mm	21mm
CRX/312	312mm	288mm	20mm	21mm
CRX/400	400mm	368mm (plus centre hole)	20mm	21mm
CRX/500	500mm	464mm (plus centre hole)	20mm	21mm



DIGBETH COLLECTION

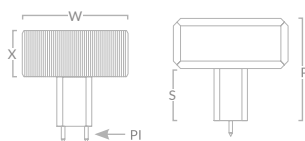
Discover luxury hardware redefined. Presenting industrial design-led style, the Digbeth collection offers a choice of textured hand-finished linear ridging or smooth brass. Frame each piece by opting for a striking backplate.




DIGBETH RIDGED CABINET KNOB



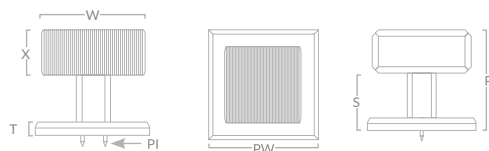
Code	Width sq. (W)	Projection (P)	Pin dia. (PI)	Stem (S)	X
DIGK/KNOBONLY/32	32mm	31mm	2.5mm	17mm	14mm
DIGK/KNOBONLY/38	38mm	33mm	2.5mm	17mm	16mm



DIGBETH RIDGED CABINET KNOB WITH BACKPLATE




Code	Width sq. (W)	Projection (P)	Pin dia. (PI)	Stem (S)	Plate Width sq. (PW)	Plate Thickness (T)	X
DIGK/32	32mm	35mm	2.5mm	22mm	38mm	5mm	14mm
DIGK/38	38mm	38mm	2.5mm	22mm	45mm	5mm	16mm

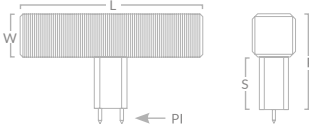


All product photographed in our satin antique satin lacquered finish

DIGBETH RIDGED T-BAR HANDLE




Code	Length (L)	Width sq. (W)	Projection (P)	Stem (S)	Pin Dia (PI)
DIGT/TBARONLY/67	67mm	16mm	33mm	17mm	2.5mm

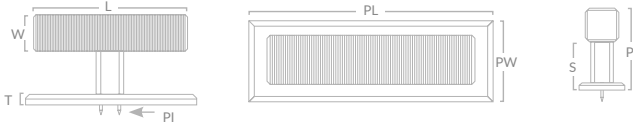


Not suitable for appliance doors

DIGBETH RIDGED T-BAR HANDLE WITH BACKPLATE




Code	Length (L)	Width sq. (W)	Projection (P)	Stem (S)	Pin Dia (PI)	Plate Length (PL)	Plate Width (PW)	Plate Thickness (T)
DIGT/67	67mm	16mm	38mm	22mm	2.5mm	77mm	25mm	5mm

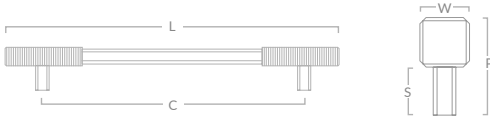


Not suitable for appliance doors


DIGBETH RIDGED CABINET & APPLIANCE HANDLE



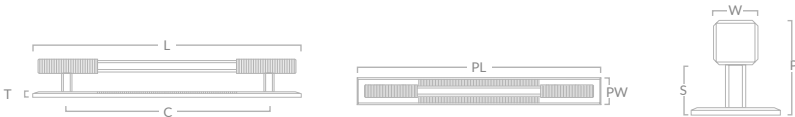
Code	Centres (C)	Length (L)	Width sq. (W)	Stem (S)	Projection (P)
DIG/PULLONLY/128	128mm	182mm	12.7mm	20mm	33mm
DIG/PULLONLY/160	160mm	217mm	16mm	23mm	39mm
DIG/PULLONLY/224	224mm	291mm	16mm	23mm	39mm
DIG/PULLONLY/288	288mm	355mm	16mm	23mm	39mm
DIG/PULLONLY/APP/384	384mm	461mm	19mm	30mm	49mm
DIG/PULLONLY/APP/608	608mm	685mm	19mm	30mm	49mm



DIGBETH RIDGED CABINET & APPLIANCE HANDLE WITH BACKPLATE



Code	Centres (C)	Length (L)	Width sq. (W)	Stem (S)	Projection (P)	Plate Thickness (T)	Plate Length (PL)	Plate Width (PW)
DIG/128	128mm	182mm	12.7mm	25mm	37mm	5mm	191mm	22mm
DIG/160	160mm	217mm	16mm	29mm	45mm	6.5mm	227mm	25mm
DIG/224	224mm	291mm	16mm	29mm	45mm	6.5mm	301mm	25mm
DIG/288	288mm	355mm	16mm	29mm	45mm	6.5mm	365mm	25mm
DIG/APP/384	384mm	461mm	19mm	36mm	55mm	6.5mm	474mm	32mm
DIG/APP/608	608mm	685mm	19mm	36mm	55mm	6.5mm	698mm	32mm

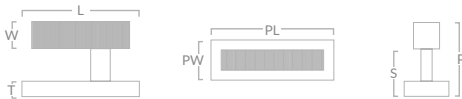


All product photographed in our satin antique satin lacquered finish

DIGBETH RIDGED HOOK



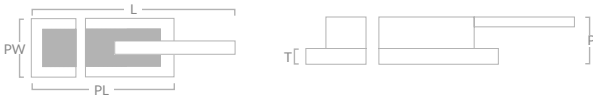
Code	Width sq. (W)	Projection (P)	Length (L)	Stem (S)	Plate Width (PW)	Plate Length (PL)	Plate Thickness (T)
DIG/HOOK/48	16mm	39mm	48mm	32mm	25mm	58mm	6.5mm



DIGBETH RIDGED LATCH



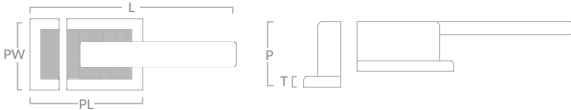
Code	Projection (P)	Length (L)	Plate Width (PW)	Plate Length (PL)	Plate Thickness (T)
DIG/LATCH/FLUSH/45	20mm	108mm	45mm	64mm	5mm
DIG/LATCH/FLUSH/55	30mm	153mm	55mm	81mm	6mm



DIGBETH RIDGED OFFSET LATCH



Code	Projection (P)	Length (L)	Plate Width (PW)	Plate Length (PL)	Plate Thickness (T)
DIG/LATCH/OFFSET/55	40mm	159mm	55mm	82mm	6mm

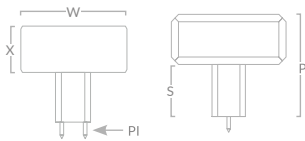




DIGBETH PLAIN CABINET KNOB



Code	Width sq. (W)	Projection (P)	Pin dia. (PI)	Stem (S)	X
DIGK/KNOBONLY/PLAIN/32	32mm	31mm	2.5mm	17mm	14mm
DIGK/KNOBONLY/PLAIN/38	38mm	33mm	2.5mm	17mm	16mm



DIGBETH PLAIN CABINET KNOB WITH BACKPLATE



Code	Width sq. (W)	Projection (P)	Pin dia. (PI)	Stem (S)	Plate Width sq. (PW)	Plate Thickness (T)	X
DIGK/PLAIN/32	32mm	35mm	2.5mm	22mm	38mm	5mm	14mm
DIGK/PLAIN/38	38mm	38mm	2.5mm	22mm	45mm	5mm	16mm



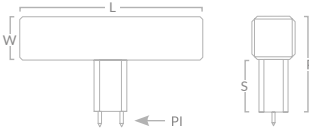
All product photographed in our burnished brass finish

DIGBETH PLAIN T-BAR HANDLE



Code	Length (L)	Width sq. (W)	Projection (P)	Stem (S)	Pin Dia (PI)
DIGT/TBARONLY/PLAIN/67	67mm	16mm	33mm	17mm	2.5mm

Not suitable for appliance doors

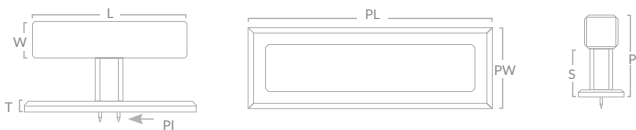


DIGBETH PLAIN T-BAR HANDLE WITH BACKPLATE



Code	Length (L)	Width sq. (W)	Projection (P)	Stem (S)	Pin Dia (PI)	Plate Length (PL)	Plate Width (PW)	Plate Thickness (T)
DIGT/PLAIN/67	67mm	16mm	38mm	22mm	2.5mm	77mm	25mm	5mm

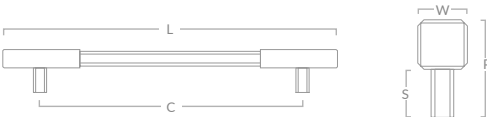
Not suitable for appliance doors



DIGBETH PLAIN CABINET & APPLIANCE HANDLE



Code	Centres (C)	Length (L)	Width sq. (W)	Stem (S)	Projection (P)
DIG/PULLONLY/PLAIN/128	128mm	182mm	12.7mm	20mm	33mm
DIG/PULLONLY/PLAIN/160	160mm	217mm	16mm	23mm	39mm
DIG/PULLONLY/PLAIN/224	224mm	291mm	16mm	23mm	39mm
DIG/PULLONLY/PLAIN/288	288mm	355mm	16mm	23mm	39mm
DIG/PULLONLY/APP/PLAIN/384	384mm	461mm	19mm	30mm	49mm
DIG/PULLONLY/APP/PLAIN/608	608mm	685mm	19mm	30mm	49mm



DIGBETH PLAIN CABINET & APPLIANCE HANDLE WITH BACKPLATE



Code	Centres (C)	Length (L)	Width sq. (W)	Stem (S)	Projection (P)	Plate Thickness (T)	Plate Length (PL)	Plate Width (PW)
DIG/PLAIN/128	128mm	182mm	12.7mm	25mm	37mm	5mm	191mm	22mm
DIG/PLAIN/160	160mm	217mm	16mm	29mm	45mm	6.5mm	227mm	25mm
DIG/PLAIN/224	224mm	291mm	16mm	29mm	45mm	6.5mm	301mm	25mm
DIG/PLAIN/288	288mm	355mm	16mm	29mm	45mm	6.5mm	365mm	25mm
DIG/APP/PLAIN/384	384mm	461mm	19mm	36mm	55mm	6.5mm	474mm	32mm
DIG/APP/PLAIN/608	608mm	685mm	19mm	36mm	55mm	6.5mm	698mm	32mm

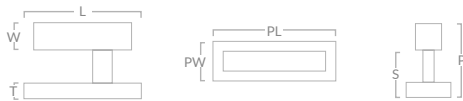


All product photographed in our burnished brass finish

DIGBETH PLAIN HOOK



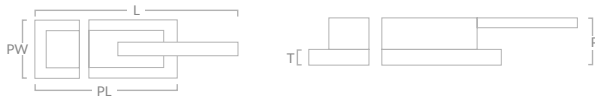
Code	Width sq. (W)	Projection (P)	Length (L)	Stem (S)	Plate Width (PW)	Plate Length (PL)	Plate Thickness (T)
DIG/HOOK/PLAIN/48	16mm	39mm	48mm	32mm	25mm	58mm	6.5mm



DIGBETH PLAIN LATCH



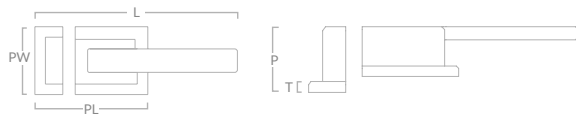
Code	Projection (P)	Length (L)	Plate Width (PW)	Plate Length (PL)	Plate Thickness (T)
DIG/LATCH/FLUSH/PLAIN/45	20mm	108mm	45mm	65mm	5mm
DIG/LATCH/FLUSH/PLAIN/55	30mm	153mm	55mm	81mm	5mm



DIGBETH PLAIN OFFSET LATCH



Code	Projection (P)	Length (L)	Plate Width (PW)	Plate Length (PL)	Plate Thickness (T)
DIG/LATCH/OFFSET/PLAIN/55	40mm	159mm	55mm	82mm	6mm



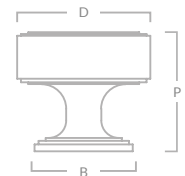
DOUGAN COLLECTION

Presenting a beautiful blend of style and sophistication, Dougan takes inspiration from the deco design era. Opt for a backplate to make a statement or without for a refined and elegant look.

DOUGAN CABINET KNOB



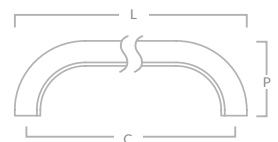
Code	Diameter (D)	Projection (P)	Base (B)
DOUK/25	25mm	23mm	19mm
DOUK/32	32mm	29mm	24mm
DOUK/38	38mm	34mm	28mm



DOUGAN CABINET & APPLIANCE HANDLE



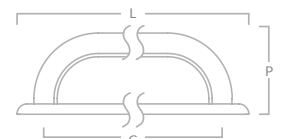
Code	Length (L)	Centres (C)	Projection (P)	Bar Width
DOU/PULLONLY/96	107mm	96mm	33mm	16mm x 11mm
DOU/PULLONLY/160	171mm	160mm	33mm	16mm x 11mm
DOU/PULLONLY/224	235mm	224mm	33mm	16mm x 11mm
DOU/PULLONLY/APP/320	333mm	320mm	45mm	18mm x 13mm
DOU/PULLONLY/APP/608	621mm	608mm	45mm	18mm x 13mm



DOUGAN CABINET & APPLIANCE HANDLE WITH BACKPLATE



Code	Length (L)	Centres (C)	Projection (P)	Base Width	Bar Width
DOU/96	123mm	96mm	38mm	32mm	16mm x 11mm
DOU/160	187mm	160mm	38mm	32mm	16mm x 11mm
DOU/224	251mm	224mm	38mm	32mm	16mm x 11mm
DOU/APP/320	352mm	320mm	49mm	38mm	18mm x 13mm
DOU/APP/608	640mm	608mm	49mm	38mm	18mm x 13mm




EDGBASTON COLLECTION

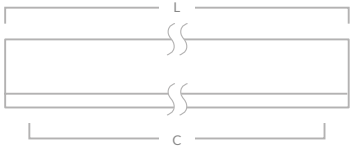
Go back to basics with Edgbaston and discover a contemporary collection of linear cabinet pull handles named after one of the most desirable boroughs in Birmingham.



EDGBASTON CABINET PULL



Code	Length (L)	Centres (C)	Height (H)	Projection (P)
EDG/50	50mm	32mm	25mm	48mm
EDG/110	110mm	96mm	25mm	48mm
EDG/180	180mm	160mm	25mm	48mm
EDG/312	312mm	288mm	25mm	48mm
EDG/400	400mm	368mm (plus centre hole)	25mm	48mm
EDG/500	500mm	464mm (plus centre hole)	25mm	48mm



FLUSH PULLS

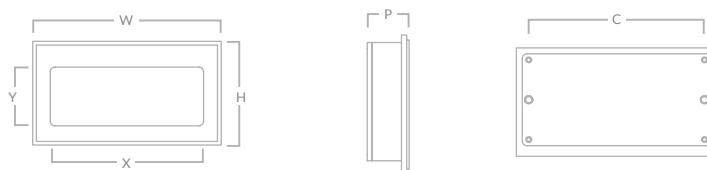
Bring understated style and subtle interest to cabinetry with our collection of solid brass flush pulls. Rear fixed for a streamlined look, the pulls are an effortless choice to complement minimalistic decor.

LYNDON FLUSH PULL



Product photographed in our satin antique satin lacquered finish

Code	Width (W)	Projection (P)	Height (H)	Centres (C)	X	Y
LYN/FLUSH/100	100mm	18mm	57mm	88mm	81mm	32mm
LYN/FLUSH/175	175mm	18mm	57mm	163mm	156mm	32mm
LYN/FLUSH/250	250mm	18mm	57mm	238mm	231mm	32mm
LYN/FLUSH/350	350mm	18mm	57mm	338mm	331mm	32mm

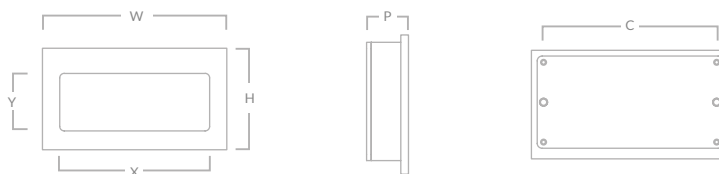


BARTLEY FLUSH PULL



Product photographed in our polished brass unlacquered finish

Code	Width (W)	Projection (P)	Height (H)	Centres (C)	X	Y
BAR/FLUSH/100	100mm	18mm	57mm	88mm	81mm	32mm
BAR/FLUSH/175	175mm	18mm	57mm	163mm	156mm	32mm
BAR/FLUSH/250	250mm	18mm	57mm	238mm	231mm	32mm
BAR/FLUSH/350	350mm	18mm	57mm	338mm	331mm	32mm

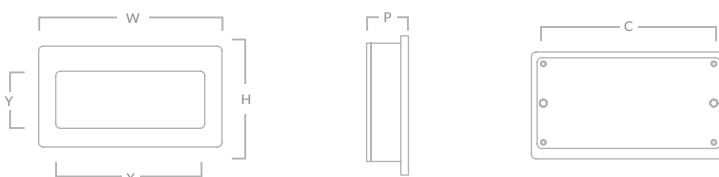


DRIFFOLD FLUSH PULL



Product photographed in our burnished brass finish

Code	Width (W)	Projection (P)	Height (H)	Centres (C)	X	Y
DRI/FLUSH/100	100mm	18mm	57mm	88mm	81mm	32mm
DRI/FLUSH/175	175mm	18mm	57mm	163mm	156mm	32mm
DRI/FLUSH/250	250mm	18mm	57mm	238mm	231mm	32mm
DRI/FLUSH/350	350mm	18mm	57mm	338mm	331mm	32mm



GAUMONT COLLECTION

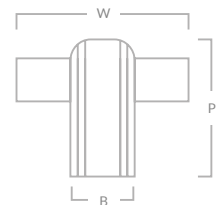
With a nod to the deco design era, Gaumont features a slight stepped edge to each piece of hardware.

GAUMONT T-BAR HANDLE



Code	Width (W)	Projection (P)	Base (B)	Bar Diameter
GAUT/64	64mm	36mm	18mm	12.7mm

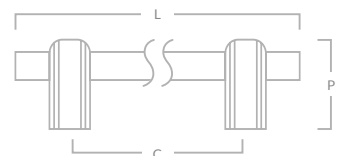
Not suitable for appliance doors



GAUMONT CABINET HANDLE



Code	Length (L)	Centres (C)	Projection (P)	Bar Diameter
GAU/96	150mm	96mm	36mm	12.7mm
GAU/128	182mm	128mm	36mm	12.7mm
GAU/160	214mm	160mm	36mm	12.7mm
GAU/224	278mm	224mm	36mm	12.7mm
GAU/304	358mm	304mm	36mm	12.7mm



GAUMONT APPLIANCE HANDLE



Code	Length (L)	Centres (C)	Projection (P)	Bar Diameter
GAU/APP/368	430mm	368mm	54mm	19mm
GAU/APP/608	670mm	608mm	54mm	19mm



All product photographed in our satin antique satin lacquered finish

GROVE COLLECTION

Inspired by one of nature's most iconic forms, discover the charm of Grove, a refined collection of luxury brass bamboo hardware and accessories.

GROVE ROBE HOOK/THUMB KNOB



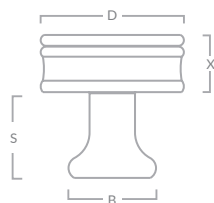
Code	Projection (P)	Diameter (D)
GRVTK/19	34mm	19mm
GRV/HOOK/34	34mm	19mm



GROVE CABINET KNOB



Code	Projection (P)	Base (B)	Stem (S)	X	Diameter (D)
GRVK/25	25mm	15mm	15mm	10mm	25mm
GRVK/32	31mm	17mm	18mm	13mm	32mm
GRVK/38	37mm	19mm	22mm	15mm	38mm

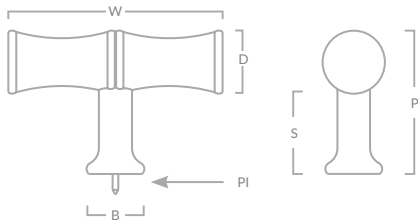


GROVE T-BAR CABINET HANDLE



Code	Width (W)	Projection (P)	Base (B)	Stem (S)	Bar Diameter (D)	Pin Dia. (PI)
GRVT/64	64mm	43mm	17mm	24mm	19mm	2mm

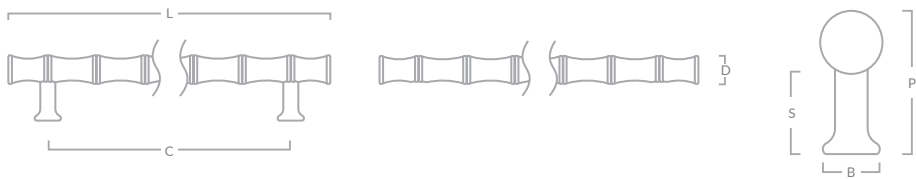
Not suitable for appliance doors



GROVE CABINET HANDLE & APPLIANCE HANDLE



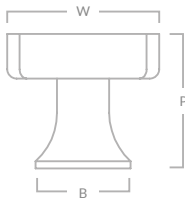
Code	Length (L)	Projection (P)	Base (B)	Centres (C)	Stem (S)	Bar Diameter (D)
GRV/96	148mm	43mm	17mm	96mm	24mm	19mm
GRV/128	180mm	43mm	17mm	128mm	24mm	19mm
GRV/160	212mm	43mm	17mm	160mm	24mm	19mm
GRV/224	276mm	43mm	17mm	224mm	24mm	19mm
GRV/288	340mm	43mm	17mm	288mm	24mm	19mm
GRV/APP/384	436mm	51mm	20mm	384mm	29mm	22mm
GRV/APP/608	660mm	51mm	20mm	608mm	29mm	22mm



HAROLD HAMMERED CABINET KNOB



Code	Width (W)	Projection (P)	Base (B)
HRLK/32	32mm	29mm	20mm

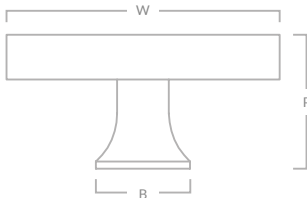


HAROLD HAMMERED T-BAR HANDLE



Code	Width (W)	Projection (P)	Base (B)
HRLT/58	58mm	29mm	20mm

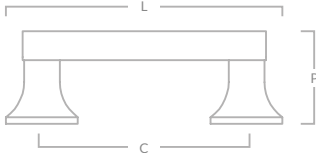
Not suitable for appliance doors



HAROLD HAMMERED CABINET & APPLIANCE HANDLE



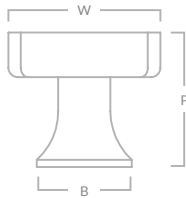
Code	Length (L)	Centres (C)	Projection (P)	Bar Width
HRL/96	116mm	96mm	29mm	20mm x 9.5mm
HRL/160	184mm	160mm	31mm	23mm x 9.5mm
HRL/224	248mm	224mm	31mm	25mm x 9.5mm
HRL/APP/352	382mm	352mm	41mm	28mm x 12.7mm



HAROLD PLAIN CABINET KNOB



Code	Width (W)	Projection (P)	Base (B)
HRLK/PLAIN/32	32mm	29mm	20mm

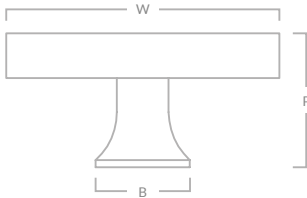


HAROLD PLAIN T-BAR HANDLE



Code	Width (W)	Projection (P)	Base (B)
HRLT/PLAIN/58	58mm	29mm	20mm

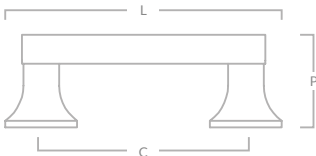
Not suitable for appliance doors



HAROLD PLAIN CABINET & APPLIANCE HANDLE

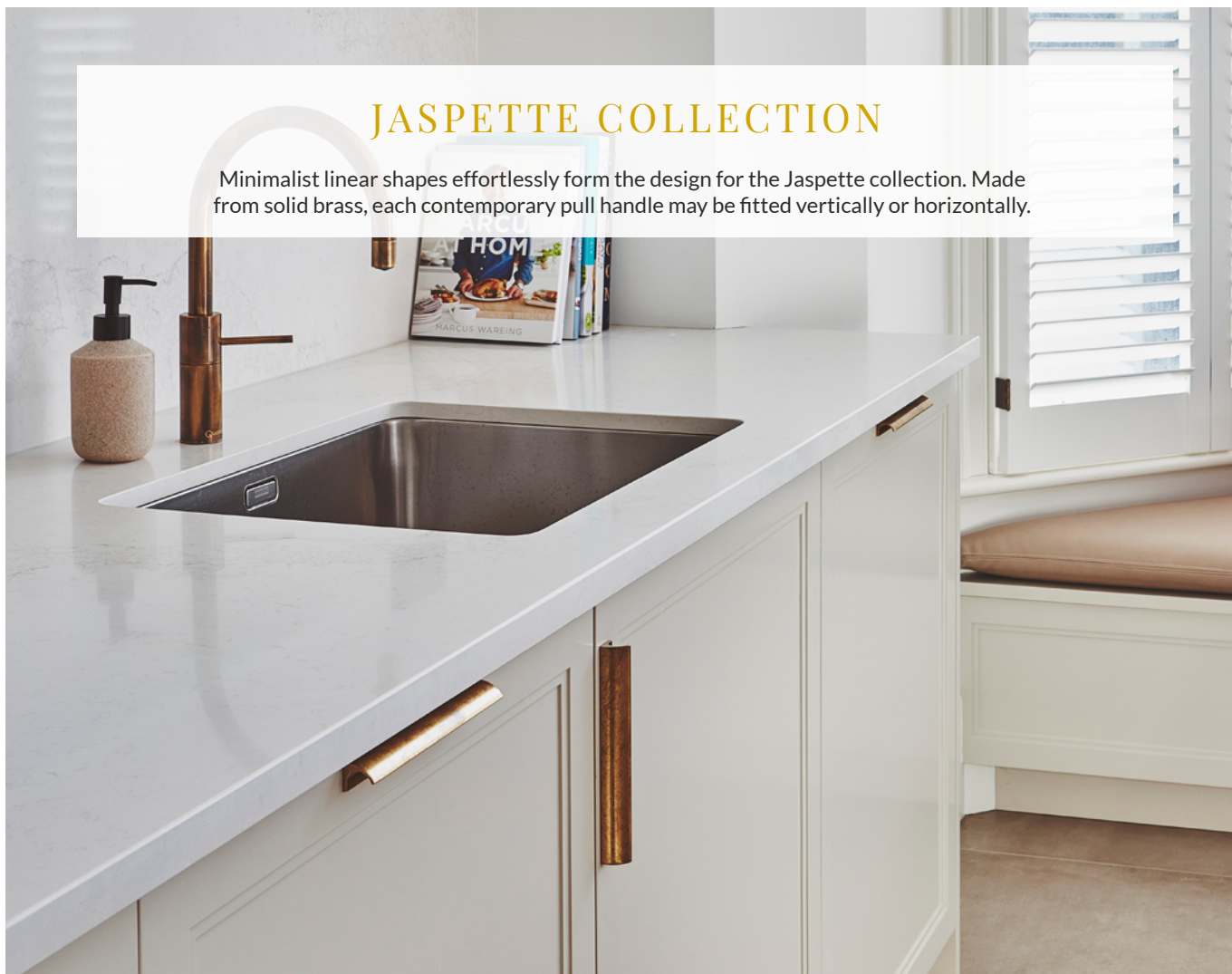


Code	Length (L)	Centres (C)	Projection (P)	Bar Width
HRL/PLAIN/96	116mm	96mm	29mm	20mm x 9.5mm
HRL/PLAIN/160	184mm	160mm	31mm	23mm x 9.5mm
HRL/PLAIN/224	248mm	224mm	31mm	25mm x 9.5mm
HRL/APP/PLAIN/352	382mm	352mm	41mm	28mm x 12.7mm



JASPETTE COLLECTION

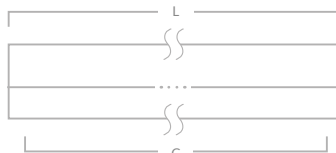
Minimalist linear shapes effortlessly form the design for the Jaspette collection. Made from solid brass, each contemporary pull handle may be fitted vertically or horizontally.



JASPETTE CABINET PULL



Code	Length (L)	Centres (C)	Height (H)	Projection (P)
JPT/50	50mm	32mm	19mm	22mm
JPT/110	110mm	96mm	19mm	22mm
JPT/180	180mm	160mm	19mm	22mm
JPT/310	310mm	290mm (plus centre hole)	19mm	22mm
JPT/400	400mm	368mm (plus centre hole)	19mm	22mm
JPT/500	500mm	448mm (plus centre hole)	19mm	22mm



JEFFERSON COLLECTION

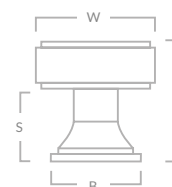
Inspired by the deco design era, Jefferson is a solid brass collection of cabinet hardware covetable for it's angular edges and stepped design.



JEFFERSON CABINET KNOB



Code	Width (W)	Projection (P)	Stem (S)	Base (B)
JEFK/25	25mm	29mm	20mm	19mm
JEFK/32	32mm	33mm	20mm	24mm
JEFK/38	38mm	33mm	20mm	24mm



JEFFERSON CABINET HANDLE



Code	Length (L)	Centres (C)	Projection (P)	Stem (S)	Bar Width
JEF/96	109mm	96mm	30mm	20mm	12.7mm x 9.5mm
JEF/102	126mm	102mm	30mm	20mm	16mm x 9.5mm
JEF/152	176mm	152mm	30mm	20mm	16mm x 9.5mm
JEF/203	227mm	203mm	30mm	20mm	16mm x 9.5mm
JEF/305	335mm	305mm	40mm	27mm	19mm x 12.7mm



JEFFERSON APPLIANCE HANDLE



Code	Length (L)	Centres (C)	Projection (P)	Stem (S)	Bar Width
JEF/APP/368	398mm	368mm	40mm	27mm	19mm x 12.7mm
JEF/APP/608	638mm	608mm	40mm	27mm	19mm x 12.7mm



KINGSHEATH COLLECTION

Embracing a simple but significant design aesthetic, Kingsheath harnesses understated shapes to create a truly modern collection of solid brass hardware.



KINGSHEATH CABINET KNOB



Code	Diameter (D)	Projection (P)	Base (B)
KIN/32	32mm	32mm	24mm

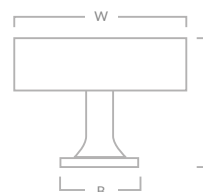


KINGSHEATH T-BAR HANDLE



Code	Width (W)	Projection (P)	Base (B)	Bar Diameter
KINT/55	55mm	35mm	24mm	16mm

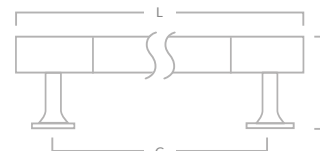
Not suitable for appliance doors



KINGSHEATH CABINET & APPLIANCE HANDLE



Code	Length (L)	Centres (C)	Projection (P)	Bar Diameter
KIN/128	168mm	128mm	33mm	12.7mm
KIN/160	210mm	160mm	36mm	14mm
KIN/224	274mm	224mm	36mm	14mm
KIN/288	338mm	288mm	36mm	14mm
KIN/APP/384	444mm	384mm	49mm	18mm
KIN/APP/608	668mm	608mm	49mm	18mm



All product photographed in our burnished brass finish



LATCHFORD CABINET KNOB



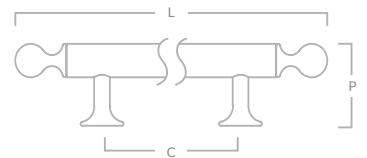
Code	Diameter (D)	Projection (P)	Base (B)
LATK/25	25mm	38mm	25mm
LATK/30	30mm	45mm	30mm
LATK/35	35mm	53mm	35mm



LATCHFORD CABINET HANDLE



Code	Length (L)	Centres (C)	Projection (P)	Bar Diameter
LAT/96	202mm	96mm	39mm	16mm
LAT/128	234mm	128mm	39mm	16mm
LAT/160	266mm	160mm	39mm	16mm
LAT/224	330mm	224mm	39mm	16mm
LAT/288	394mm	288mm	39mm	16mm



LATCHFORD APPLIANCE HANDLE



Code	Length (L)	Centres (C)	Projection (P)	Bar Diameter
LAT/APP/368	479mm	368mm	49mm	19mm
LAT/APP/608	719mm	608mm	49mm	19mm



LEEBANK COLLECTION

Leebank is a covetable collection of luxury solid brass cabinet hardware with machined straight knurl design details.



LEEBANK CABINET KNOB



Code	Diameter (D)	Projection (P)	Base (B)
LEEK/32	32mm	32mm	24mm

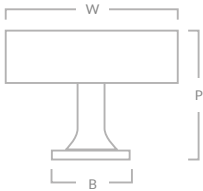


LEEBANK T-BAR HANDLE



Code	Width (W)	Projection (P)	Base (B)	Bar Diameter
LEET/55	55mm	35mm	24mm	16mm

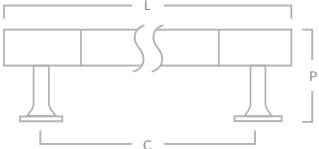
Not suitable for appliance doors



LEEBANK CABINET & APPLIANCE HANDLE



Code	Length (L)	Centres (C)	Projection (P)	Bar Diameter
LEE/128	168mm	128mm	33mm	12.7mm
LEE/160	210mm	160mm	36mm	14mm
LEE/224	274mm	224mm	36mm	14mm
LEE/288	338mm	288mm	36mm	14mm
LEE/APP/384	444mm	384mm	49mm	18mm
LEE/APP/608	668mm	608mm	49mm	18mm



LINCOLN COLLECTION

Add a touch of finesse to your cabinetry with the Lincoln collection. Showcasing a truly timeless look, the luxury solid brass handles feature an elegant form with stepped edges accentuating the design.



LINCOLN CABINET KNOB



Code	Projection (P)	Diameter (D)	Base (B)
LINK/25	20mm	25mm	16mm
LINK/32	26mm	32mm	20mm
LINK/38	30mm	38mm	24mm

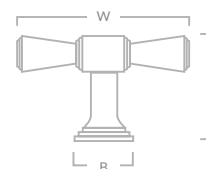


LINCOLN T-BAR HANDLE



Code	Width (W)	Projection (P)	Base (B)	Bar Diameter
LINT/82	82mm	34mm	24mm	12.7mm

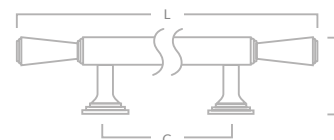
Not suitable for appliance doors



LINCOLN CABINET & APPLIANCE HANDLE



Code	Length (L)	Centres (C)	Projection (P)	Bar Diameter
LIN/96	186mm	96mm	35mm	12.7mm
LIN/128	218mm	128mm	35mm	12.7mm
LIN/224	361mm	224mm	42mm	16mm
LIN/APP/304	470mm	304mm	49mm	19mm
LIN/APP/608	774mm	608mm	49mm	19mm



All product photographed in our satin antique satin lacquered finish

LONGBRIDGE COLLECTION

Clean lines lead the design of the Longbridge collection. Made from the finest solid brass, each contemporary extruded cabinet pull brings a modern look to interior cabinetry.



LONGBRIDGE CABINET PULL



Code	Length (L)	Centres (C)	Height (H)	Projection (P)
LON/32	32mm	N/A	28mm	26mm
LON/76	76mm	64mm	28mm	26mm
LON/180	180mm	160mm	28mm	26mm
LON/312	312mm	288mm	28mm	26mm




MERRICK COLLECTION

Showcasing a sophisticated reeded design, Merrick is a traditional inspired collection of cabinet hardware that will add instant texture to your space.

MERRICK CABINET KNOB



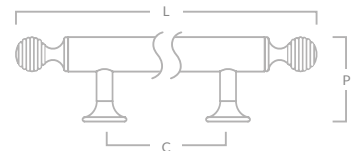
Code	Diameter (D)	Projection (P)	Base (B)
MERK/19	19mm	28mm	19mm
MERK/25	25mm	38mm	25mm
MERK/32	32mm	43mm	32mm
MERK/38	38mm	53mm	38mm



MERRICK CABINET HANDLE



Code	Length (L)	Centres (C)	Projection (P)	Bar Diameter
MER/96	202mm	96mm	39mm	16mm
MER/128	234mm	128mm	39mm	16mm
MER/160	266mm	160mm	39mm	16mm
MER/224	330mm	224mm	39mm	16mm
MER/288	394mm	288mm	39mm	16mm



MERRICK APPLIANCE HANDLE



Code	Length (L)	Centres (C)	Projection (P)	Bar Diameter
MER/APP/368	478mm	368mm	49mm	19mm
MER/APP/608	718mm	608mm	49mm	19mm



MIX COLLECTION

'Made by us. Mixed by you.' Say hello to MIX, an innovative collection of interchangeable cabinet hardware that gives you more control over your design.

MIX DIAMOND CABINET KNOB



Code	Diameter (Dia.)	Projection (P)	Base (B)
MIX1/KNOBONLY/32	32mm	29mm	10mm



MIX DIAMOND CABINET KNOB WITH BACKPLATE



Code	Centres (C)	Diameter (Dia.)	Projection (P)	Plate Width (PW)	Plate Length (PL)	Plate Thickness (T)
MIX1/54	54mm	32mm	34mm	25mm	80mm	5mm
MIX1/128	128mm	32mm	34mm	25mm	154mm	5mm
MIX1/192	192mm	32mm	34mm	25mm	218mm	5mm



MIX DIAMOND T-BAR HANDLE



Code	Centres (C)	Bar Dia.	Projection (P)	Length (L)	Plate Length (PL)	Plate Thickness (T)	Plate Width (W)
MIX1T/65	83mm	16mm	38mm	65mm	101mm	5mm	32mm

Not suitable for appliance doors

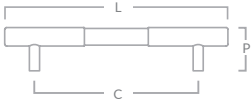


All product photographed in our burnished brass finish

MIX DIAMOND CABINET & APPLIANCE HANDLE



Code	Centres (C)	Bar Diameter	Projection (P)	Length (L)
MIX1/PULLONLY/128	128mm	11mm	34mm	170mm
MIX1/PULLONLY/160	160mm	11mm	34mm	202mm
MIX1/PULLONLY/224	224mm	14mm	37mm	274mm
MIX1/PULLONLY/288	288mm	14mm	37mm	338mm
MIX1/PULLONLY/APP/384	384mm	18mm	50mm	434mm
MIX1/PULLONLY/APP/608	608mm	18mm	50mm	658mm



MIX DIAMOND CABINET & APPLIANCE HANDLE WITH BACKPLATE



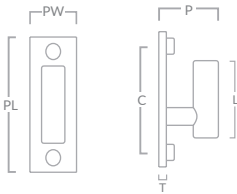
Code	Centres (C)	Bar Dia.	Projection (P)	Length (L)	Plate Length (L)	Plate Thickness (T)	Plate Width (PW)
MIX1/PULL/128	128mm	11mm	39mm	170mm	198mm	39mm	25mm
MIX1/160	160mm	11mm	39mm	202mm	230mm	39mm	25mm
MIX1/224	224mm	14mm	42mm	274mm	310mm	42mm	32mm
MIX1/288	288mm	14mm	42mm	338mm	374mm	42mm	32mm
MIX1/APP/384	384mm	18mm	56mm	434mm	470mm	56mm	35mm
MIX1/APP/608	608mm	18mm	56mm	658mm	694mm	56mm	35mm



MIX DIAMOND SINGLE VERTICAL WALL HOOK



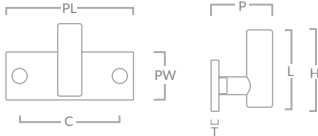
Code	Centres (C)	Bar Dia.	Length (L)	Plate Length (PL)	Projection (P)	Plate Thickness (T)	Plate Width (PW)
MIX1/V/HOOK/84	66mm	16mm	48mm	84mm	38mm	5mm	32mm



MIX DIAMOND SINGLE HORIZONTAL WALL HOOK



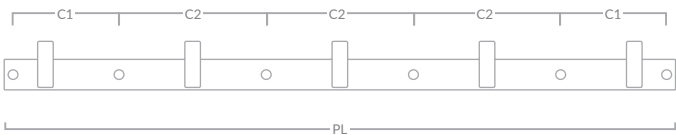
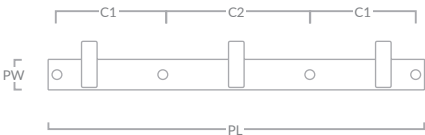
Code	Centres (C)	Bar Dia.	Length (L)	Height (H)	Plate Length (PL)	Projection (P)	Plate Thickness (T)	Plate Width (PW)
MIX1/H/HOOK/84	66mm	16mm	48mm	51mm	84mm	38mm	5mm	32mm



MIX DIAMOND WALL HOOK RACK



Code	Centres (C1)	Centres (C2)	Bar Dia.	Plate Length (PL)	Projection (P)	Plate Thickness (T)	Plate Width (PW)	Length (L)	Hooks
MIX1/HOOK/384	108mm	150mm	16mm	384mm	38mm	5mm	32mm	51mm	3
MIX1/HOOK/684	108mm	150mm	16mm	684mm	38mm	5mm	32mm	51mm	5



Product photographed in our burnished brass finish



Product photographed in our burnished brass finish & matt black lacquer

MIX STRAIGHT CABINET KNOB



Code	Diameter (Dia.)	Projection (P)	Base (B)
MIX2/KNOBONLY/32	32mm	29mm	10mm



MIX STRAIGHT CABINET KNOB WITH BACKPLATE



Code	Centres (C)	Diameter (Dia.)	Projection (P)	Plate Width (PW)	Plate Length (PL)	Plate Thickness (T)
MIX2/54	54mm	32mm	34mm	25mm	80mm	5mm
MIX2/128	128mm	32mm	34mm	25mm	154mm	5mm
MIX2/192	192mm	32mm	34mm	25mm	218mm	5mm



MIX STRAIGHT T-BAR HANDLE



Code	Centres (C)	Bar Dia.	Projection (P)	Length (L)	Plate Length (PL)	Plate Thickness (T)	Plate Width (W)
MIX2T/65	83mm	16mm	38mm	65mm	101mm	5mm	32mm

Not suitable for appliance doors

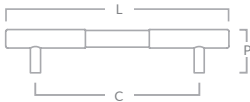


Product photographed in our burnished brass finish

MIX STRAIGHT CABINET & APPLIANCE HANDLE



Code	Centres (C)	Bar Diameter	Length (L)	Projection (P)
MIX2/PULLONLY/128	128mm	11mm	170mm	34mm
MIX2/PULLONLY/160	160mm	11mm	202mm	34mm
MIX2/PULLONLY/224	224mm	14mm	274mm	37mm
MIX2/PULLONLY/288	288mm	14mm	338mm	37mm
MIX2/PULLONLY/APP/384	384mm	18mm	434mm	50mm
MIX2/PULLONLY/APP/608	608mm	18mm	658mm	50mm



MIX STRAIGHT CABINET & APPLIANCE HANDLE WITH BACKPLATE



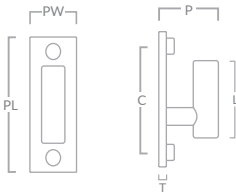
Code	Centres (C)	Bar Dia.	Projection (P)	Length (L)	Plate Length (L)	Plate Thickness (T)	Plate Width (PW)
MIX2/PULL/128	128mm	11mm	39mm	170mm	198mm	39mm	25mm
MIX2/160	160mm	11mm	39mm	202mm	230mm	39mm	25mm
MIX2/224	224mm	14mm	42mm	274mm	310mm	42mm	32mm
MIX2/288	288mm	14mm	42mm	338mm	374mm	42mm	32mm
MIX2/APP/384	384mm	18mm	56mm	434mm	470mm	56mm	35mm
MIX2/APP/608	608mm	18mm	56mm	658mm	694mm	56mm	35mm



MIX STRAIGHT SINGLE VERTICAL WALL HOOK



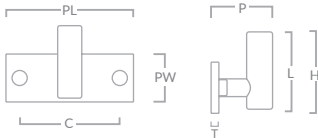
Code	Centres (C)	Bar Dia.	Length (L)	Plate Length (PL)	Projection (P)	Plate Thickness (T)	Plate Width (PW)
MIX2/V/HOOK/84	66mm	16mm	48mm	84mm	38mm	5mm	32mm



MIX STRAIGHT SINGLE HORIZONTAL WALL HOOK



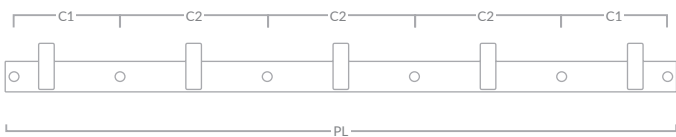
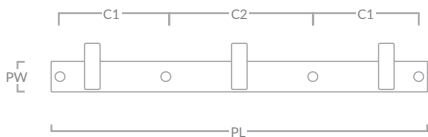
Code	Centres (C)	Bar Dia.	Length (L)	Height (H)	Plate Length (PL)	Projection (P)	Plate Thickness (T)	Plate Width (PW)
MIX2/H/HOOK/84	66mm	16mm	48mm	51mm	84mm	38mm	5mm	32mm



MIX STRAIGHT WALL HOOK RACK



Code	Centres (C1)	Centres (C2)	Bar Dia.	Plate Length (PL)	Projection (P)	Plate Thickness (T)	Plate Width (PW)	Length (L)	Hooks
MIX2/HOOK/384	108mm	150mm	16mm	384mm	38mm	5mm	32mm	51mm	3
MIX2/HOOK/684	108mm	150mm	16mm	684mm	38mm	5mm	32mm	51mm	5



Product photographed in our burnished brass finish



Product photographed in our brushed brass finish & satin nickel plate

MIX PLAIN CABINET KNOB



Code	Diameter (Dia.)	Projection (P)	Base (B)
MIX3/KNOBONLY/32	32mm	29mm	10mm



MIX PLAIN CABINET KNOB WITH BACKPLATE



Code	Centres (C)	Diameter (Dia.)	Projection (P)	Plate Width (PW)	Plate Length (PL)	Plate Thickness (T)
MIX3/54	54mm	32mm	34mm	25mm	80mm	5mm
MIX3/128	128mm	32mm	34mm	25mm	154mm	5mm
MIX3/192	192mm	32mm	34mm	25mm	218mm	5mm



MIX PLAIN T-BAR HANDLE



Code	Centres (C)	Bar Dia.	Projection (P)	Length (L)	Plate Length (PL)	Plate Thickness (T)	Plate Width (W)
MIX3T/65	83mm	16mm	38mm	65mm	101mm	5mm	32mm

Not suitable for appliance doors

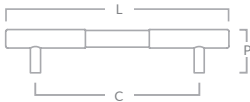


Product photographed in our brushed brass finish

MIX PLAIN CABINET & APPLIANCE HANDLE



Code	Centres (C)	Bar Diameter	Length (L)	Projection (P)
MIX3/PULLONLY/128	128mm	11mm	170mm	34mm
MIX3/PULLONLY/160	160mm	11mm	202mm	34mm
MIX3/PULLONLY/224	224mm	14mm	274mm	37mm
MIX3/PULLONLY/288	288mm	14mm	338mm	37mm
MIX3/PULLONLY/APP/384	384mm	18mm	434mm	50mm
MIX3/PULLONLY/APP/608	608mm	18mm	658mm	50mm



MIX PLAIN CABINET & APPLIANCE HANDLE WITH BACKPLATE



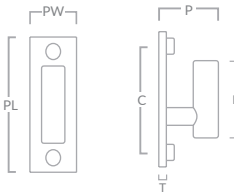
Code	Centres (C)	Bar Dia.	Projection (P)	Length (L)	Plate Length (L)	Plate Thickness (T)	Plate Width (PW)
MIX3/PULL/128	128mm	11mm	39mm	170mm	198mm	39mm	25mm
MIX3/160	160mm	11mm	39mm	202mm	230mm	39mm	25mm
MIX3/224	224mm	14mm	42mm	274mm	310mm	42mm	32mm
MIX3/288	288mm	14mm	42mm	338mm	374mm	42mm	32mm
MIX3/APP/384	384mm	18mm	56mm	434mm	470mm	56mm	35mm



MIX PLAIN SINGLE VERTICAL WALL HOOK



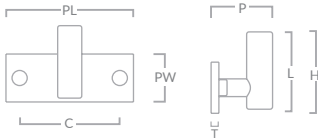
Code	Centres (C)	Bar Dia.	Length (L)	Plate Length (PL)	Projection (P)	Plate Thickness (T)	Plate Width (PW)
MIX3/V/HOOK/84	66mm	16mm	48mm	84mm	38mm	5mm	32mm



MIX PLAIN SINGLE HORIZONTAL WALL HOOK



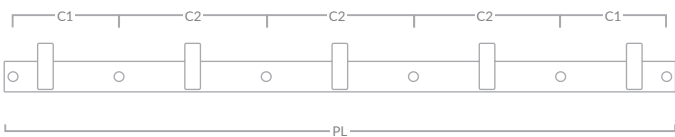
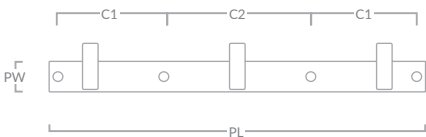
Code	Centres (C)	Bar Dia.	Length (L)	Height (H)	Plate Length (PL)	Projection (P)	Plate Thickness (T)	Plate Width (PW)
MIX3/H/HOOK/84	66mm	16mm	48mm	51mm	84mm	38mm	5mm	32mm



MIX PLAIN WALL HOOK RACK



Code	Centres (C1)	Centres (C2)	Bar Dia.	Plate Length (PL)	Projection (P)	Plate Thickness (T)	Plate Width (PW)	Length (L)	Hooks
MIX3/HOOK/384	108mm	150mm	16mm	384mm	38mm	5mm	32mm	51mm	3
MIX3/HOOK/684	108mm	150mm	16mm	684mm	38mm	5mm	32mm	51mm	5



Product photographed in our burnished brass finish

OBLIQUE COLLECTION

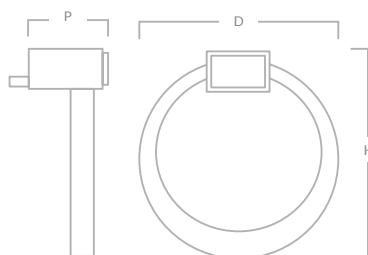
The juxtaposition of the inner circle to the outer circle has created a fantastic, almost optical, illusion of shape for this stylish and skilfully engineered set of furniture ring pull handles.



OBLIQUE CABINET PULL



Code	Diameter (D)	Projection (P)	Height (H)
OBL/50	50mm	19mm	51mm
OBL/64	64mm	21mm	65mm
OBL/82	82mm	25mm	86mm




QUADRILLE COLLECTION

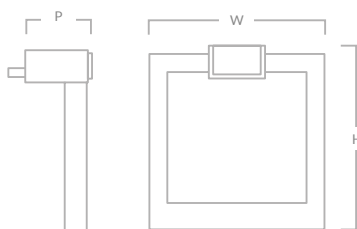
Expertly made from solid brass with a distinctive appearance, the Quadrille collection transforms contemporary cabinets and furniture.



QUADRILLE CABINET PULL



Code	Width (W)	Projection (P)	Height (H)
QUA/50	50mm	19mm	53mm
QUA/64	64mm	21mm	67mm
QUA/76	76mm	25mm	80mm



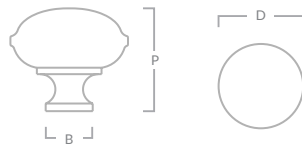
QUESLETT COLLECTION

Presenting a beautiful blend of form and function, Queslett has a classic New England look perfect for kitchen and utility cabinets.

QUESLETT CABINET KNOB



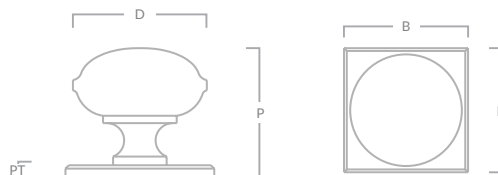
Code	Diameter (D)	Projection (P)	Base (B)
QK/KNOBONLY/28	28mm	26mm	12mm
QK/KNOBONLY/34	34mm	32mm	12mm
QK/KNOBONLY/40	40mm	35mm	16mm
QK/KNOBONLY/45	45mm	36mm	17mm



QUESLETT CABINET KNOB WITH SQUARE BACKPLATE



Code	Diameter (D)	Base Plate (B)	Plate Thickness (PT)	Projection (P)
QK/28	28mm	32x32mm	4mm	30mm
QK/34	34mm	38x38mm	4mm	36mm
QK/40	40mm	44x44mm	4mm	39mm
QK/45	45mm	51x51mm	4mm	40mm

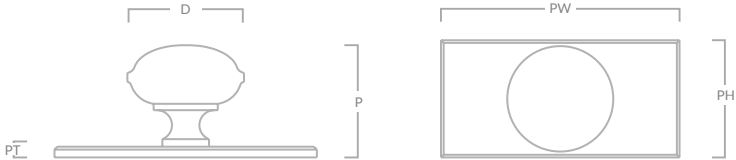


Product photographed in our burnished brass finish | In-situ photographed in our polished brass unlacquered finish

QUESLETT CABINET KNOB WITH RECTANGULAR BACKPLATE



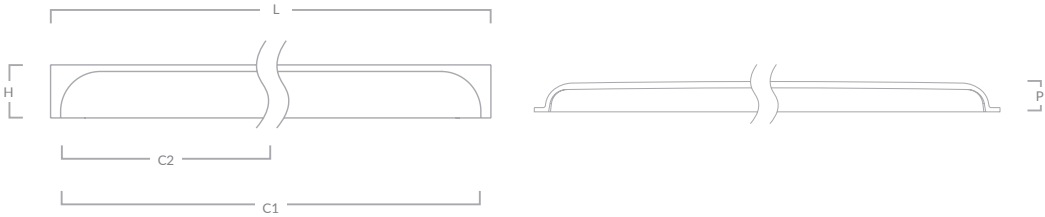
Code	Diameter (D)	Plate Width (PW)	Plate Height (PH)	Plate Thickness (PT)	Projection (P)
QKR/28	28mm	63mm	32mm	4mm	30mm
QKR/34	34mm	76mm	38mm	4mm	36mm
QKR/40	40mm	90mm	44mm	4mm	39mm
QKR/45	45mm	102mm	51mm	4mm	40mm



QUESLETT FINGER & CUP PULL



Code	Height (H)	Length (L)	Centres (C1)	Centres (C2)	Projection (P)
Q40	40mm	64mm	40mm	n/a	22mm
Q96	40mm	108mm	96mm	n/a	22mm
Q120	40mm	160mm	120mm	n/a	22mm
Q203	40mm	229mm	203mm	n/a	22mm
Q288	40mm	330mm	288mm	144mm	22mm
Q384	40mm	432mm	384mm	192mm	22mm



QUINTON COLLECTION

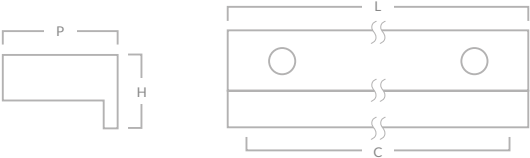
Inspired by Mondrian's iconic Cubism era, Quinton is a modern collection of extruded cabinet pulls.



QUINTON CABINET PULL



Code	Height (H)	Length (L)	Centres (C)	Projection (P)
QNT/50	16mm	50mm	32mm	25mm
QNT/120	16mm	120mm	96mm	25mm
QNT/150	16mm	150mm	128mm	25mm
QNT/312	16mm	312mm	288mm	25mm
QNT/400	16mm	400mm	368mm (plus centre hole)	25mm
QNT/500	16mm	500mm	464mm (plus centre hole)	25mm



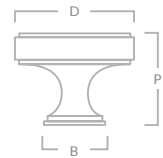
ROTUNDA COLLECTION

For deco inspired kitchens, opt for the Rotunda collection to extend the look to your cabinet hardware, expertly made from the finest solid brass.

ROTUNDA CABINET KNOB



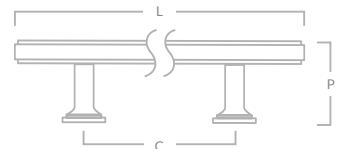
Code	Diameter (D)	Projection (P)	Base (B)
ROTK/25	25mm	24mm	15mm
ROTK/32	32mm	27mm	17mm
ROTK/38	38mm	30mm	20mm
ROTK/50	50mm	32mm	26mm



ROTUNDA CABINET HANDLE



Code	Length (L)	Centres (C)	Projection (P)	Bar Width
ROT/96	160mm	96mm	34mm	16mm x 9.5mm
ROT/128	192mm	128mm	34mm	16mm x 9.5mm
ROT/160	224mm	160mm	34mm	16mm x 9.5mm
ROT/224	288mm	224mm	34mm	16mm x 9.5mm
ROT/288	352mm	288mm	34mm	16mm x 9.5mm



ROTUNDA APPLIANCE HANDLE



Code	Length (L)	Centres (C)	Projection (P)	Bar Width
ROT/APP/352	428mm	352mm	43mm	19mm x 12.7mm
ROT/APP/608	684mm	608mm	43mm	19mm x 12.7mm



SHELF BRACKETS

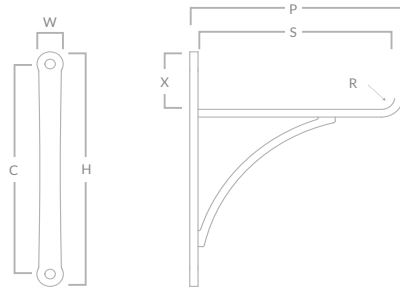
Accentuate your interiors with our collection of stylish shelf brackets that channel a minimal aesthetic, focusing on flawless contours.



HARBORNE SHELF BRACKET



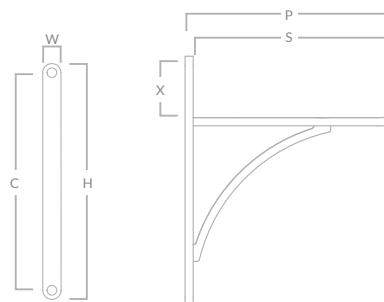
Code	Width (W)	Centres (C)	Height (H)	Projection (P)	Shelf Radius (R)	X	Shelf Support (S)
HAB/BRKT/190	25mm	218mm	243mm	206mm	13mm	60mm	190mm
HAB/BRKT/250	25mm	290mm	315mm	266mm	13mm	64mm	250mm



MOSELEY SHELF BRACKET



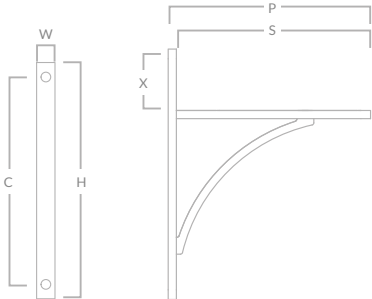
Code	Width (W)	Centres (C)	Height (H)	Projection (P)	X	Shelf Support (S)
MOS/BRKT/190	19mm	226mm	245mm	198mm	60mm	190mm
MOS/BRKT/250	19mm	301mm	320mm	258mm	61mm	250mm



STIRCHLEY SHELF BRACKET



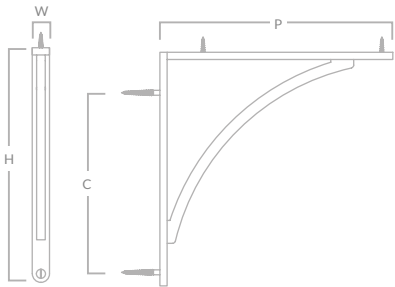
Code	Width (W)	Centres (C)	Height (H)	Projection (P)	X	Shelf Support (S)
STR/BRKT/190	19mm	215mm	245mm	198mm	60mm	190mm
STR/BRKT/250	19mm	290mm	320mm	258mm	61mm	250mm



HANDSWORTH FLUSH MOUNTED SHELF BRACKET



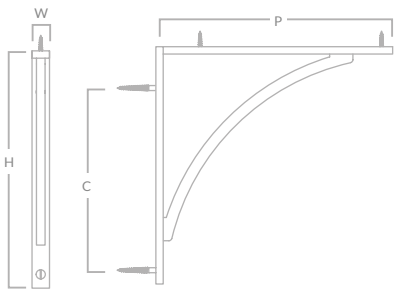
Code	Width (W)	Projection (P)	Height (H)	Centres (C)
HND/BRKT/190	19mm	198mm	185mm	146mm
HND/BRKT/250	19mm	258mm	259mm	205mm



HOCKLEY FLUSH MOUNTED SHELF BRACKET



Code	Width (W)	Projection (P)	Height (H)	Centres (C)
HOC/BRKT/190	19mm	198mm	185mm	140mm
HOC/BRKT/250	19mm	258mm	259mm	199mm



SNOWDRIFT COLLECTION

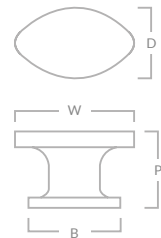
Add a softness to your spaces with the curved contours of Snowdrift. A minimalistic collection of luxury hardware that promises to add subtle impact.



SNOWDRIFT CABINET KNOB



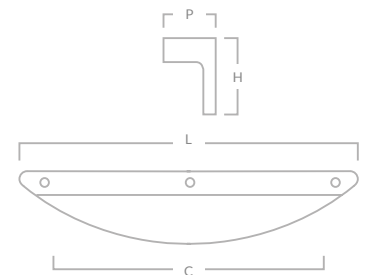
Code	Width (W)	Projection (P)	Base (B)	Depth (D)
DRFTK	46mm	30mm	36x19mm	27mm



SNOWDRIFT CABINET PULL



Code	Length (L)	Centres (C)	Height (H)	Projection (P)
DRFT/107	107mm	64mm	32mm	25mm
DRFT/187	187mm	160mm	36mm	25mm
DRFT/280	280mm	224mm	40mm	25mm



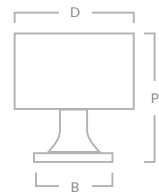
SPARKBROOK COLLECTION

For spaces favouring subtle industrial design accents, Sparkbrook features a machined diamond knurl to give each solid brass cabinet handle its distinctive look.

SPARKBROOK CABINET KNOB



Code	Diameter (D)	Projection (P)	Base (B)
SPA/32	32mm	32mm	24mm

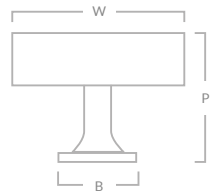


SPARKBROOK T-BAR HANDLE



Code	Width (W)	Projection (P)	Base (B)	Bar Diameter
SPAT/55	55mm	35mm	24mm	16mm

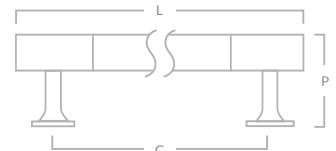
Not suitable for appliance doors



SPARKBROOK CABINET & APPLIANCE HANDLE



Code	Length (L)	Centres (C)	Projection (P)	Bar Diameter
SPA/128	168mm	128mm	33mm	12.7mm
SPA/160	210mm	160mm	36mm	14mm
SPA/224	274mm	224mm	36mm	14mm
SPA/288	338mm	288mm	36mm	14mm
SPA/APP/384	444mm	384mm	49mm	18mm
SPA/APP/608	668mm	608mm	49mm	18mm



All product photographed in our satin brass satin lacquered finish



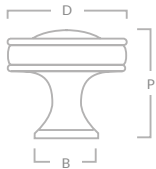
SUTTON COLLECTION

A luxury hardware collection that caters to both classic and contemporary interior styles, Sutton features sleek circular grooves to bring definition to timeless designs.

SUTTON CABINET KNOB



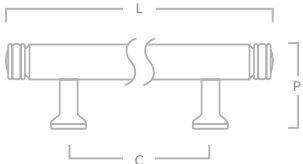
Code	Diameter (D)	Projection (P)	Base (B)
SUTK/25	25mm	25mm	16mm
SUTK/32	32mm	29mm	21mm
SUTK/38	38mm	33mm	25mm
SUTK/50	50mm	33mm	27mm



SUTTON CABINET HANDLE



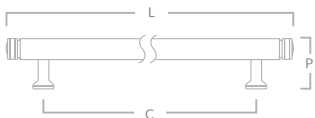
Code	Length (L)	Centres (C)	Projection (P)	Bar Diameter
SUT/96	160mm	96mm	39mm	16mm
SUT/128	192mm	128mm	39mm	16mm
SUT/160	224mm	160mm	39mm	16mm
SUT/224	305mm	224mm	46mm	19mm



SUTTON APPLIANCE HANDLE



Code	Length (L)	Centres (C)	Projection (P)	Bar Diameter
SUT/APP/368	438mm	368mm	49mm	19mm
SUT/APP/608	678mm	608mm	49mm	19mm



WASHWOOD COLLECTION

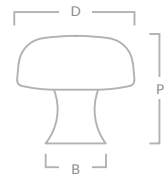
Designed with smooth shapes, Washwood features a classic selection of stylish solid brass hardware to accentuate your interior cabinetry.



WASHWOOD CABINET KNOB



Code	Diameter (D)	Projection (P)	Base (B)
WAS/KNOBONLY/35	35mm	32mm	18mm

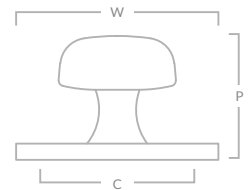


WASHWOOD CABINET KNOB WITH BACKPLATE



Code	Width (W)	Height	Projection (P)	Centres (C)	Knob Diameter
WASK/35	60mm	38mm	37mm	44mm	35mm

Knob has both front and rear fixings

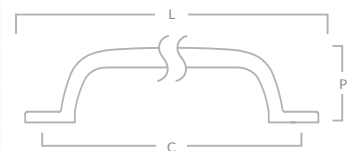


WASHWOOD CABINET & APPLIANCE HANDLE



Code	Centres (C)	Length (L)	Projection (P)	Bar Width
WAS/96	96mm	109mm	27mm	13mm x 7mm
WAS/152	152mm	170mm	35mm	17mm x 9mm
WAS/224*	224mm	246mm	45mm	22mm x 12mm
WAS/APP/384*	359mm	384mm	52mm	25mm x 14mm

*Pulls have both front and rear fixings



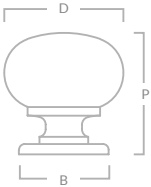
WITHENSHAW COLLECTION

Showcasing classic charm, Withenshaw is a traditional collection of solid brass hardware suited to shaker style kitchens. With smooth curves, each piece is designed to bring character to your kitchen doors and drawers.

WITHENSHAW CABINET KNOB



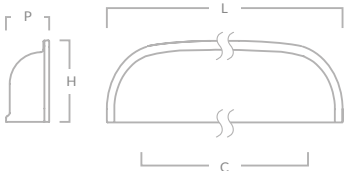
Code	Diameter (D)	Projection (P)	Base (B)
WITK/32	32mm	32mm	24mm
WITK/38	38mm	39mm	28mm



WITHENSHAW CUP PULL



Code	Length (L)	Centres (C)	Projection (P)	Height (H)
WIT/96	127mm	96mm	22mm	41mm
WIT/192	224mm	192mm	22mm	41mm



Finishes - Care & Maintenance



- 1 Wipe product gently with a lint-free cloth.
- 2 Do not use abrasive cloths or cleaners.
- 3 Keep your hardware dry to avoid discolouration.



**Satin chrome plate
(SCP)**

The occasional use of a damp cloth and mild detergent is recommended to maintain and preserve the finish. Hardware should be left dry to prevent staining the brass.



**Polished chrome plate
(PCP)**

The occasional use of a quality metal polish is recommended to preserve the finish.

Finishes - Care & Maintenance



Polished nickel plate
(PNP)

The occasional use of a quality metal polish is recommended to preserve the finish.



Hand burnished nickel
(HBN)

The occasional use of a damp cloth and mild detergent is recommended to gently remove any dirt.



Satin nickel plate
(SNP)

The occasional use of a damp cloth and mild detergent is recommended to maintain and preserve the finish. Hardware should be left dry to prevent staining the brass.



Aged nickel
(NBP)

We would advise cleaning this finish as little as possible. The occasional use of a damp cloth and mild detergent is recommended to gently remove any dirt and hardware should be left dry to prevent staining the brass.

Finishes - Care & Maintenance



**Aged brass
(BEL)**

Our antique unlacquered finishes are designed to naturally oxidise and therefore this finish will age and change in appearance over time. The occasional use of a damp cloth and mild detergent is recommended to gently remove any dirt. All hardware must be left dry to prevent staining.



**Fine English antique
(FEA)**

Our antique unlacquered finishes are designed to naturally oxidise and therefore this finish will age and change in appearance over time. The occasional use of a damp cloth and mild detergent is recommended to gently remove any dirt. All hardware must be left dry to prevent staining.



**Hand burnished brass
(HBB)**

The occasional use of a damp cloth and mild detergent is recommended to gently remove any dirt.



**Polished brass unlacquered
(PBUL)**

The occasional use of quality metal polish is recommended to preserve the finish. Alternatively, you can leave the handle to age and develop a natural patina over time.

Finishes - Care & Maintenance



**Polished brass lacquered
(PBL)**

The occasional use of a damp cloth and mild detergent is recommended to maintain and preserve the finish. Hardware should be left dry to prevent staining the brass.



**Satin brass lacquered
(SBL)**

The occasional use of a damp cloth and mild detergent is recommended to maintain and preserve the finish. Hardware should be left dry to prevent staining the brass.



**Satin brass satin lacquered
(SBSL)**

The occasional use of a damp cloth and mild detergent is recommended to maintain and preserve the finish. Hardware should be left dry to prevent staining the brass.



**Satin brass unlacquered
(SBUL)**

The occasional use of a damp cloth and mild detergent is recommended to maintain and preserve the finish. Hardware should be left dry to prevent staining the brass.

Finishes - Care & Maintenance



Satin antique satin lacquered
(SAS)

The occasional use of a damp cloth and mild detergent is recommended to maintain and preserve the finish. Hardware should be left dry to prevent staining the brass.



Dark aged brass
(DAB)

Our antique unlacquered finishes are designed to naturally oxidise and therefore this finish will age and change in appearance over time. The occasional use of a damp cloth and mild detergent is recommended to gently remove any dirt. All hardware must be left dry to prevent staining.



Dark bronze
(DBZ)

Our antique unlacquered finishes are designed to naturally oxidise and therefore this finish will age and change in appearance over time. The occasional use of a damp cloth and mild detergent is recommended to gently remove any dirt. All hardware must be left dry to prevent staining.



Matt black lacquered
(MBL)

The occasional use of a damp cloth and mild detergent is recommended to maintain and preserve the finish. Hardware should be left dry to prevent staining the brass.



IN RESIDENCE

AUCKLAND SHOWROOM: 219 GREAT SOUTH ROAD, GREENLANE, AUCKLAND, NEW ZEALAND

• T: 09 309 3023 • sales@inres.co.nz

WWW.INRES.CO.NZ