



---

IN RESIDENCE



# In a Class of Our Own

## Our Story

In Residence was established from our love of beautifully-crafted kitchen and bathroom fittings. We are committed to providing unique, premium quality products from an authentic design source. We respect items made using honest materials, designed with perfect proportions and close attention to detail and produced using a combination of craftsmanship and 21st century technology. When these factors come together, they create exceptional products which will stand the test of time.

For over a decade we have provided New Zealand's discerning homeowners, architects and interior designers with our distinctive range of products. We listen to the needs of our clients to source what they seek and we provide a highly personalised service to assist the design and building process to run as smoothly as possible.

If you appreciate style and quality, we invite you to discover our beautiful products and consider the positive impact their inclusion will have on your project.

Stephan Marshall, Director

## Timeless Design

Design is a fundamental process that embodies our collections. By carefully combining an aesthetic appreciation of form, scale and detail with engineering prowess, their designers continue to produce the timeless designs that our brands are renowned for worldwide.

## Classical Styling

Classical style is unique and not based on a fleeting whim of fashion. Our bathroom collections reflect a harmony of fine design and well-planned functionality. This is why they are specified by top designers and architects round the world, for contemporary and classical bathrooms. They embody the essence of beautiful interiors and like any work of art, are appreciated by the discerning buyer.

## Superior Craftsmanship

The quality of Perrin & Rowe kitchen taps is immediately obvious: these are serious taps for people who know the difference. At Perrin & Rowe there is an immeasurable commitment to performance and durability with every tap built to last the lifetime of the kitchen. Each tap is machined from high quality brass before their skilled craftsmen hand polish, electroplate, fully assemble and rigorously test each product, for a superbly finished result.



IN RESIDENCE

Kitchen Catalogue

# Our Finishes

## Superior Craftsmanship

The quality of our offering is immediately obvious: these are serious bathroom products for people who know the difference. We only support brands where there is an immeasurable commitment to performance and durability with every piece built to last the lifetime of the bathroom. Each item is machined from high quality brass before skilled craftspeople hand polish, electroplate, fully assemble and rigorously test each product, for a superbly finished result.



CP

**Chrome:** A shiny finish with a hint of blue for a classical or contemporary feel.



NI

**Nickel:** A shiny finish with a golden glow. If left, nickel will develop an aged patina similar to silverware, with the occasional polish restoring its original gleam.



PF

**Pewter:** A satin (brushed) nickel finish which is the perfect complement to stainless steel sinks and appliances.



BR

**Polished brass:** This is uncoated bare brass with a smooth polished finish. Brass oxidises over time to gain a characteristic patina.



SB

**Satin brass:** This is uncoated bare brass brushed for a satin look. Brass oxidises over time to gain a characteristic patina.



IG

**Gold:** This finish, which contains real Gold, will give a luxurious look.



# Handle Options

Luxury you can feel...

Perrin & Rowe allows further customisation of the classical range, offering black glazed porcelain lever and handle inserts, as well as inserts in all of the Perrin & Rowe metal finishes.



**White porcelain detailing:**

Standard across the Perrin & Rowe classical range.



**Black porcelain detailing:**

Available as a custom option across the Perrin & Rowe classical range, to replace all porcelain parts including handshower handles.



**Matching metal detailing:**

Available as a custom option across the Perrin & Rowe classical range, to replace all porcelain parts including handshower handles.



**Provence style handle:**

Standard across the Perrin & Rowe Provence range.





N4273 - Io with levers and spray rinse in pewter finish

# Io with levers

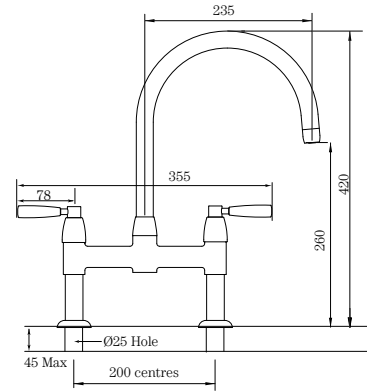
An inspiring fusion of classic style and contemporary flair, the Io bridge style tap is the epitome of elegant minimalism.

The Io is available in chrome, pewter, satin brass or polished brass.

Perrin & Rowe have also designed a collection of contemporary bench-mounted, wall-mounted and freestanding detergent or soap dispensers to accompany their tap models.



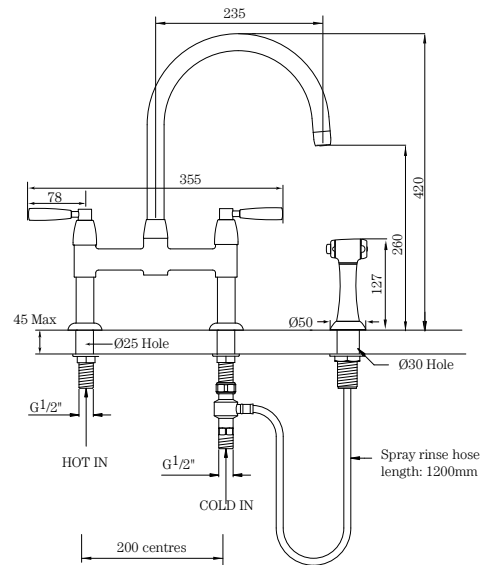
N4293 - Io with levers



N6495 - Contemporary bench mounted soap dispenser



N4273 - Io with levers and spray rinse\*



N6433 - Contemporary freestanding soap dispenser

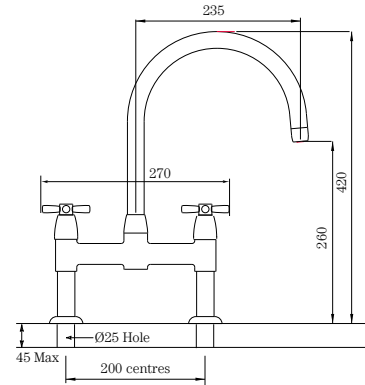
**2D + 3D**  
CAD FILES  
AVAILABLE  
FOR THESE  
PRODUCTS

# Io with crossheads

The Io is a unique contemporary bridge style mixer. The bridge style takes its origin from classical design but that is where the Io leaves tradition behind. The Io is the future of feature tapware as the centrepiece of the kitchen. Study the form and the subtle detailing and decide if this is a work of art.

The Io is available in chrome, pewter, satin brass or polished brass.

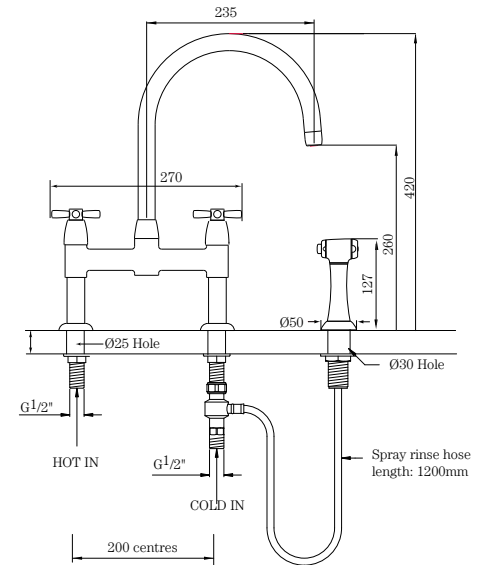
Perrin & Rowe have designed a collection of contemporary bench-mounted, wall-mounted and freestanding detergent or soap dispensers to accompany their tap models.



N4292 - Io with crossheads



N6495 - Contemporary bench mounted soap dispenser



N4272 - Io with crossheads and spray rinse\*



N6433 - Contemporary freestanding soap dispenser

\*Spray rinse taps require a minimum incoming water pressure 100kPa and maximum 500kPa





N4272 - Io with crossheads and spray rinse in chrome finish

2D + 3D  
CAD FILES  
AVAILABLE  
FOR THESE  
PRODUCTS

# Mimas

2D + 3D  
CAD FILES  
AVAILABLE  
FOR THESE  
PRODUCTS

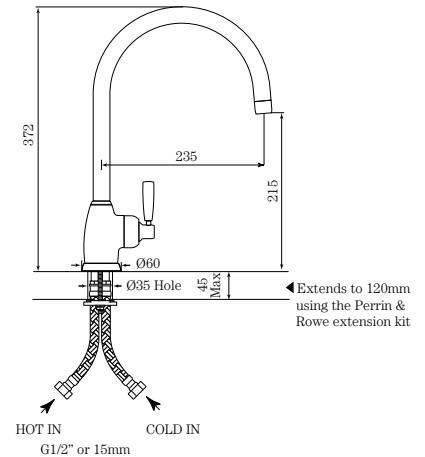
Contemporary styling and asymmetry make the Mimas a sought after tap for modern kitchens. Choose the round 'C' spout or square 'U' spout and position the handle to the side or front.

The Mimas is available in chrome, pewter, satin brass or polished brass.

Perrin & Rowe have designed a collection of contemporary bench-mounted, wall-mounted and freestanding detergent or soap dispensers to accompany their tap models.



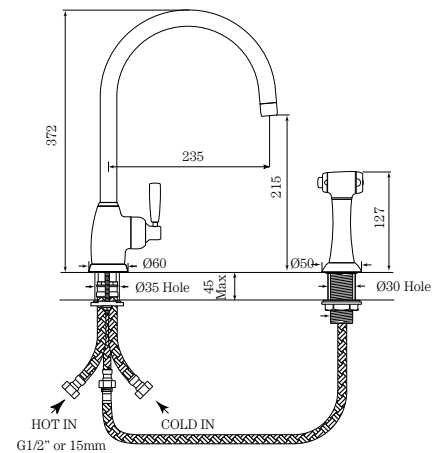
N4841 - Mimas with 'C' spout



N6495 - Contemporary bench mounted soap dispenser



N4846 - Mimas with 'C' spout & spray rinse\*

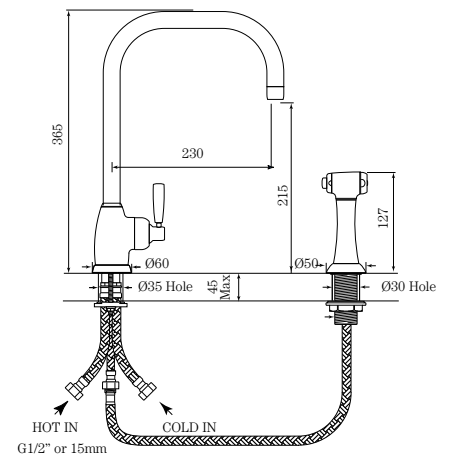


N6433 - Contemporary freestanding soap dispenser



N4843 - Mimas with 'U' spout

N4848 - Mimas with 'U' spout & spray rinse\* (shown)



2D + 3D  
CAD FILES  
AVAILABLE  
FOR THESE  
PRODUCTS



N4846 - Mimas with 'C' spout & spray rinse\* in chrome finish

# Oberon

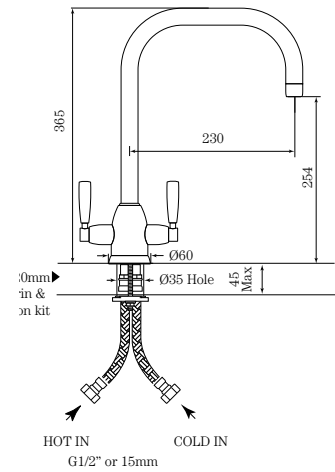
2D + 3D  
CAD FILES  
AVAILABLE  
FOR THESE  
PRODUCTS

The Oberon perfectly illustrates the balance of function and contemporary design. Highly ergonomic with twin levers, this is the future style of kitchen taps.

The Oberon is available in standard and spray rinse models, with either the round 'C' spout or square 'U' spout.

The Oberon is available in chrome, pewter, satin brass or polished brass.

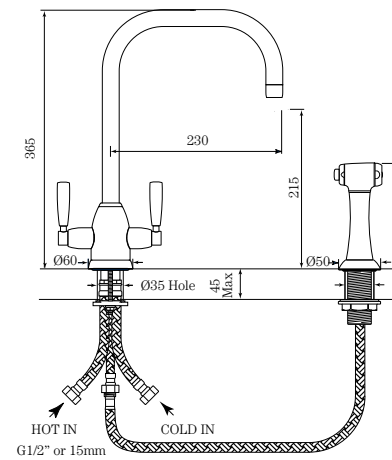
Perrin & Rowe have designed a collection of contemporary bench-mounted, wall-mounted and freestanding detergent or soap dispensers to accompany their tap models.



N4863 - Oberon with 'U' spout



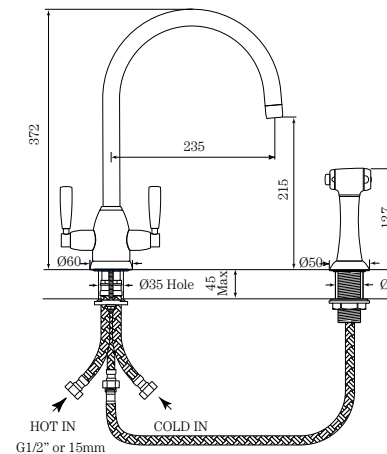
N6495 - Contemporary bench mounted soap dispenser



N4868 - Oberon with 'U' spout & spray rinse\*



N6433 - Contemporary freestanding soap dispenser



N4861 - Oberon with 'C' spout

N4866 - Oberon with 'C' spout & spray rinse\* (shown)

\*Spray rinse taps require a minimum incoming water pressure 100kPa and maximum 500kPa





N4868 - Oberon with 'U' spout & spray rinse\* in pewter finish

2D + 3D  
CAD FILES  
AVAILABLE  
FOR THESE  
PRODUCTS

# Orbiq

The Orbiq is the archetypal contemporary kitchen tap with a cylindrical body, round levers and a curved spout.

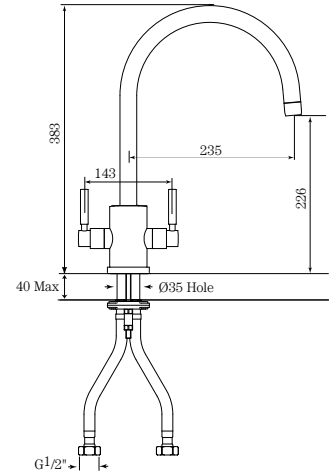
The Orbiq is offered as a standard tap, as a bar sink model with a shorter reach spout and with optional spray rinse. The Orbiq spray rinse handle and bench mount are cylindrical to perfectly harmonise with the tap.

The Orbiq is available in chrome, pewter, satin brass or polished brass.

Perrin & Rowe have also designed an Orbiq bench mounted detergent or soap dispenser to complete the Orbiq collection.



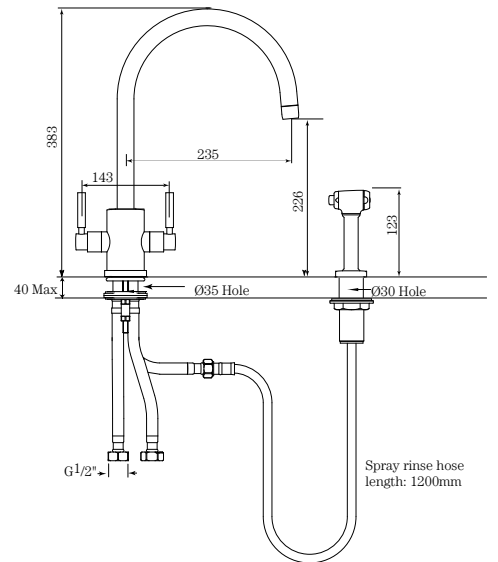
N4212 - Orbiq



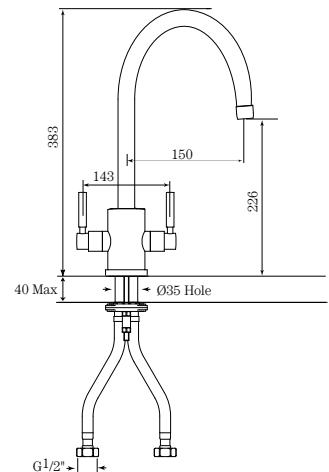
N6395 - Orbiq soap dispenser



N4312 - Orbiq with spray rinse\*



N4213 - Orbiq bar sink tap (short reach spout)



\*Spray rinse taps require a minimum incoming water pressure 100kPa and maximum 500kPa



N4312 - Orbiq with spray rinse\* in chrome finish

2D + 3D  
CAD FILES  
AVAILABLE  
FOR THESE  
PRODUCTS



N4886 - Callisto three hole sink mixer with metal levers and a round spout in pewter finish

# Callisto

The Perrin & Rowe Callisto Collection is a diverse offering providing over 56 combinations of finish, style and functionality. Select from ergonomic lever or crosshead handles, paired with a round or square spout. For additional functionality, consider the spray rinse option.

All Perrin & Rowe Callisto taps feature excellent quarter-turn, German-made ceramic disc valves for many years of accurate and effortless use. They are a great option in kitchens, bathrooms and laundries and suitable for homes with unequal water pressure.

Perrin & Rowe have designed a collection of contemporary bench-mounted, wall-mounted and freestanding detergent or soap dispensers to accompany their tap models.



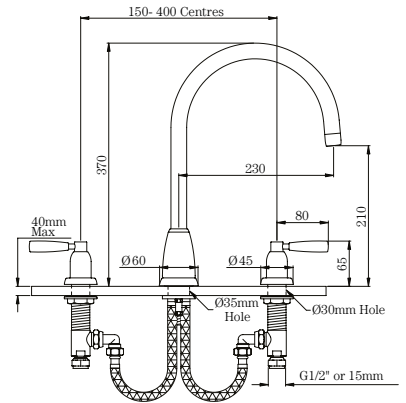
N6495 - Contemporary bench mounted soap dispenser



N4885 - Callisto three hole sink mixer with crossheads and a round spout



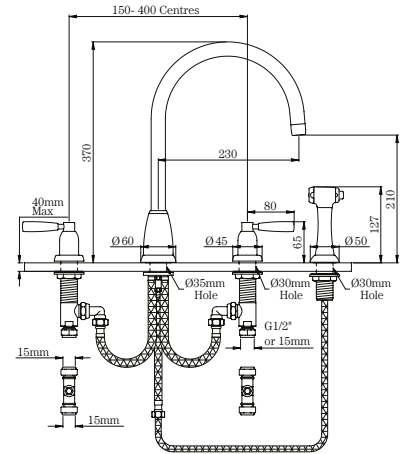
N4886 - Callisto three hole sink mixer with metal levers and a round spout



N4890 - Callisto four hole sink mixer with crossheads, round spout and spray rinse



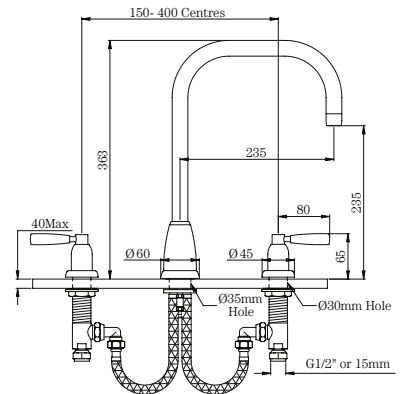
N4891 - Callisto four hole sink mixer with metal levers, round spout and spray rinse



N4887 - Callisto three hole sink mixer with crossheads and a square spout



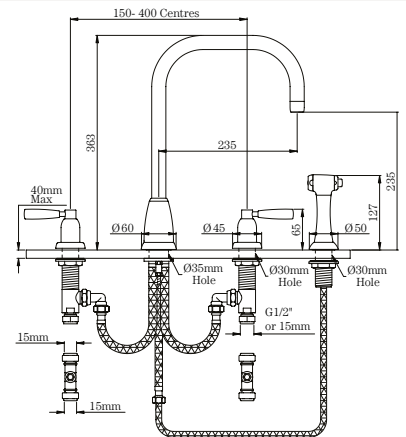
N4888 - Callisto three hole sink mixer with metal levers and a square spout



N4892 - Callisto four hole sink mixer with crossheads, square spout and spray rinse



N4893 - Callisto four hole sink mixer with metal levers, square spout and spray rinse





N4173 PORBTP - Ionian with custom black levers & spray rinse and  
N1605 PORBTM - Classical filter tap with custom black lever in nickel finish  
FR760S - Acquello reversible single fireclay butler sink 760mm wide



# Ionian



N4173 - Ionian with porcelain levers & spray rinse in nickel finish

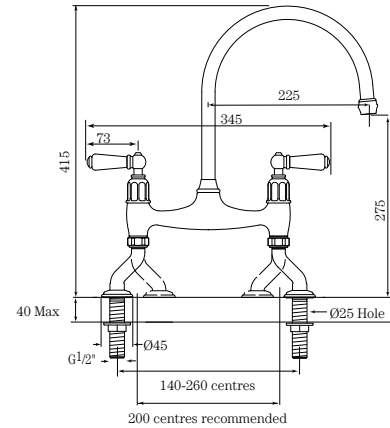
# Ionian with levers

2D + 3D  
CAD FILES  
AVAILABLE  
FOR THESE  
PRODUCTS

The Ionian bridge style tap is a design icon. Often selected for modern as well as traditional kitchens and laundries, this tap has strong associations with butler's sinks and Martha Stewart, who appreciates its classical good looks and ease of use.

Porcelain lever handles can be changed to bespoke black, cream or matching metal lever handles for a small additional cost.

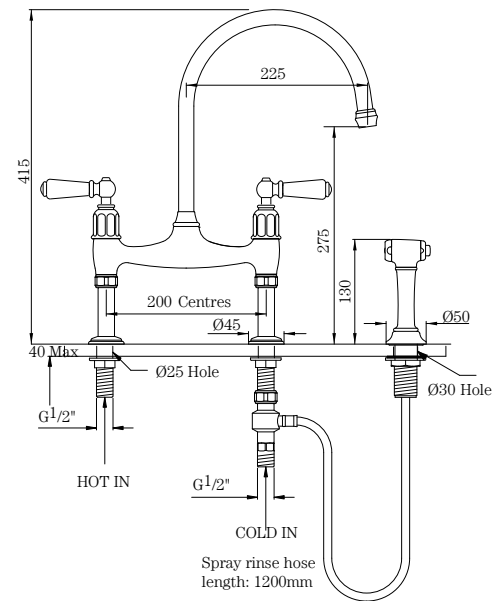
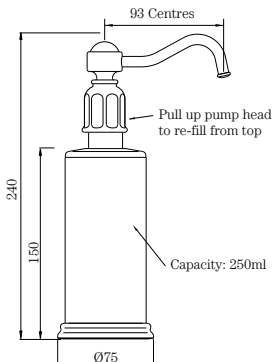
Pair your tap with a classical bench-mounted, wall-mounted or freestanding detergent or soap dispenser for a functional finishing touch.



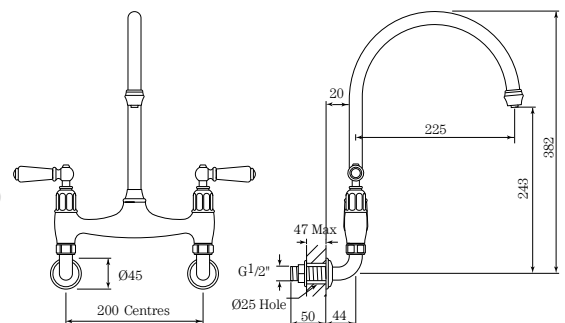
N4193 - Ionian with porcelain levers



N6933 - Classical freestanding soap dispenser



N4173 - Ionian with porcelain levers & spray rinse\*



N4183 - Wall mounted Ionian with porcelain levers

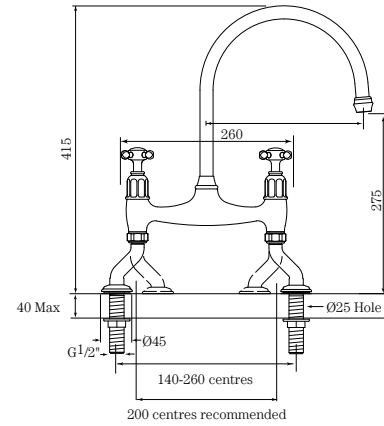


# Ionian with crossheads

The Ionian with crossheads displays the iconic Perrin & Rowe English porcelain indices.



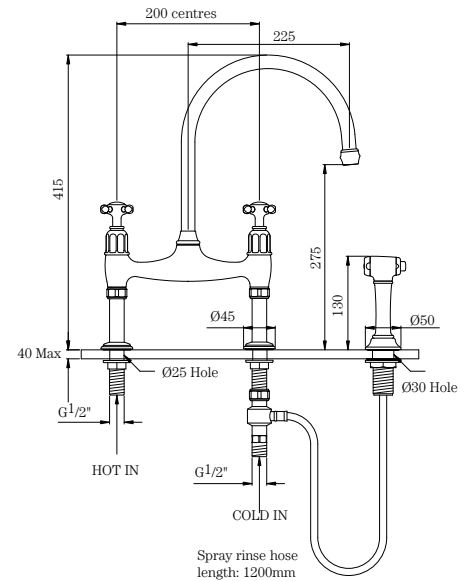
Pair your tap with a classical bench-mounted, wall-mounted or freestanding detergent or soap dispenser for a functional finishing touch.



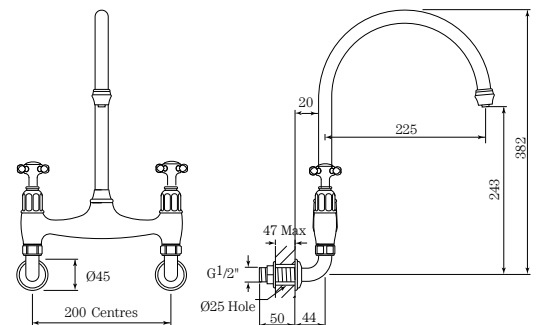
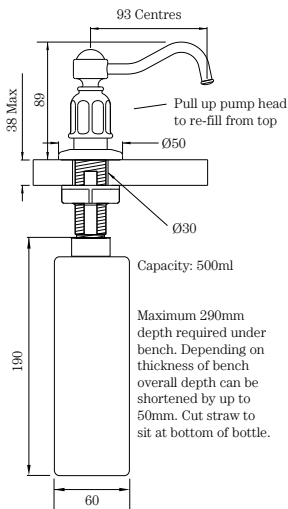
N4192 - Ionian with crossheads



N6995 - Classical bench mounted soap dispenser



N4172 - Ionian with crossheads & spray rinse\*



N4182 - Wall Ionian with crossheads

\*Spray rinse taps require a minimum incoming water pressure 100kPa and maximum 500kPa

# Phoenician

The Phoenician is the ultimate tap for the busy cook. A quick flick of the levers gives hot or cold water as required.

The symmetry and versatility of the Phoenician kitchen tap sees it perfectly placed in kitchens from country to contemporary.

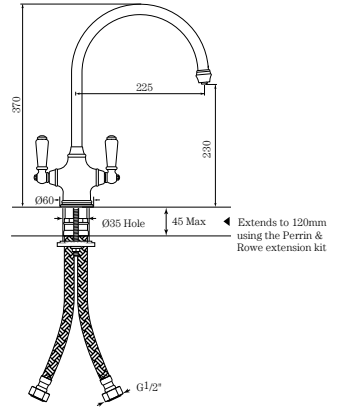


N4360 - Phoenician with porcelain levers and spray rinse\* in chrome finish

Porcelain lever handles can be changed to bespoke black, cream or matching metal lever handles for a small additional cost.

The Phoenician bar sink tap with a shorter reach spout is perfect over a smaller prep sink or coffee sink.

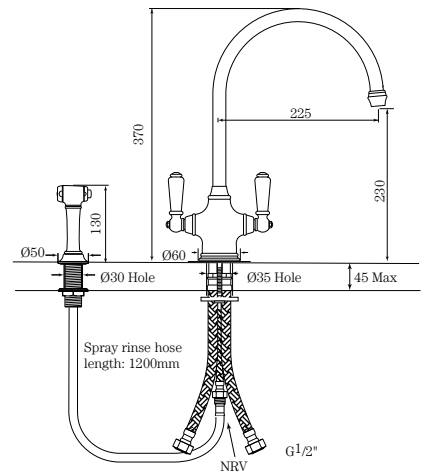
Pair your tap with a classical bench-mounted, wall-mounted or freestanding detergent or soap dispenser for a functional finishing touch.



N4460 - Phoenician with porcelain levers



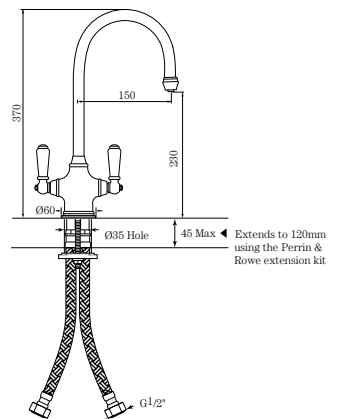
N6995 - Classical bench mounted soap dispenser



N4360 - Phoenician with porcelain levers and spray rinse\*



N6933 - Classical freestanding soap dispenser



N4711 - Phoenician bar sink tap with porcelain levers (short reach spout)

**2D + 3D**  
CAD FILES  
AVAILABLE  
FOR THESE  
PRODUCTS

\*Spray rinse taps require a minimum incoming water pressure 100kPa and maximum 500kPa

Image credit: Mini Hamptons by York Construction



N4341 - Parthian kitchen tap with porcelain lever in polished brass finish

Image credit: Hugh-Jones Mackintosh



N4360 - Phoenician with porcelain levers and spray rinse in satin brass finish as listed on previous page.

# Parthian

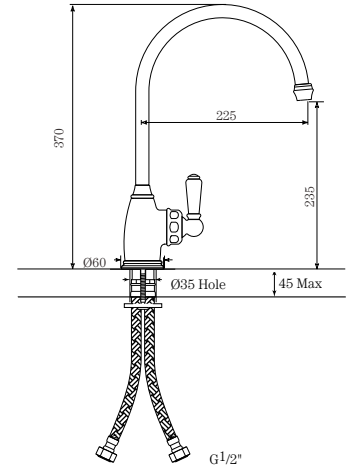
The Parthian is the quintessential tap for those who want a single lever tap which displays timeless classical styling.

The Parthian is available in three models: the standard kitchen mixer, a bar sink model with a shorter reach spout and a kitchen mixer tap with side spray rinse.

The white porcelain lever handle can be changed to matching metal or black porcelain levers.



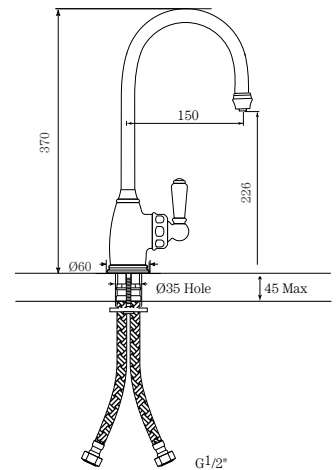
N4341 - Parthian kitchen tap with porcelain lever



N6995 - Classical bench mounted soap dispenser



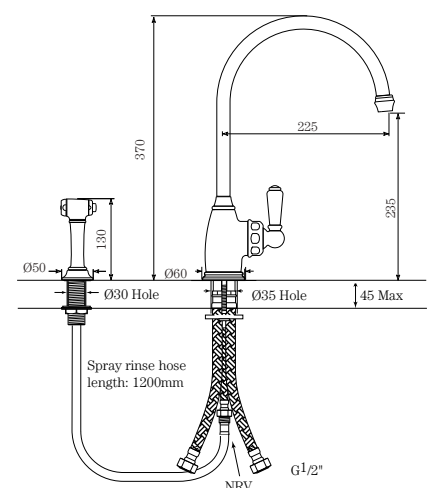
N4700 - Parthian bar sink tap with porcelain lever



N6933 - Classical freestanding soap dispenser



N4346 - Parthian kitchen tap with porcelain lever and spray rinse\*



**2D + 3D**  
CAD FILES  
AVAILABLE  
FOR THESE  
PRODUCTS

\*Spray rinse taps require a minimum incoming water pressure 100kPa and maximum 500kPa





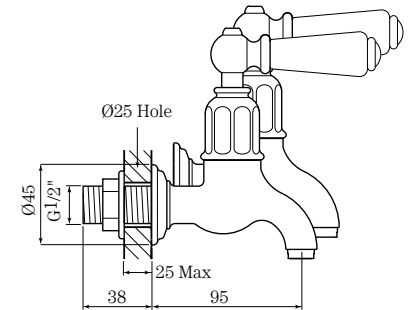
N4332 - Pair of Mayan bench mounted bibcock taps with lever handles and N6942 - Perrin & Rowe towel rail in nickel finish

# Mayan

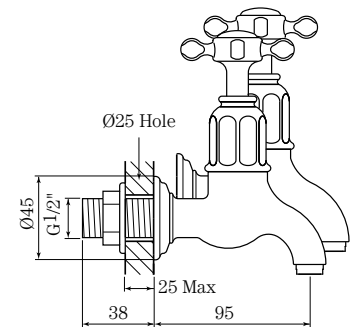
The simplicity of a balanced pair of Mayan taps is timeless. The Mayans are perfect for the cottage kitchen, laundry or beach house.

White porcelain levers can be upgraded to black porcelain or metal levers to match your tap finish.

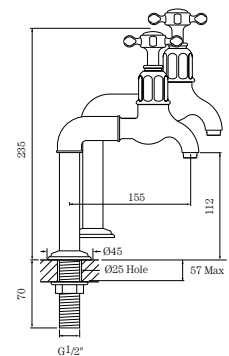
All Perrin & Rowe Mayan taps feature excellent quarter-turn, German-made ceramic disc valves for many years of accurate and effortless use. They are a great option in kitchens, bathrooms and laundries and suitable for homes with unequal water pressure.



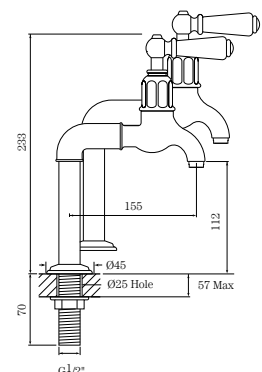
N4322 - Pair of Mayan wall mounted bibcock taps with levers



N4328 - Pair of Mayan wall mounted bibcock taps with crossheads.



N4338 - Pair of Mayan bench mounted bibcock taps with crosshead handles



N4332 - Pair of Mayan bench mounted bibcock taps with lever handles

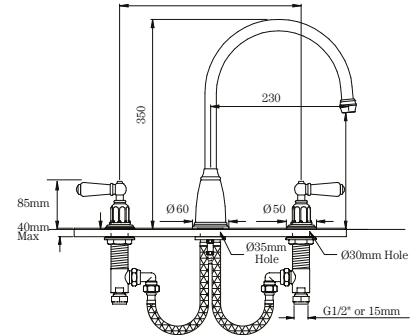
**2D + 3D**  
CAD FILES  
AVAILABLE  
FOR THESE  
PRODUCTS

# Athenian

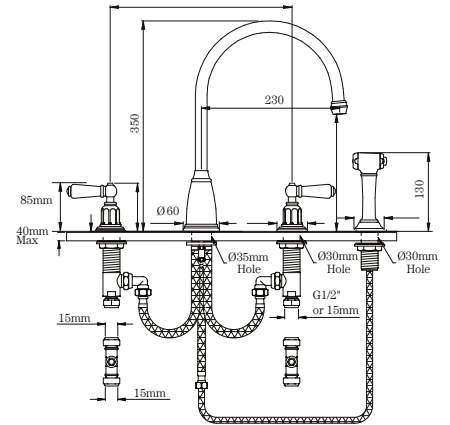
The Perrin & Rowe Athenian Collection is a stunning offering for those boasting impressive kitchens with ample bench space to spread out with oversize sinks and widespread taps. The collection provides over 56 combinations of finish, style and functionality.

Select from ergonomic white or black porcelain levers, matching metal levers or crosshead handles. For additional functionality, consider the spray rinse option.

All Perrin & Rowe Athenian taps feature excellent quarter-turn, German-made ceramic disc valves for many years of accurate and effortless use. They are a great option in kitchens, bathrooms and laundries and suitable for homes with unequal water pressure.



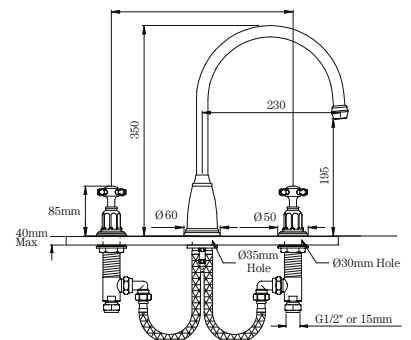
N4371 - Athenian three hole sink mixer with crossheads and a round spout



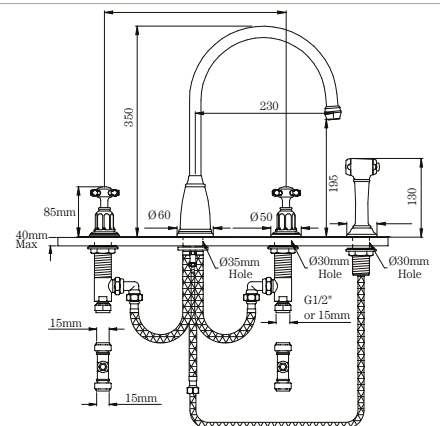
N4376 - Athenian four hole sink mixer with levers, round spout and spray rinse



N6995 - Classical bench mounted soap dispenser



N4370 - Athenian three hole sink mixer with crossheads and a round spout



N4375 - Athenian four hole sink mixer with crossheads, round spout and spray rinse





N4376 - Athenian four hole sink mixer with levers, round spout and spray rinse in polished brass.

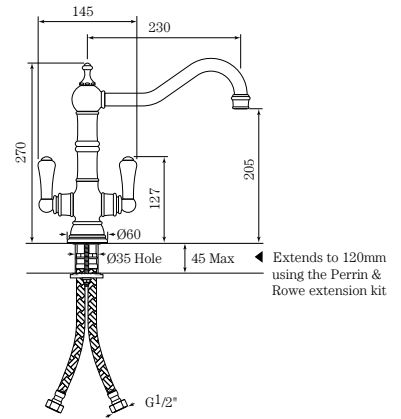
# Picardie

2D + 3D  
CAD FILES  
AVAILABLE  
FOR THESE  
PRODUCTS

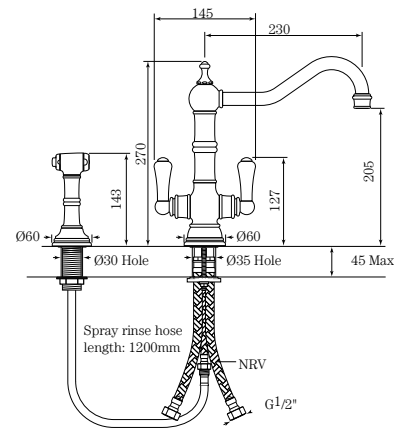
The Picardie is the classical French style kitchen tap. Perfect in scale and exquisitely designed, it is a wonderful feature in any kitchen, bathroom or laundry. Study the balance and detail and you will see why the Picardie is a favourite of designers around the world.

The metal lever handles can be changed to bespoke white, black or cream lever handles for a small additional cost.

Pair your tap with a country bench-mounted, wall-mounted or freestanding detergent or soap dispenser for a functional finishing touch.



N4761 - Picardie with metal levers



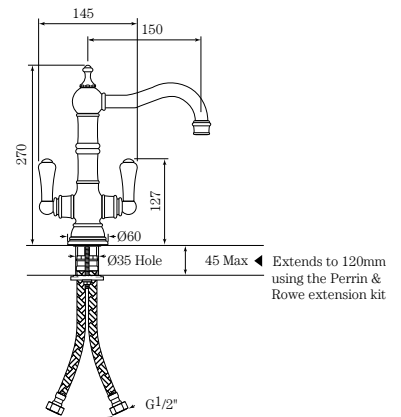
N4766 - Picardie with metal levers & spray rinse\*



N6695 - Country bench mounted soap dispenser



N6633 - Country freestanding soap dispenser



N4759 - Picardie bar sink tap with metal levers (short reach spout)

The standard country spout can be changed to a spout with a 150mm or 280mm reach  
\*Spray rinse taps require a minimum incoming water pressure 100kPa and maximum 500kPa



N4766 - Picardie with metal levers & spray rinse\* in chrome finish



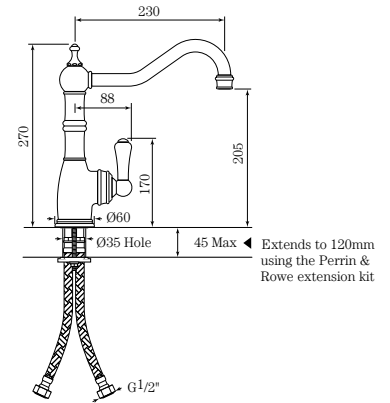
# Aquitaine

2D + 3D  
CAD FILES  
AVAILABLE  
FOR THESE  
PRODUCTS

The Aquitaine kitchen tap blends time-honoured French styling with the modern convenience of single lever control. Beautiful and functional, the Aquitaine can also be installed with the handle on the left for left-handed cooks.

The metal lever handle can be changed to bespoke white, black or cream for a small additional cost.

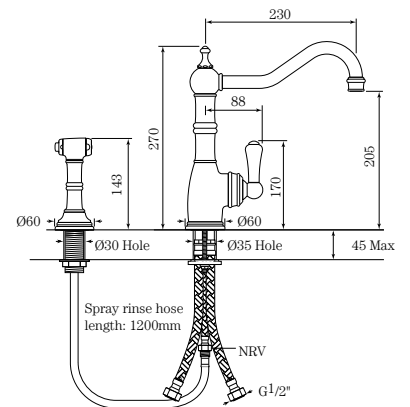
Pair your tap with a country bench-mounted, wall-mounted or freestanding detergent or soap dispenser for a functional finishing touch.



N4741 - Aquitaine with metal levers



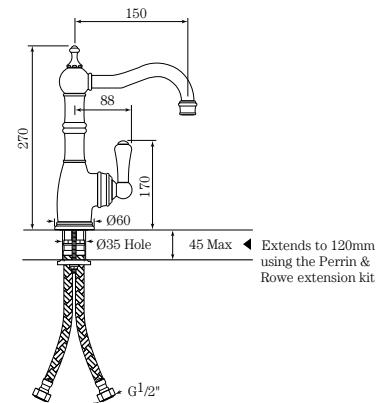
N6695 - Country bench mounted soap dispenser



N4746 - Aquitaine with metal lever & spray rinse\*



N6633 - Country freestanding soap dispenser



N4739 - Aquitaine bar sink tap with metal lever (short reach spout)

The standard country spout can be changed to a spout with a 150mm or 280mm reach

\*Spray rinse taps require a minimum incoming water pressure 100kPa and maximum 500kPa



N4746 - Aquitaine with metal lever & spray rinse\* in nickel finish



N4756 PORB - Provence with custom black porcelain levers & spray rinse in nickel finish



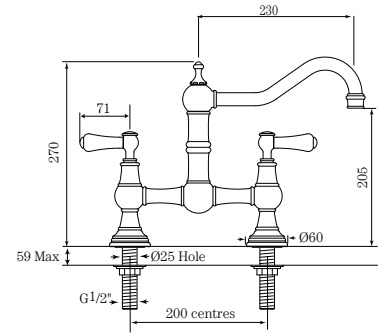
N4751 - Provence with metal levers in chrome finish

# Provence with levers

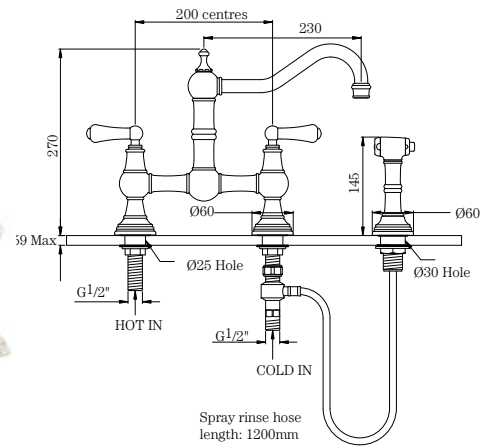
2D + 3D  
CAD FILES  
AVAILABLE  
FOR THESE  
PRODUCTS

The Provence kitchen tap is the epitome of French design and flair - extravagant but never over-done. Appropriately named after the beautiful region in France, the scale and detail of this bridge style tap make it a stunning centre-piece and topic of conversation in any kitchen.

The standard metal lever handles can be changed to bespoke white, black or cream lever handles for a small additional cost.



N4751 - Provence with metal levers



N4756 - Provence with metal levers & spray rinse\*

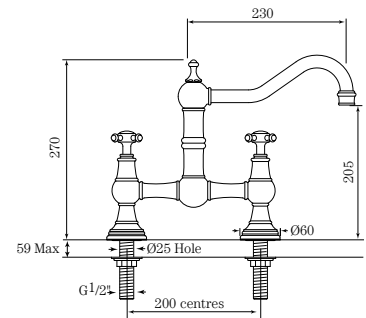


# Provence with crossheads

The Provence with crossheads displays the iconic Perrin & Rowe English porcelain indices.



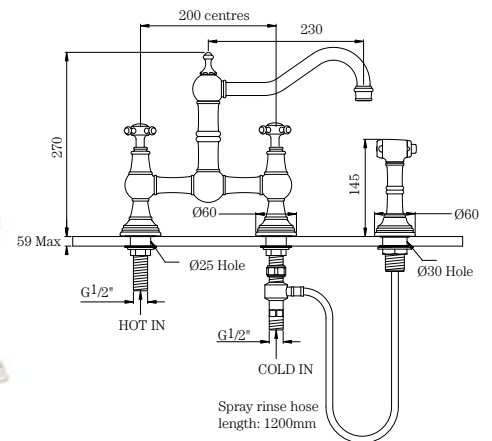
Pair your tap with a country bench-mounted, wall-mounted or freestanding detergent or soap dispenser for a functional finishing touch.



N4750 - Provence with crossheads



N6695 - Country bench mounted soap dispenser



N4755 - Provence with crossheads and spray rinse\*



N6633 - Country freestanding soap dispenser

The standard country spout can be changed to a spout with a 150mm or 280mm reach  
\*Spray rinse taps require a minimum incoming water pressure 100kPa and maximum 500kPa



N1621 - Country filter tap & N4751 POR - Provence with custom white porcelain levers in pewter finish

# Filtered Water Taps

2D + 3D  
CAD FILES  
AVAILABLE  
FOR THESE  
PRODUCTS

Perrin & Rowe filtered water taps are available in all finishes to complement the style of your chosen kitchen tap and contain a ceramic disc valve for many years of trouble free operation. The filter system is sold separately.

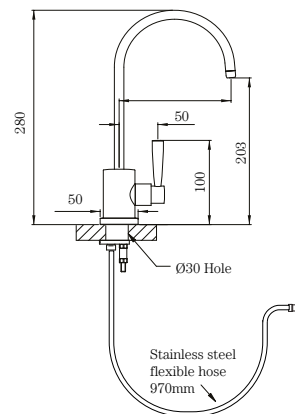
## The filter system

In addition to the Perrin & Rowe filter tap, we can supply a complete filter system from Everpure, a highly esteemed American filter company.

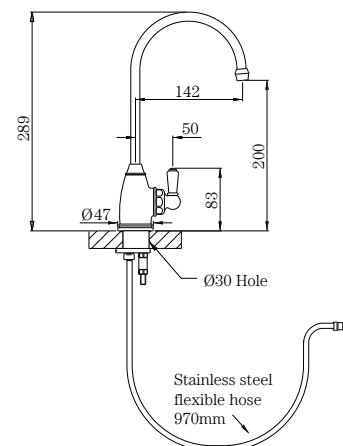
The Everpure canister filter is positioned under the bench and connected with braided stainless steel hoses. The standard filter is the Everpure H-54 which removes impurities, chemical contaminants, parasitic cysts and other microscopic particles that may be in your water supply. While these filters remove undesirable contaminants and odours, health enhancing minerals like magnesium and fluoride remain.

For homes wishing to filter all cold water running through the main kitchen or a bathroom tap, including those collecting their own drinking water, we suggest using the Everpure Platinum filter. It is designed for this use with four times the flow rate and twice the capacity of the standard filter cartridge. This filter also inhibits limescale build up in water using appliances.

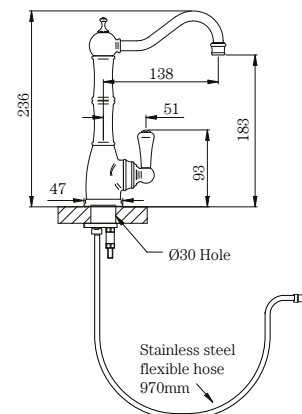
Everpure recommends each cartridge is replaced every twelve months.



N1601 - Contemporary filter tap to suit Orbiq, Oberon, Mimas, and Io taps



N1605 - Classical filter tap to suit Phoenician & Ionian taps



N1621 - Country filter tap to suit Aquitaine, Picardie & Provence taps





N4173 PORBTP - Ionian with custom black porcelain levers & spray rinse in chrome finish



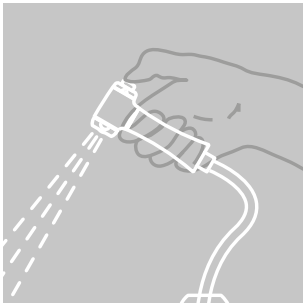
N4360 - Phoenician with white porcelain levers & spray rinse in chrome finish



Image credit: Mint Kitchens

N4756 POR - Provence with custom white porcelain levers & spray rinse in pewter finish

# Spray Rinse



Perrin & Rowe's spray rinse kitchen taps are popular and highly functional fittings that make light work of washing the dishes, rinsing vegetables, or filling pots and vases. The durable 1.2m hose offers virtually unrestricted use, even on a large sink.

Perrin & Rowe's patented spray rinse is operated using a sophisticated diverter mechanism which forms part of the body of each spray rinse tap. Turn on the tap to the desired mix of hot and cold water, then press the button on the spray rinse to divert the flow to the rinse. Water will cease to flow from the spout of the tap when the spray button is released.

Each precision engineered spray rinse handle is designed to complement the style of its accompanying tap. By keeping the spray handle distinct from the tap itself, Perrin & Rowe's iconic kitchen tap designs remain intact and are enhanced by this stylish and useful addition.

Please note that the spray rinse is an integral part of each spray rinse tap and cannot be added later to a standard Perrin & Rowe kitchen tap.



Perrin & Rowe Country, Classical, Contemporary and Orbiq spray rinse handles

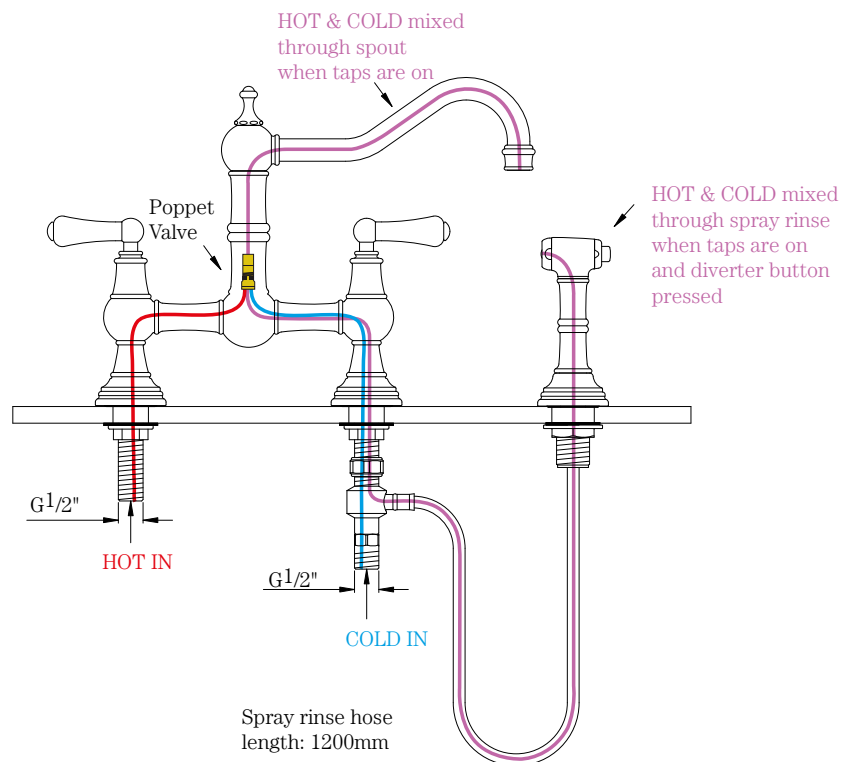


Diagram of the underbench fittings of a spray rinse tap.



# Stainless Steel Sinks

Perrin & Rowe stainless steel sinks are not just any sink. They are a fully insulated bowl providing acoustic deadening and heat-retention. Gone are the days of disturbance from late-night dish-washing enthusiasts. These sinks will also retain the heat in your water longer with a full wrap of insulation for extra squeaky-clean dishes.

Made from the highest quality corrosion-resistant 304 grade stainless steel that has been expertly cut and welded, the sides and base have been sculpted to give the aesthetic of a zero-radius sink. The bottom boasts a diamond shaped base which assists in drainage towards the waste – meaning less time spent cleaning those pesky dregs from the bottom of your sink.

They are a mix and match range of sizes. Choose your main sink based on the size of your oven trays and a secondary sink for symmetry or as a second drain. Stonemasons will create a division between your sinks to suit your needs.



SS-2620SS-200-SINK - Perrin & Rowe  
200mm Stainless Steel Kitchen Sink -  
Internally 200mm L X 400mm D X 200mm H



SS-2638SS-380-SINK - Perrin & Rowe  
380mm stainless steel kitchen sink -  
internally 380mm L x 400mm D x 200mm H



SS-2645SS-450-SINK - Perrin & Rowe  
450mm stainless steel kitchen sink -  
internally 450mm L x 400mm D x 200mm H



SS-2650SS-500-SINK - Perrin & Rowe  
500mm stainless steel kitchen sink -  
internally 500mm L x 400mm D x 200mm H



SS-2671SS-710-SINK - Perrin & Rowe  
710mm stainless steel kitchen sink  
- internally 710mm L x 400mm D x 200mm H

# Fireclay Sinks

ACQUELLO  
ITALIA

*l'arte della terra*

Designed with both the classical and contemporary setting in mind, the Acquello collection represents the finest in ceramic workmanship.

Each Acquello sink is patiently crafted in an unhurried construction process, to achieve its unrivalled quality. Each sink is unique with its own characteristics, reflecting the timeless manner of fireclay production. Robust walls provide exceptional strength and resistance to both impact and thermal shock. Consistency of shape, flat surface along the top edge and focused corners make them a cabinetmaker's dream.

Regarded as the collection's flagship, the Acquello double features two large bowls, designed for rinsing and washing platters and cookware - a configuration that proves ideal for even the heaviest kitchen duties and the needs of the consummate entertainer. The epitome of design and functionality it makes the perfect centrepiece of any kitchen. The recessed partition serves as an overflow for the one tub while the other is in use.

35mm thick walls for significant appearance and structural strength.

Install with decorative or plain front exposed in the traditional style, or fully enclosed as an under-mounted sink for a sleek, modern look.

Due to the nature of fireclay production, each sink will have its own character. Actual dimensions can vary slightly from those shown. All dimensions +/- 10mm. It is recommended that sinks are supplied to the cabinetmaker for accurate sizing prior to construction of the cabinets.

Durable stainless steel basket strainer wastes for each outlet and sink protection racks included.



FR610S - Acquello reversible single fireclay butler sink 610mm wide



FR760S - Acquello reversible single fireclay butler sink 760mm wide



FTM450R - Acquello round sink 450mm dia.



FR1000D - Acquello reversible double fireclay butler sink 1000mm wide

# Soap Dispensers

## Soap Dispensers

Perrin & Rowe soap and lotion dispensers are made from top quality brass and feature a stainless steel pump mechanism. They will not rust or discolour the contents.

They are available in freestanding, bench-mounted or wall-mounted models. All models feature a lift-out pump to enable easy filling from the top.

All accessories are available in all finishes to complement the Perrin & Rowe ranges of tapware.



Bench mounted soap and lotion dispensers left to right: N6395, N6195



Bench mounted soap and lotion dispensers left to right: N6495, N6995, N6695



Freestanding soap and lotion dispensers left to right: N6433, N6933, N6633



Wall mounted soap and lotion dispensers left to right: N6473, N6973, N6673

**2D + 3D**  
CAD FILES  
AVAILABLE  
FOR THESE  
PRODUCTS

## Cabinet Hardware

Perrin & Rowe offer classically designed door hardware to complete your project. The Perrin & Rowe contoured cabinet knobs are produced in two sizes, Ø25mm and Ø31mm. Ball knobs are Ø32mm and reeded knobs are Ø32mm. Pull handles are 94mm wide.



Single, double and treble hooks left to right, N6921, N6421, N6922, N6422, N6923, N6122

## Hooks, Rings & Rails

To complete your kitchen, Perrin & Rowe accessories are carefully designed, exquisitely detailed and produced from solid brass to the highest quality standards.

The extensive range includes hooks, rings and rails which can also be useful in the laundry. Towel rails can be shortened in length.

To ensure optimum functionality and beauty, no effort has been spared in the development of Perrin and Rowe accessories. The wall mounts on the range have no visible screws to collect grime and are fixed over discs designed to be mounted to any wall surface.



Towel rails top to bottom: N6461, N6942



N6010 - Cabinet Knob  
Ø25mm x 27mm  
N6011 - Cabinet Knob  
Ø31mm x 32mm



N6081 - Domed knob 26mm  
Ø x 30mm  
N6080 - Domed knob 32mm  
Ø x 35mm



N6091 - Flat topped knob  
26mm Ø x 23mm  
N6090 - Flat topped knob  
32mm Ø x 25mm



N6055 - Cabinet pull handle 94 x  
42mm Screws at 76mm centres



N6061 - Smooth round knob  
26mm Ø x 36mm  
N6060 - Smooth round knob  
32mm Ø x 45mm



N6071 - Reeded round knob  
26mm Ø x 36mm  
N6070 - Reeded round knob  
32mm Ø x 45mm

## Why purchase Perrin & Rowe made for New Zealand?

In Residence is the dedicated distributor of Perrin & Rowe tapware in New Zealand, with our own showroom in Greenlane, Auckland and a network of resellers around the country.

In Residence works closely with the Perrin & Rowe product designers and manufacturing team in England to design and supply products required by New Zealand homeowners and designers.

Whilst the visual appearance of Perrin & Rowe taps sold in other countries is similar to those made for New Zealand, they can be quite different.

Taps produced for other countries are not made to New Zealand Standards and a registered plumber is not able to install them into a New Zealand home.

Purchasing Perrin & Rowe products from In Residence ensures you receive goods that are compatible with New Zealand plumbing fittings and WELS regulations.

In Residence provides a five year warranty on all Perrin & Rowe tapware, accessories and bathroomware which it imports and sells in New Zealand. Privately imported product has no warranty here.

## WELS: Water Efficiency Labeling and Standards

The New Zealand Government's Water Efficiency Labelling & Standards (WELS) scheme is designed to reduce water consumption and applies to kitchen taps, basin taps, showers and toilets, as well as other water using appliances.

All Perrin & Rowe kitchen and basin taps, shower outlets and toilets sold by In Residence comply with WELS requirements.

## New Zealand Standards

Perrin & Rowe tapware imported by In Residence meets the performance requirements of the tapware Standard AS/NZS 3718:2005 Water Supply - Tap ware.

Our Perrin & Rowe toilets comply with AS 1172.1-2005 Water closets (WC) – Pans and AS1172.2-1999 Water closets (WC) – Cisterns while Perrin & Rowe bidets comply with AS 3494 – 1997 Bidettes and bidets.

## Stock in New Zealand

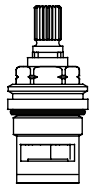
Perrin & Rowe does not keep any stock of its products in England and manufactures to our orders. In Residence endeavours to maintain a consistent level of stock of regularly sold items in the Chrome, Nickel and Pewter finishes. We have a small stock of the other finishes and will need to arrange for large orders of these finishes to be made for us in England. If a product is not in stock or custom orders are requested, the manufacturing time is generally 6-8 weeks.

## Construction

Unlike some modern tapware that is made from chrome coloured plastics or aluminium alloys, Perrin & Rowe taps are still made from solid brass. Brass has proven to be the ultimate material for tapware, withstanding years of constant use and temperature variation without cracking or distortion.

## Ceramic disc valves

Superseding conventional tap washers, Perrin & Rowe taps are fitted with ceramic disc valves, operating with a quarter turn from off to on. The Perrin & Rowe shower mixer is fitted with a special pressure balancing ceramic disc cartridge which provides smooth rotational movement between hot and cold flow and between off and on positions. All valves and cartridges will provide many years of effortless and drip-free operation, are easily and inexpensively replaced and have a five year warranty.



## Installation

### **Minimum inlet water pressure:**

Single lever shower mixers and kitchen taps with a spray rinse have a minimum inlet water pressure to activate their internal mechanisms: 1 bar / 100 kPa.

There is no minimum inlet water pressure for standard taps.

### **Maximum inlet water pressure:**

5 bar / 500 kPa

### **Maximum inlet water temperature:**

85° Celsius

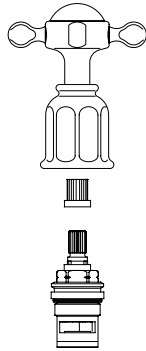
The English origin and superb engineering of Perrin & Rowe bathroom taps mean that they can be used in homes with either



equal or unequal inlet water pressure, where there is low pressure from a supply tank. The exception is the pressure balanced shower mixer N.5506 which requires equal inlet water pressure. Please advise In Residence if you are purchasing tapware or shower fittings for installation into homes with low or uneven inlet pressures and they can be supplied set for this situation.

## Handle Alignment

At Perrin & Rowe every detail counts. Every ceramic disc valve in a Perrin & Rowe product has an acetal handle alignment vernier positioned between the spindle of the valve and the spline of the handle. This vernier allows fine-tuning of the handle position during assembly and installation, for perfect handle orientation.



## Warranty

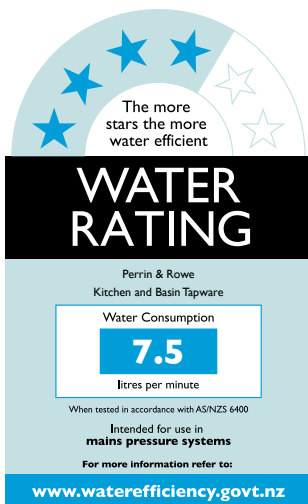
Perrin & Rowe tapware has a five year warranty against manufacturing defects.

## Online

Visit [www.inres.co.nz](http://www.inres.co.nz) for product specifications, galleries and Perrin & Rowe's full New Zealand product range.

[www.inres.co.nz](http://www.inres.co.nz)

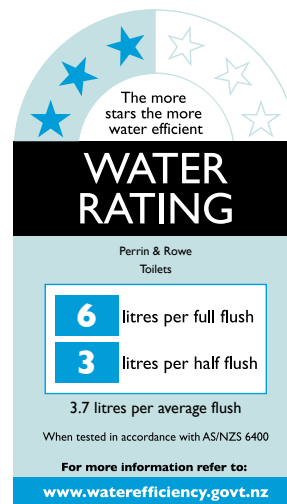
## WELS Certifications



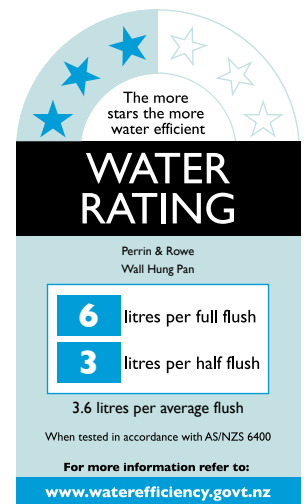
Perrin & Rowe Kitchen and Basin Tapware



Perrin & Rowe Shower Outlets



Perrin & Rowe Toilets



Perrin & Rowe Wall Hung Pan connected to Geberit 6L/3L In-Wall Cistern



---

IN RESIDENCE

Tel: 09 309 3023  
[www.inres.co.nz](http://www.inres.co.nz)