

PERRIN & ROWE®
L O N D O N



2024 PRICEBOOK

THE STORY OF A LIFE WELL CRAFTED™

We believe distinctive stories are what make life exceptional. The discovery of time-honoured craft opens the door to stories unlike any other. Stories of place and provenance. Stories of dedication and passion. Stories of artistry and heritage.

Through Perrin & Rowe, you will find countless stories in every detail. And the closer you look, the more you will see the details of your own story. A story of a life well crafted.

Project: Woollahra Cliff Residence
Design: Handelsmann & Khaw
Photography: Felix Forest



N4273 - IO two hole bridge style
kitchen tap with levers and spray rinse



PERRIN & ROWE®
L O N D O N

KITCHEN

FINISHES 8-9

KITCHEN TAPS

CONTEMPORARY 14-19

CLASSICAL 20-33

POT FILLERS 26-27

CABINET HARDWARE 34-35

KITCHEN SINKS 36-37

BATHROOM

FINISHES 8-9

BATHROOM TAPS & ACCESSORIES

DECO 38-47

CONTEMPORARY 48-63

CLASSICAL 64-83

BASINS & TOILETS

DECO 84-85

EDWARDIAN 86-87

VICTORIAN 88

CLASSICAL 88

TOILET SEATS 90

FLUSH PLATES 91

TECHNICAL 92-93

OUR FINISHES

PERRIN & ROWE®
L O N D O N

Like the finest jewellery, Perrin & Rowe tapware has an exacting sense of proportion. We believe the best way to make a luxury timeless tap is to bring together the foremost in innovation with time-tested techniques. Crafted in England, Perrin & Rowe designs reinterpret the past with the technology of the present.

Perrin & Rowe allows further customisation of the classical range, offering custom Black, Walnut or matching metal handle inserts in all the signature finishes.



CHROME - CP

A shiny finish with a hint of blue for a classical or contemporary feel.



NICKEL - NI

A shiny finish with a golden glow. If left, nickel will develop an aged patina similar to silverware, with the occasional polish restoring its original gleam.



PEWTER - PF

A brushed nickel finish which is the perfect complement to stainless steel sinks and appliances.



POLISHED BRASS - BR

This is uncoated bare brass with a smooth, polished finish. Brass oxidises over time to gain a characteristic patina.



SATIN BRASS - SB

This is uncoated bare brass brushed for a satin look. Brass oxidises over time to gain a characteristic patina.



GOLD - IG

This finish, which contains real Gold, will give a luxurious look.

HANDLE OPTIONS



**WHITE PORCELAIN
DETAILING:**
Standard across the
Perrin & Rowe Classical
kitchen and bathroom
collections.



**BLACK PORCELAIN
DETAILING:**
Available as a custom
option across the
Perrin & Rowe Classical
kitchen and bathroom
collections.



**MATCHING METAL
DETAILING:**
Available as a custom
option across the
Perrin & Rowe Classical
kitchen and bathroom
collections.



**WALNUT
DETAILING:**
Available as a custom
option across the
Perrin & Rowe Classical
kitchen and bathroom
collections.





PERRIN & ROWE®
L O N D O N

KITCHEN COLLECTION

Your kitchen tapware is one of the most important components of your kitchen. Invest in the best.

STYLES

Perrin & Rowe have developed their kitchen tapware collections over decades resulting in an elegant and timeless offering. Available with lever handles or crosshead handles, in Classical, Contemporary and Country styles, we have the perfect kitchen tapware to suit your style of kitchen.

SPRAY RINSE TAPS

Our bench mounted spray rinse taps have an amazing 1.2 metre hose reach, perfect for getting into the corners of farmhouse style butler sinks and rectangular stainless steel sinks. A spray rinse should be specified at the time you purchase your kitchen mixer as it cannot be added to later as it is an integral part of the tap mechanism.

BAR TAPS

Our bar taps are specially designed with a shorter reach spout to suit the scale of a small prep sink, bar sink or kitchenette. These can also work perfectly in a bathroom setting.

WATER PRESSURE

Our tapware is suitable for low and high water pressure, and meets the highest standards. Refer to the back pages for the finer details and all things technical.

ASSISTANCE WITH CHOOSING KITCHEN TAPWARE

Your kitchen tap is the most utilised piece of equipment in your kitchen so choosing the perfect kitchen tapware is an important decision. Our expert consultants can help you choose the right kitchen tapware for your project. Visit us in store at our showroom or view our collection online and email us your wish-list. We'll be happy to help.

Project: Wilkinson Villa
Design: Handelsmann + Khaw
Photography: Felix Forest
Styling: Joseph Gardner



N4173 - Ionian with porcelain levers & spray rinse
N1605 - Classical filtered water tap



KITCHEN TAPS



PERRIN & ROWE[®]
L O N D O N

WHY CHOOSE A PERRIN & ROWE KITCHEN TAP?

Perrin & Rowe kitchen tapware reflects a harmony of beautiful design and well-planned functionality which is why they're specified by top designers and architects around the world. Their commitment to performance and durability ensures every kitchen tap is built to last a lifetime.

Our Perrin & Rowe kitchen tapware is manufactured exclusively in the United Kingdom. Perrin & Rowe kitchen taps feature hard-wearing ceramic, quarter-turn valves for a smooth on/off action and are fitted with aerators to promote a softer, splash-free flow of water. Each kitchen tap is precision engineered from high quality brass, hand assembled, and rigorously tested. All kitchen spouts rotate 360°.



IMAGE	CODE	DESCRIPTION	RRP PRICING INCL. GST					
			Chrome	Nickel	Pewter	Satin Brass	Polished Brass	Gold
			CP	NI	PF	SB	BR	IG
	N4886 (shown)	CALLISTO - three hole kitchen tap with metal levers & 230mm reach spout. 370mm high overall.	\$1,390	\$1,530	\$1,670	\$1,810	\$1,810	\$1,880
	N4891	CALLISTO - four hole kitchen tap with metal levers, 230mm reach spout & spray rinse. 370mm high overall. Spray rinse requires a minimum inlet water pressure of 100 kPa.	\$1,800	\$1,980	\$2,160	\$2,340	\$2,340	\$2,430

CONTEMPORARY TAPS

PERRIN & ROWE®
L O N D O N

IMAGE	CODE	DESCRIPTION	RRP PRICING INCL. GST					
			Chrome	Nickel	Pewter	Satin Brass	Polished Brass	Gold
			CP	NI	PF	SB	BR	IG
	MIMAS TAPS							
	N4841	MIMAS - one hole kitchen tap with single lever & 235mm reach spout. 370mm high overall.	\$1,050	\$1,155	\$1,260	\$1,365	\$1,365	\$1,420
	N4846 (shown)	MIMAS - two hole kitchen tap with single lever, round 235mm reach spout & spray rinse. 370mm high overall. Spray rinse requires a minimum inlet water pressure of 100 kPa.	\$1,445	\$1,590	\$1,735	\$1,880	\$1,880	\$1,955
	N4842	MIMAS - one hole bar tap with round 150mm reach spout. 350mm high overall.	\$1,050	\$1,155	\$1,260	\$1,365	\$1,365	\$1,420
	OBERON TAPS							
	N4861	OBERON - one hole kitchen tap with twin levers & 235mm reach spout. 370mm high overall.	\$1,005	\$1,110	\$1,210	\$1,310	\$1,310	\$1,360
	N4866 (shown)	OBERON - two hole kitchen tap with twin levers, round 235mm reach spout & spray rinse. 370mm high overall. Spray rinse requires a minimum inlet water pressure of 100 kPa.	\$1,415	\$1,560	\$1,700	\$1,840	\$1,840	\$1,915
	N4862	OBERON - one hole bar tap with twin levers, round 150mm reach spout. 350mm high overall.	\$1,005	\$1,110	\$1,210	\$1,310	\$1,310	\$1,360
	ORBIQ TAPS							
	N4212	ORBIQ - one hole kitchen tap with levers & 235mm reach spout. 383mm high overall.	\$990	\$1,090	\$1,190	\$1,290	\$1,290	\$1,340
	N4312 (shown)	ORBIQ - two hole kitchen tap with levers, round 235mm reach spout & spray rinse. 383mm high overall. Spray rinse requires a minimum inlet water pressure of 100 kPa.	\$1,440	\$1,585	\$1,730	\$1,875	\$1,875	\$1,945
	N4213	ORBIQ - one hole bar tap with round 150mm reach spout. 340mm high overall.	\$990	\$1,090	\$1,190	\$1,290	\$1,290	\$1,340
	N1601 (shown)	CONTEMPORARY - filtered water tap	\$805	\$890	\$970	\$1,050	\$1,050	\$1,090
		PLEASE NOTE: Optional filter system now sold separately, please enquire.						






Project: Lindfield House
Interior Design: Arent & Pyke
Architect: Polly Harbison
Photography: Anson Smart



N4841 - Mimas one hole kitchen tap with single lever.

CONTEMPORARY TAPS

PERRIN & ROWE®
L O N D O N

IMAGE	CODE	DESCRIPTION	RRP PRICING INCL. GST					
			Chrome	Nickel	Pewter	Satin Brass	Polished Brass	Gold
			CP	NI	PF	SB	BR	IG
IO LEVER TAPS								
	N4293	IO - two hole bridge-style kitchen tap with metal levers & 235mm reach spout. 420mm high overall.	\$1,285	\$1,415	\$1,545	\$1,675	\$1,675	\$1,735
	N4273 (shown)	IO - two hole bridge-style kitchen tap with levers, 235mm reach spout & spray rinse. 420mm high overall. Spray rinse requires a minimum inlet water pressure of 100 kPa.	\$1,695	\$1,865	\$2,035	\$2,205	\$2,205	\$2,290
	N1601	CONTEMPORARY - filtered water tap PLEASE NOTE: Optional filter system now sold separately, please enquire.	\$805	\$890	\$970	\$1,050	\$1,050	\$1,090













N4293 - IO two hole bridge-style kitchen tap with levers,

CLASSICAL TAPS

PERRIN & ROWE®
L O N D O N

IMAGE	CODE	DESCRIPTION	RRP PRICING INCL. GST					
			Chrome CP	Nickel NI	Pewter PF	Satin Brass SB	Polished Brass BR	Gold IG
	N4341 (shown)	PARTHIAN - one hole kitchen tap with porcelain levers & round 235mm reach spout. 370mm high overall.	\$1,050	\$1,155	\$1,260	\$1,365	\$1,365	\$1,420
	N4700	PARTHIAN - one hole bar tap with 150mm reach spout. 370mm high overall.	\$1,050	\$1,155	\$1,260	\$1,365	\$1,365	\$1,420
	N4346	PARTHIAN - two hole kitchen tap with porcelain levers, round 225mm reach spout & spray rinse. 370mm high overall. Spray rinse requires a minimum inlet water pressure of 100 kPa.	\$1,455	\$1,605	\$1,750	\$1,895	\$1,895	\$1,965
	N4460 (shown)	PHOENICIAN - one hole kitchen tap with porcelain levers & round 225mm reach spout. 370mm high overall.	\$1,045	\$1,150	\$1,255	\$1,360	\$1,360	\$1,415
	N4711	PHOENICIAN - one hole bar tap with 150mm reach spout. 370mm high overall.	\$1,045	\$1,150	\$1,255	\$1,360	\$1,360	\$1,415
	N4360	PHOENICIAN - two hole kitchen tap with porcelain levers, round 225mm reach spout & spray rinse. 370mm high overall. Spray rinse requires a minimum inlet water pressure of 100 kPa.	\$1,455	\$1,605	\$1,750	\$1,895	\$1,895	\$1,965
	NPORBTS	BLACK UPGRADE - upgrade a Parthian or Phoenixian standard white porcelain handle to black porcelain handle (price per lever)	\$50	\$50	\$50	\$50	\$50	\$50
	NMETS	METAL UPGRADE - upgrade a Parthian or Phoenixian standard white porcelain handle to matching metal handle (price per lever)	\$35	\$40	\$45	\$50	\$50	\$50
	NWALNTS	WALNUT UPGRADE - upgrade a Parthian or Phoenixian standard white porcelain handle to walnut handle (price per lever)	\$120	\$120	\$120	\$120	\$120	\$120
	N1605	CLASSICAL - filtered water tap						
		PLEASE NOTE: Optional filter system now sold separately, please enquire.	\$835	\$920	\$1,005	\$1,090	\$1,090	\$1,130





CLASSICAL TAPS

PERRIN & ROWE®
L O N D O N












IMAGE	CODE	DESCRIPTION	RRP PRICING INCL. GST					
			Chrome	Nickel	Pewter	Satin Brass	Polished Brass	Gold
			CP	NI	PF	SB	BR	IG
	N4193 (shown)	IONIAN - two hole bench mounted mixer with porcelain levers & round 225mm reach spout with offset legs. 415mm high overall.	\$1,270	\$1,400	\$1,525	\$1,655	\$1,655	\$1,715
	N4193 STRAIGHT (shown)	IONIAN - two hole bench mounted mixer with porcelain levers & round 225mm reach spout, with upgrade to straight legs. 415mm high overall.	\$1,385	\$1,530	\$1,665	\$1,805	\$1,805	\$1,875
	N4173 (shown)	IONIAN - two hole bench mounted mixer with porcelain levers, straight legs & round 225mm reach spout & spray rinse. Spray rinse requires a minimum inlet water pressure of 100 kPa. 415mm high overall.	\$1,690	\$1,860	\$2,030	\$2,220	\$2,200	\$2,285
	N4371	ATHENIAN - three hole mixer with porcelain lever handles, round 230mm reach spout. 350mm high overall.	\$1,375	\$1,515	\$1,650	\$1,790	\$1,790	\$1,860
	N4376 (shown)	ATHENIAN - four hole mixer with porcelain lever handles, round 230mm reach spout & spray rinse. Spray rinse requires a minimum inlet water pressure of 100 kPa. 350mm high overall.	\$1,795	\$1,975	\$2,155	\$2,335	\$2,335	\$2,425
	NPORBTS	BLACK UPGRADE - upgrade an Ionian or Athenian standard white porcelain handle to black porcelain handle (price per lever)	\$50	\$50	\$50	\$50	\$50	\$50
	NMETS	METAL UPGRADE - upgrade an Ionian or Athenian standard white porcelain handle to matching metal handle (price per lever)	\$35	\$40	\$45	\$50	\$50	\$50
	NWALNTS	WALNUT UPGRADE - upgrade an Ionian or Athenian standard white porcelain handle to walnut handle (price per lever)	\$120	\$120	\$120	\$120	\$120	\$120



IMAGE	CODE	DESCRIPTION	RRP PRICING INCL. GST					
			Chrome	Nickel	Pewter	Satin Brass	Polished Brass	Gold
			CP	NI	PF	SB	BR	IG
	N4192	IONIAN - two hole bench mounted mixer with crossheads, round 225mm reach spout & offset legs. 415mm high overall.	\$1,270	\$1,400	\$1,525	\$1,655	\$1,655	\$1,715
	N4192 STRAIGHT	IONIAN - two hole bench mounted mixer with crossheads levers & round 225mm reach spout with upgrade to straight legs. 415mm high overall.	\$1,385	\$1,530	\$1,665	\$1,805	\$1,805	\$1,875
	N4172	IONIAN - two hole bench mounted mixer with crossheads, round 225mm reach spout, straight legs & spray rinse. Spray rinse requires a minimum inlet water pressure of 100 kPa. 415mm high overall.	\$1,690	\$1,860	\$2,030	\$2,220	\$2,200	\$2,285

Project: Franklin Road
Design: Katie Lockhart
Photography: David Straight



N4192STRAIGHT - Ionian two hole bench mounted mixer with crossheads levers.

POT FILLERS

PERRIN & ROWE®
L O N D O N



A style statement for your kitchen, these exquisite Perrin & Rowe taps show everyone you love your kitchen. Dispensing water directly into pots and preserving-pans whilst on the stove, the arm extends easily over front or rear elements with a convenient reach of 590mm, before seamlessly folding away after use. A cook's dream!

Encompassing a quarter-turn shut off valve at the wall, the pot filler is highly functional and available in all Perrin & Rowe finishes. The metal lever can be substituted for black porcelain, white porcelain or walnut if desired.

Easily installed with concealed fixings, measure the desired height above your tallest pot on your stove top and direct your plumber to connect to a cold-water supply.

IMAGE	CODE	DESCRIPTION	RRP PRICING INCL. GST					
			Chrome	Nickel	Pewter	Satin Brass	Polished Brass	Gold
			CP	NI	PF	SB	BR	IG
	N4798	POT FILLER - wall mounted pot filler with crosshead handles	\$1,245	\$1,370	\$1,495	\$1,620	\$1,620	\$1,680
	N4799	POT FILLER - wall mounted pot filler with lever handles	\$1,245	\$1,370	\$1,495	\$1,620	\$1,620	\$1,680
	NPORWPC	WHITE UPGRADE - upgrade a Pot Filler standard metal handle to white porcelain handle (price per lever)	\$55	\$65	\$70	\$75	\$75	\$75
	NPORBPC	BLACK UPGRADE - upgrade a Pot Filler standard metal handle to black porcelain handle (price per lever)	\$55	\$65	\$70	\$75	\$75	\$75
	NWALNPC	WALNUT UPGRADE - Upgrade a Pot Filler standard metal handle to walnut handle (price per lever)	\$110	\$130	\$140	\$150	\$150	\$150





N4338 - Pair of Mayan bench mounted bibcock taps with crossheads. 235mm high overall. 155mm reach.

NOT JUST FOR KITCHEN...

PERRIN & ROWE®
L O N D O N



The simplicity of a balanced pair of Mayan taps is timeless. The Mayans look stunning in every setting from a modernist interior to Hamptons style beach house. They are outstanding in beauty and function in the kitchen and laundry and fit seamlessly beside the Ionian kitchen tap when used singly as a filtered water tap. In the bathroom, they work perfectly behind a deck mounted vanity basin.

All Perrin & Rowe taps feature excellent quarter-turn German made ceramic disc valves for many years of accurate and effortless use. The Mayans are the ideal design option in kitchens, bathrooms and laundries with unequal water pressure.

Perrin & Rowe taps have a world-wide reputation for original designs which are perfectly balanced in form and function. The hand of the maker is apparent in the attention to detail and finish of each tap which is fully assembled and tested before leaving the Perrin & Rowe factory in England.

IMAGE	CODE	DESCRIPTION	RRP PRICING INCL. GST					
			Chrome CP	Nickel NI	Pewter PF	Satin Brass SB	Polished Brass BR	Gold IG
	N4328	MAYAN - pair of wall mounted bibcock taps with crossheads. 95mm projection	\$890	\$980	\$1,070	\$1,160	\$1,160	\$1,205
	N4338	MAYAN - pair of bench mounted bibcock taps with crossheads. 235mm high overall. 155mm reach.	\$890	\$980	\$1,070	\$1,160	\$1,160	\$1,205
	N4322	MAYAN - pair of wall mounted bibcock taps with lever handles. 95mm projection	\$890	\$980	\$1,070	\$1,160	\$1,160	\$1,205
	N4332	MAYAN - pair of bench mounted bibcock taps with lever handles. 235mm high overall. 155mm reach.	\$890	\$980	\$1,070	\$1,160	\$1,160	\$1,205
	NPORBTS	BLACK UPGRADE - upgrade a Mayan standard white porcelain handle to black porcelain handle (price per lever)	\$50	\$50	\$50	\$50	\$50	\$50
	NMETS	METAL UPGRADE - upgrade a Mayan standard white porcelain handle to matching metal handle (price per lever)	\$35	\$40	\$45	\$50	\$50	\$50
	NWALNTS	WALNUT UPGRADE - upgrade a Mayan standard white porcelain handle to walnut handle (price per lever)	\$120	\$120	\$120	\$120	\$120	\$120







Project: Bronte House
Design: Denai Kulcsar Interiors
Photography: Anna Rees

N4751 - Provence two hole mixer tap with metal levers

COUNTRY TAPS

PERRIN & ROWE®
L O N D O N

IMAGE	CODE	DESCRIPTION	RRP PRICING INCL. GST					
			Chrome CP	Nickel NI	Pewter PF	Satin Brass SB	Polished Brass BR	Gold IG
	N4741	AQUITAINE - one hole kitchen tap with single metal lever and 230mm reach spout. 270mm high overall.	\$1,190	\$1,310	\$1,430	\$1,550	\$1,550	\$1,610
	N4739	AQUITAINE - one hole bar tap with single metal lever, 150mm reach spout. 270mm high overall.	\$1,190	\$1,310	\$1,430	\$1,550	\$1,550	\$1,610
	N4746 (shown)	AQUITAINE - two hole kitchen tap with single metal lever, 230mm reach spout and spray rinse. Spray rinse requires a minimum inlet water pressure of 100 kPa. 270mm high overall.	\$1,555	\$1,715	\$1,870	\$2,025	\$2,025	\$2,100
	NPORWAQ	WHITE UPGRADE - upgrade the Aquitaine standard metal handle to white porcelain handle	\$70	\$80	\$85	\$95	\$95	\$95
	NPORBAQ	BLACK UPGRADE - upgrade the Aquitaine standard metal handle to black porcelain handle	\$70	\$80	\$85	\$95	\$95	\$95
	NWALNAQ	WALNUT UPGRADE - upgrade the Aquitaine standard metal handle to walnut handle	\$140	\$160	\$170	\$190	\$190	\$190
	N4761	PICARDIE - one hole kitchen tap with twin metal levers, 230mm reach spout. 270mm high overall.	\$1,215	\$1,340	\$1,460	\$1,580	\$1,580	\$1,645
	N4759	PICARDIE - one hole bar tap with twin metal levers & 150mm reach spout. 270mm high overall.	\$1,215	\$1,340	\$1,460	\$1,580	\$1,580	\$1,645
	N4766 (shown)	PICARDIE - two hole kitchen tap with twin metal levers, 230mm reach spout and spray rinse. Spray rinse requires a minimum inlet water pressure of 100 kPa. 270mm high overall.	\$1,580	\$1,740	\$1,900	\$2,055	\$2,055	\$2,135
	NPORWPC	WHITE UPGRADE - upgrade a Picardie standard metal handle to white porcelain handle (price per lever)	\$55	\$65	\$70	\$75	\$75	\$75
	NPORBPC	BLACK UPGRADE - upgrade a Picardie standard metal handle to black porcelain handle (price per lever)	\$55	\$65	\$70	\$75	\$75	\$75
	NWALNPC	WALNUT UPGRADE - Upgrade a Picardie standard metal handle to walnut handle (price per lever)	\$110	\$130	\$140	\$150	\$150	\$150
	N4751	PROVENCE - two hole mixer tap with metal levers, 200mm centres & 230mm reach spout. 270mm high overall.	\$1,510	\$1,665	\$1,815	\$1,965	\$1,965	\$2,040
	N4756 (shown)	PROVENCE - two hole mixer 200mm centres, 230mm reach spout & spray rinse. Spray rinse requires a minimum inlet water pressure of 100 kPa. 270mm high overall.	\$2,030	\$2,235	\$2,440	\$2,640	\$2,640	\$2,745
	NPORWPR	WHITE UPGRADE - upgrade a Provence standard metal handle to white porcelain handle (price per lever)	\$55	\$65	\$70	\$75	\$75	\$75
	NPORBPR	BLACK UPGRADE - upgrade a Provence standard metal handle to black porcelain handle (price per lever)	\$55	\$65	\$70	\$75	\$75	\$75
	NWALNPR	WALNUT UPGRADE - upgrade a Provence standard metal handle to walnut handle (price per lever)	\$110	\$130	\$140	\$150	\$150	\$150
	SP280	LONGER SPOUT - upgrade to 280mm reach spout for Aquitaine, Picardie & Provence taps	\$125	\$140	\$150	\$165	\$165	\$170
	N1821	COUNTRY - filtered water tap						
		PLEASE NOTE: Optional filter system now sold separately, please enquire.	\$920	\$1,015	\$1,105	\$1,200	\$1,200	\$1,245



FILTER TAPS




IMAGE	CODE	DESCRIPTION	RRP PRICING INCL. GST					
			Chrome	Nickel	Pewter	Satin Brass	Polished Brass	Gold
			CP	NI	PF	SB	BR	IG
FILTERED WATER TAPS								
	N1601	CONTEMPORARY - filtered water tap						
		PLEASE NOTE: Optional filter system now sold separately, please enquire.	\$805	\$890	\$970	\$1,050	\$1,050	\$1,090
	N1605	CLASSICAL - filtered water tap						
		PLEASE NOTE: Optional filter system now sold separately, please enquire.	\$835	\$920	\$1,005	\$1,090	\$1,090	\$1,130
	N1621	COUNTRY - filtered water tap						
		PLEASE NOTE: Optional filter system now sold separately, please enquire.	\$920	\$1,015	\$1,105	\$1,200	\$1,200	\$1,245

IMAGE	CODE	PRODUCT DESCRIPTION	RRP PRICING IN EACH FINISH (INCL. GST)					
			CHROME	NICKEL	PEWTER	SATIN BRASS	POLISHED BRASS	GOLD
			CP	NI	PF	SB	BR	IG
CABINET KNOBS								
	N6010	Cabinet Knob 25mm Ø x 27mm	\$20	\$25	\$25	\$30	\$30	\$30
	N6011	Cabinet Knob 31mm Ø x 32mm	\$25	\$30	\$30	\$35	\$35	\$35
								
	N6081	Domed knob 26mm Ø x 30mm	\$35	\$40	\$45	\$45	\$45	\$50
	N6080	Domed knob 32mm Ø x 35mm	\$40	\$45	\$50	\$50	\$50	\$55
								
	N6091	Flat topped knob 26mm Ø x 23mm	\$35	\$40	\$45	\$45	\$45	\$50
	N6090	Flat topped knob 32mm Ø x 25mm	\$40	\$45	\$50	\$50	\$50	\$55
								
	N6061	Smooth round knob 26mm Ø x 36mm	\$25	\$30	\$30	\$35	\$35	\$35
	N6060	Smooth round knob 32mm Ø x 45mm	\$35	\$40	\$45	\$50	\$45	\$50
								
	N6071	Reeded round knob 26mm Ø x 36mm	\$25	\$30	\$30	\$35	\$35	\$35
	N6070	Reeded round knob 32mm Ø x 45mm	\$35	\$40	\$45	\$50	\$45	\$50
								
	N6055	Cabinet pull handle 94 x 42mm Screws at 76mm centres	\$50	\$55	\$65	\$65	\$65	\$70
								

Project: Marnanie
Design: Coote & Co
Build: Mt Gisborne Homes
Kitchen: Connors Kitchens By Design
Photography: Lisa Cohen Photography




N6081 - Domed cabinet knob 26mm with N6055 - Cabinet pull handle in nickel finish

STAINLESS STEEL SINKS

PERRIN & ROWE®
L O N D O N

IMAGE	CODE	PRODUCT DESCRIPTION	RRP PRICING IN EACH FINISH (INCL. GST)
STAINLESS STEEL			
SS			
STAINLESS STEEL KITCHEN & LAUNDRY SINKS			
	SS-2620SS-200	Stainless Steel undermounted sink with overflow and acoustic softening on exterior. 200 x 440 x 203D	\$1,195
	SS-2638SS-380	Stainless Steel undermounted sink with overflow and acoustic softening on exterior. 380W x 440 x 203D	\$1,395
	SS-2645SS-450	Stainless Steel undermounted sink with overflow and acoustic softening on exterior. 450W x 440 x 203D	\$1,450
	SS-2650SS-500	Stainless Steel undermounted sink with overflow and acoustic softening on exterior. 500W x 440 x 203D	\$1,495
	SS-2671SS-710	Stainless Steel undermounted sink with overflow and acoustic softening on exterior. 710W x 440 x 203D	\$1,595
		Options for double configuration include using a combination of two sinks, with the smaller on the left or right of a larger model. Suggested min 100mm division between internal walls for natural stone benchtops. See individual pricing above.	





PERRIN & ROWE®
L O N D O N

DECO BATHROOM



N3170 - Deco three hole wall mounted basin mixer with spout & levers in nickel finish








DECO BASIN TAPS

PERRIN & ROWE®
L O N D O N

IMAGE	CODE	DESCRIPTION	RRP PRICING INCL. GST					
			Chrome	Nickel	Pewter	Satin Brass	Polished Brass	Gold
			CP	NI	PF	SB	BR	IG
DECO BASIN TAPS								
	N3135	Deco monobloc single lever basin mixer	\$1,245	\$1,370	\$1,495	\$1,620	\$1,620	\$1,685
	N3141	Deco three hole basin set with lever handles	\$1,680	\$1,850	\$2,020	\$2,185	\$2,185	\$2,270
	N3142	Deco three hole basin set with crossheads	\$1,680	\$1,850	\$2,020	\$2,185	\$2,185	\$2,270
	N3170	Deco wall mounted basin set with lever handles	\$1,245	\$1,370	\$1,495	\$1,620	\$1,620	\$1,685
	N3171	Deco wall mounted basin set with crossheads	\$1,245	\$1,370	\$1,495	\$1,620	\$1,620	\$1,685

DECO BATH TAPS

PERRIN & ROWE®
L O N D O N

IMAGE	CODE	DESCRIPTION	RRP PRICING INCL. GST					
			Chrome	Nickel	Pewter	Satin Brass	Polished Brass	Gold
			CP	NI	PF	SB	BR	IG
DECO BATH TAPS								
	N3180	Deco wall mounted bath set with lever handles	\$1,555	\$1,715	\$1,870	\$2,025	\$2,025	\$2,100
	N3181	Deco wall mounted bath set with crossheads	\$1,555	\$1,715	\$1,870	\$2,025	\$2,025	\$2,100
	N3158	Deco three hole deck mounted bath set with levers	\$2,165	\$2,385	\$2,600	\$2,815	\$2,815	\$2,925
	N3159	Deco three hole deck mounted bath set with crossheads	\$2,165	\$2,385	\$2,600	\$2,815	\$2,815	\$2,925
	N3148	Deco four hole deck mounted bath set with levers & handshower	\$3,065	\$3,375	\$3,680	\$3,985	\$3,985	\$4,140
	N3149	Deco four hole deck mounted bath set with crossheads & handshower	\$3,065	\$3,375	\$3,680	\$3,985	\$3,985	\$4,140
	N3110	Deco bath/shower mixer on wall unions with levers & handshower in cradle	\$3,595	\$3,965	\$4,320	\$4,680	\$4,680	\$4,860
	N3111	Deco bath/shower mixer on wall unions with crossheads & handshower in cradle	\$3,595	\$3,965	\$4,320	\$4,680	\$4,680	\$4,860
	N31001 (N3132+ N6187+ N5147)	Deco bath/shower mixer on pillar unions with levers & handshower in cradle	\$3,560	\$3,925	\$4,280	\$4,635	\$4,635	\$4,815
	N31011 (N3133+ N6187+ N5147)	Deco bath/shower mixer on pillar unions with crossheads & handshower in cradle	\$3,560	\$3,925	\$4,280	\$4,635	\$4,635	\$4,815
	N3120 (N3132+ N6180+ N5147)	Deco bath/shower mixer on floorlegs with levers & handshower in cradle	\$4,935	\$5,440	\$5,930	\$6,425	\$6,425	\$6,670
	N3121 (N3133+ N6180+ N5147)	Deco bath/shower mixer on floorlegs with crossheads & handshower in cradle	\$4,935	\$5,440	\$5,930	\$6,425	\$6,425	\$6,670



DECO BATH TAPS



N3120 - Deco bath/shower mixer on floorlegs
with levers & handshower in cradle

DECO SHOWERS

PERRIN & ROWE®
L O N D O N

IMAGE	CODE	DESCRIPTION	RRP PRICING INCL. GST					
			Chrome CP	Nickel NI	Pewter PF	Satin Brass SB	Polished Brass BR	Gold IG
	N3130	Deco pair of lever handled wall valves for bath or shower	\$1,040	\$1,145	\$1,250	\$1,355	\$1,355	\$1,405
	N3131	Deco pair of crosshead wall valves for bath or shower	\$1,040	\$1,145	\$1,250	\$1,355	\$1,355	\$1,405
	N5141	Deco three way diverter - one inlet & two outlets with lever handle	\$970	\$1,070	\$1,165	\$1,265	\$1,265	\$1,310
	N5142	Deco three way diverter - one inlet & two outlets with crosshead handle	\$970	\$1,070	\$1,165	\$1,265	\$1,265	\$1,310
	N5161	Deco four way diverter - one inlet & three outlets with lever handle	\$1,090	\$1,200	\$1,310	\$1,420	\$1,420	\$1,475
	N5162	Deco four way diverter - one inlet & three outlets with crosshead handle	\$1,090	\$1,200	\$1,310	\$1,420	\$1,420	\$1,475
	N5106	Deco single lever shower mixer with pressure balancing valve	\$1,230	\$1,355	\$1,480	\$1,600	\$1,600	\$1,665
	N5184	Deco overhead shower arm	\$445	\$490	\$535	\$580	\$580	\$605
	N5135	Deco 200mm easy-clean shower rose	\$655	\$725	\$790	\$855	\$855	\$885
	N5111	Deco ceiling shower outlet 100mm	\$370	\$410	\$445	\$485	\$485	\$500
	N5112	Deco ceiling shower outlet 300mm	\$430	\$475	\$520	\$560	\$560	\$585
	N5113	Deco ceiling shower outlet 600mm	\$520	\$575	\$625	\$680	\$680	\$705
	N5135	Deco 200mm easy-clean shower rose	\$655	\$725	\$790	\$855	\$855	\$885
	N5146	Deco wall outlet for handshower	\$340	\$375	\$410	\$445	\$445	\$460
	N5195	Deco easy-clean handshower on hose	\$550	\$605	\$660	\$715	\$715	\$745
	N5140	Deco sliding rail for handshower	\$995	\$1,095	\$1,195	\$1,295	\$1,295	\$1,345
	N5100	Deco fixed parking bracket for handshower	\$320	\$355	\$385	\$420	\$420	\$435







DECO SHOWERS

PERRIN & ROWE®
L O N D O N

IMAGE	CODE	DESCRIPTION	RRP PRICING INCL. GST					
			Chrome	Nickel	Pewter	Satin Brass	Polished Brass	Gold
			CP	NI	PF	SB	BR	IG
	SHOWER SET - D1C							
	N5184	Deco overhead shower arm	\$445	\$490	\$535	\$580	\$580	\$605
	N5135	Deco 200mm easy-clean shower rose	\$655	\$725	\$790	\$855	\$855	\$885
	N5106	Deco single lever shower mixer with pressure balancing valve	\$1,230	\$1,355	\$1,480	\$1,600	\$1,600	\$1,665
		TOTAL:	\$2,330	\$2,570	\$2,805	\$3,035	\$3,035	\$3,155
	SHOWER SET - D2C							
	N5140	Deco sliding rail for handshower	\$995	\$1,095	\$1,195	\$1,295	\$1,295	\$1,345
	N5146	Deco wall outlet for handshower	\$340	\$375	\$410	\$445	\$445	\$460
	N5195	Deco easy-clean handshower on hose	\$550	\$605	\$660	\$715	\$715	\$745
	N5106	Deco single lever shower mixer with pressure balancing valve	\$1,230	\$1,355	\$1,480	\$1,600	\$1,600	\$1,665
		TOTAL:	\$3,115	\$3,430	\$3,745	\$4,055	\$4,055	\$4,215
	SHOWER SET - D3C							
	N5184	Deco overhead shower arm	\$445	\$490	\$535	\$580	\$580	\$605
	N5135	Deco 200mm easy-clean shower rose	\$655	\$725	\$790	\$855	\$855	\$885
	N5140	Deco sliding rail for handshower	\$995	\$1,095	\$1,195	\$1,295	\$1,295	\$1,345
	N5146	Deco wall outlet for handshower	\$340	\$375	\$410	\$445	\$445	\$460
	N5195	Deco easy-clean handshower on hose	\$550	\$605	\$660	\$715	\$715	\$745
	N5141	Deco three way diverter - one inlet & two outlets with crosshead handle	\$970	\$1,070	\$1,165	\$1,265	\$1,265	\$1,310
	N5106	Deco single lever shower mixer with pressure balancing valve	\$1,230	\$1,355	\$1,480	\$1,600	\$1,600	\$1,665
		TOTAL:	\$5,185	\$5,715	\$6,235	\$6,755	\$6,755	\$7,015

DECO ACCESSORIES

IMAGE	CODE	DESCRIPTION	RRP PRICING INCL. GST					
			Chrome	Nickel	Pewter	Satin Brass	Polished Brass	Gold
			CP	NI	PF	SB	BR	IG
	N6122	Deco robe hook	\$220	\$245	\$265	\$290	\$290	\$300
	N6135	Deco towel ring	\$295	\$325	\$355	\$385	\$385	\$400
	N6140	Deco 450mm towel rail	\$595	\$655	\$715	\$775	\$775	\$805
	N6141	Deco 610mm towel rail	\$620	\$685	\$745	\$810	\$810	\$840
	N6148	Deco toilet roll holder	\$370	\$410	\$445	\$485	\$485	\$500





N6135 - Deco
towel ring



N3955 - CONTEMPORARY -
three hole basin mixer with
tubular spout & levers
N6703 - 32mm traditional
bottle trap with 35mm dia.
outlet pipe & wall flange

PERRIN & ROWE®
L O N D O N

CONTEMPORARY BATHROOM



CONTEMPORARY BASIN TAPS



PERRIN & ROWE®
L O N D O N

IMAGE	CODE	DESCRIPTION	RRP PRICING INCL. GST					
			Chrome	Nickel	Pewter	Satin Brass	Polished Brass	Gold
			CP	NI	PF	SB	BR	IG
	N3826	CONTEMPORARY - monobloc basin mixer with crossheads	\$970	\$1,070	\$1,165	\$1,265	\$1,265	\$1,310
	N3835	CONTEMPORARY - monobloc basin mixer with levers	\$970	\$1,070	\$1,165	\$1,265	\$1,265	\$1,310
	N3321	CONTEMPORARY - wall mounted basin set with 180mm modern spout & levers	\$920	\$1,015	\$1,105	\$1,200	\$1,200	\$1,245
	N3955	CONTEMPORARY - three hole basin mixer with tubular spout & levers	\$1,180	\$1,300	\$1,420	\$1,535	\$1,535	\$1,595

N3331 - CONTEMPORARY - wall valve set
with levers 20mm with wall mounted 210
modern bath spout



CONTEMPORARY BATH TAPS

IMAGE	CODE	DESCRIPTION	RRP PRICING INCL. GST					
			Chrome	Nickel	Pewter	Satin Brass	Polished Brass	Gold
			CP	NI	PF	SB	BR	IG
	N3331	CONTEMPORARY - wall valve set with levers 20mm with wall mounted 210 modern bath spout						
			\$1,090	\$1,205	\$1,310	\$1,425	\$1,425	\$1,475
	N3975	CONTEMPORARY - four hole bath set with tubular spout, levers & pencil handshower						
			\$1,560	\$1,720	\$1,875	\$2,030	\$2,030	\$2,110



CONTEMPORARY SHOWER COMPONENTS

PERRIN & ROWE®
L O N D O N

IMAGE	CODE	DESCRIPTION	RRP PRICING INCL. GST					
			Chrome CP	Nickel NI	Pewter PF	Satin Brass SB	Polished Brass BR	Gold IG
	N3054	Wall valve set with levers 20mm	\$620	\$685	\$745	\$810	\$810	\$840
	N3064	Single wall valve with lever 20mm	\$310	\$343	\$373	\$405	\$405	\$420
	N5806	Single lever pressure balanced shower mixer	\$1,230	\$1,355	\$1,480	\$1,600	\$1,600	\$1,665
	N5842	Three way single lever diverter (1 inlet & 2 outlets)	\$620	\$685	\$745	\$810	\$810	\$840
	N5862	Four way single lever diverter (1 inlet & 3 outlets)	\$680	\$750	\$820	\$885	\$885	\$920
	N5884	Overhead shower arm 90° bend for shower rose	\$370	\$410	\$445	\$485	\$485	\$500
	N5911 (shown)	Ceiling shower outlet 100mm	\$205	\$230	\$250	\$270	\$270	\$280
	N5912	Ceiling shower outlet 300mm	\$245	\$270	\$295	\$320	\$320	\$335
	N5913	Ceiling shower outlet 600mm	\$295	\$325	\$355	\$385	\$385	\$400
	N5245	Discus shower rose 200mm with easy clean plate	\$705	\$780	\$850	\$920	\$920	\$955
	N5300	Parking bracket	\$155	\$175	\$190	\$205	\$205	\$210
	N5302	Wall outlet with parking bracket	\$205	\$230	\$250	\$270	\$270	\$280







N5245 - Discus shower rose 200mm with easy clean plate
N5912 - Ceiling shower outlet 300mm

CONTEMPORARY SHOWER SETS

PERRIN & ROWE®
L O N D O N

 IMAGE	CODE	DESCRIPTION	RRP PRICING INCL. GST					
			Chrome	Nickel	Pewter	Satin Brass	Polished Brass	Gold
			CP	NI	PF	SB	BR	IG
SHOWER SET - C1C								
	N5840	600mm rail with sliding handshower parking bracket	\$870	\$960	\$1,045	\$1,135	\$1,135	\$1,175
	N5846	Wall outlet for handshower	\$145	\$160	\$175	\$190	\$190	\$200
	N5815	Easy clean handshower on hose	\$295	\$325	\$355	Handshower not available in these finishes.		
	N5806	Single lever pressure balanced shower mixer	\$1,230	\$1,355	\$1,480	\$1,600	\$1,600	\$1,665
		Total:	\$2,540	\$2,800	\$3,055			

SHOWER SET - C3C								
	N5884	Overhead shower arm 90° bend	\$370	\$410	\$445	\$485	\$485	\$500
	N5245	Discus shower rose 200mm with easy clean plate	\$705	\$780	\$850	\$920	\$920	\$955
	N5806	Single lever pressure balanced shower mixer	\$1,230	\$1,355	\$1,480	\$1,600	\$1,600	\$1,665
	Total:		\$2,305	\$2,545	\$2,775	\$3,005	\$3,005	\$3,120






N5815 - Easy-clean handshower on hose
N5840 - 600mm rail with sliding handshower parking bracket
N5846 - Wall outlet for handshower (not shown)




N5815 - Easy-clean handshower on hose

CONTEMPORARY SHOWER SETS


PERRIN & ROWE®
L O N D O N

IMAGE	CODE	DESCRIPTION	RRP PRICING INCL. GST					
			Chrome	Nickel	Pewter	Satin Brass	Polished Brass	Gold
			CP	NI	PF	SB	BR	IG
	SHOWER SET - C4C							
	N5884	Overhead shower arm 90° bend	\$370	\$410	\$445	\$485	\$485	\$500
	N5245	Discus shower rose 200mm with easy clean plate	\$705	\$780	\$850	\$920	\$920	\$955
	N5840	600mm rail with sliding handshower parking bracket	\$870	\$960	\$1,045	\$1,135	\$1,135	\$1,175
	N5846	Wall outlet for handshower	\$145	\$160	\$175	\$190	\$190	\$200
	N5815	Easy clean handshower on hose	\$295	\$325	\$355	Handshower not available in these finishes.		
	N5842	Three way diverter	\$620	\$685	\$745	\$810	\$810	\$840
	N5806	Single lever pressure balanced shower mixer	\$1,230	\$1,355	\$1,480	\$1,600	\$1,600	\$1,665
	Total:	\$4,235	\$4,675	\$5,095				

	SHOWER SET - C6C							
	N5300	Contemporary parking bracket	\$155	\$175	\$190	\$205	\$205	\$210
	N5846	Wall outlet for handshower	\$145	\$160	\$175	\$190	\$190	\$200
	N5815	Easy clean handshower on hose	\$295	\$325	\$355	Handshower not available in these finishes.		
	N5806	Single lever pressure balanced shower mixer	\$1,230	\$1,355	\$1,480	\$1,600	\$1,600	\$1,665
		Total:	\$1,825	\$2,015	\$2,200			

CONTEMPORARY SHOWER SETS

PERRIN & ROWE®
L O N D O N

IMAGE	CODE	DESCRIPTION	RRP PRICING INCL. GST					
			Chrome	Nickel	Pewter	Satin Brass	Polished Brass	Gold
			CP	NI	PF	SB	BR	IG
	SHOWER SET - C7C							
	N5884	Overhead shower arm 90° bend	\$370	\$410	\$445	\$485	\$485	\$500
	N5245	Discus shower rose 200mm with easy clean plate	\$705	\$780	\$850	\$920	\$920	\$955
	N5840	600mm rail with sliding handshower parking bracket	\$870	\$960	\$1,045	\$1,135	\$1,135	\$1,175
	N5846	Wall outlet for handshower	\$145	\$160	\$175	\$190	\$190	\$200
	N5810	Multi-function handshower on hose	\$430	\$475	\$520	Handshower not available in these finishes.		
	N5842	Three way diverter	\$620	\$685	\$745	\$810	\$810	\$840
	N5806	Single lever pressure balanced shower mixer	\$1,230	\$1,355	\$1,480	\$1,600	\$1,600	\$1,665
Total:		\$4,370	\$4,825	\$5,260				

SHOWER SET - C8C								
	N5884	Overhead shower arm 90° bend	\$370	\$410	\$445	\$485	\$485	\$500
	N5245	Discus shower rose 200mm with easy clean plate	\$705	\$780	\$850	\$920	\$920	\$955
	N5840	600mm rail with sliding handshower parking bracket	\$870	\$960	\$1,045	\$1,135	\$1,135	\$1,175
	N5846	Wall outlet for handshower	\$145	\$160	\$175	\$190	\$190	\$200
	N5387METH	Inclined handshower on hose with metal handle	\$600	\$661	\$721	\$782	\$782	\$812
	N5842	Three way diverter	\$620	\$685	\$745	\$810	\$810	\$840
	N5806	Single lever pressure balanced shower mixer	\$1,230	\$1,355	\$1,480	\$1,600	\$1,600	\$1,665
Total:			\$4,540	\$5,011	\$5,461	\$5,922	\$5,922	\$6,147





N5810 - Multi-function handshower on hose









CONTEMPORARY ACCESSORIES

PERRIN & ROWE®
L O N D O N

IMAGE	CODE	DESCRIPTION	RRP PRICING INCL. GST					
			Chrome	Nickel	Pewter	Satin Brass	Polished Brass	Gold
			CP	NI	PF	SB	BR	IG
ACCESSORIES								
	N6421	Single hook	\$155	\$175	\$190	\$205	\$205	\$210
	N6422	Double hook	\$170	\$190	\$205	\$225	\$225	\$230
	N6434	Towel ring	\$165	\$185	\$200	\$215	\$215	\$225
	N6461	Single towel rail 610mm (can be shortened on site)	\$380	\$420	\$460	\$495	\$495	\$515
	N6416	Single level corner basket	\$400	\$440	\$480	\$520	\$520	\$540
	N6452	260mm Bottle basket	\$440	\$485	\$530	\$575	\$575	\$595



CONTEMPORARY ACCESSORIES & WASTES

IMAGE	CODE	DESCRIPTION	RRP PRICING INCL. GST					
			Chrome	Nickel	Pewter	Satin Brass	Polished Brass	Gold
			CP	NI	PF	SB	BR	IG
	N6447	Simple or spare paper holder	\$275	\$305	\$330	\$360	\$360	\$375
	N6448	Paper holder with hinged bar	\$425	\$470	\$510	\$555	\$555	\$575
	N6438	Wall mounted toilet brush In case of an accident, Perrin & Rowe replacement parts are available as below.	\$620	\$685	\$745	\$810	\$810	\$840
	9.30439	PARTS - Bone china toilet brush holder	\$160					
	9.26437	PARTS - Black replacement toilet brush head	\$45					
WASTES & BOTTLE TRAPS								
NOTE: AVAILABLE TO PURCHASERS OF PERRIN & ROWE TAPWARE ONLY								
	N6705	32mm slotted push button waste	\$95	\$135	\$145	\$160	\$160	\$165
	N6706	32mm unslotted push button waste	\$95	\$135	\$145	\$160	\$160	\$165
	N6800	32mm slotted push button waste	\$120	\$135	\$145	\$160	\$160	\$165
	N6806	32mm unslotted push button waste	\$120	\$135	\$145	\$160	\$160	\$165
	N6303	32mm Contemporary bottle trap with 35mm dia. outlet pipe & wall flange	\$295	\$325	\$355	\$385	\$385	\$400



PERRIN & ROWE®
L O N D O N

CLASSICAL BATHROOM

CLASSICAL BASIN TAPS

PERRIN & ROWE®
L O N D O N

IMAGE	CODE	DESCRIPTION	RRP PRICING INCL. GST					
			Chrome CP	Nickel NI	Pewter PF	Satin Brass SB	Polished Brass BR	Gold IG
	N3705	Three hole basin mixer with low spout & levers	\$1,120	\$1,235	\$1,345	\$1,460	\$1,460	\$1,515
	N3706	Three hole basin mixer with low spout & crossheads	\$1,120	\$1,235	\$1,345	\$1,460	\$1,460	\$1,515
	N3560	Wall mounted basin set with low spout & levers	\$745	\$820	\$895	\$970	\$970	\$1,010
	N3561	Wall mounted basin set with low spout & crossheads	\$745	\$820	\$895	\$970	\$970	\$1,010
	N3475	Pair of basin pillar taps with levers	\$745	\$820	\$895	\$970	\$970	\$1,010
	N3476	Pair of basin pillar taps with crossheads	\$745	\$820	\$895	\$970	\$970	\$1,010
	N3626	Monobloc basin mixer with crossheads	\$970	\$1,070	\$1,165	\$1,265	\$1,265	\$1,310
	N3635	Monobloc basin mixer with levers	\$970	\$1,070	\$1,165	\$1,265	\$1,265	\$1,310
	NPORBTS	Upgrade a classical basin tap with standard white porcelain handle to black porcelain handle (price per lever)	\$50	\$50	\$50	\$50	\$50	\$50
	NMETS	Upgrade a classical basin tap with standard white porcelain handle to matching metal handle (price per lever)	\$35	\$40	\$45	\$50	\$50	\$50
	NWALNTS	Upgrade a classical basin tap with standard white porcelain handle to walnut handle (price per lever)	\$120	\$120	\$120	\$120	\$120	\$120








Project: Matchpoint
Interiors: We are Duet
Styling: Megan Morton
Architect: AJH+
Photography: Anson Smart



N3560 - Wall mounted basin
set with low spout & custom
metal levers in pewter finish

CLASSICAL BATH TAPS

PERRIN & ROWE®
L O N D O N

IMAGE	CODE	DESCRIPTION	RRP PRICING INCL. GST						
			Chrome	Nickel	Pewter	Satin Brass	Polished Brass	Gold	
			CP	NI	PF	SB	BR	IG	
	N35101	Bath/shower mixer on wall unions with levers & handshower in cradle							
		Bath filler component codes: N3530+N6381+N5380	\$2,055	\$2,265	\$2,470	\$2,675	\$2,675	\$2,775	
	NPORBH	Upgrade to a Black porcelain handshower handle	\$85	\$85	\$85	\$85	\$85	\$85	
	NPORBBS	Upgrade to a Black porcelain short diverter lever for bath/shower mixer with lever handles	\$75	\$75	\$75	\$75	\$75	\$75	
	NPORBTS	Upgrade to a black porcelain lever insert for basin, bidet & bath taps (per lever)	\$50	\$50	\$50	\$50	\$50	\$50	
		Total N35101 with Black porcelain detailing	\$2,315	\$2,525	\$2,730	\$2,935	\$2,935	\$3,035	
	NMETH	Upgrade to a solid brass handshower handle in matching finish	\$105	\$116	\$126	\$137	\$137	\$142	
	NMETBS	Upgrade to a solid brass short diverter lever for bath/shower mixer with lever handles in matching finish	\$70	\$80	\$85	\$95	\$95	\$95	
	NMETS	Upgrade to a solid brass lever insert for taps in matching finish (per lever)	\$35	\$40	\$45	\$50	\$50	\$50	
		Total N35101 with Matching metal detailing	\$2,300	\$2,541	\$2,771	\$3,007	\$3,007	\$3,112	
	NWALNH	Upgrade to a walnut handle handshower handle	\$170	\$170	\$170	\$170	\$170	\$170	
	NWALNBS	Upgrade to a walnut short diverter lever for bath/shower mixer with lever handles	\$150	\$150	\$150	\$150	\$150	\$150	
	NWALNTS	Upgrade a classical basin tap with standard white porcelain handle to walnut handle (price per lever)	\$120	\$120	\$120	\$120	\$120	\$120	
		Total N35101 with Walnut detailing	\$2,615	\$2,825	\$3,030	\$3,235	\$3,235	\$3,335	
	N35111	Bath/shower mixer on wall unions with crossheads & handshower in cradle							
		Component codes: N3531+N6381+N5380	\$2,055	\$2,265	\$2,470	\$2,675	\$2,675	\$2,775	








N35101 - Bath/shower mixer on wall unions with levers and a handshower in a cradle in gold finish with custom black porcelain handles including pair of NPORBTS + NPORBH + NPORBBS

Project: Matchpoint
Interiors: We are Duet
Styling: Megan Morton
Architect: AJH+
Photography: Anson Smart







N35201 - Bath/shower mixer on freestanding floorlegs with levers & handshower in cradle in nickel finish above the York bath

CLASSICAL BATH TAPS

IMAGE	CODE	DESCRIPTION	RRP PRICING INCL. GST					
			Chrome	Nickel	Pewter	Satin Brass	Polished Brass	Gold
			CP	NI	PF	SB	BR	IG
	N35201	Bath/shower mixer on floorlegs with levers and a handshower in a cradle Bath filler component codes: N3530+N6388+N5380	\$3,150	\$3,470	\$3,785	\$4,100	\$4,100	\$4,255
	N35201	Bath/shower mixer on floorlegs with levers and a handshower in a cradle Bath filler component codes: N3530+N6388+N5380	\$3,150	\$3,470	\$3,785	\$4,100	\$4,100	\$4,255
	NPORBH	Upgrade to a Black porcelain handshower handle	\$85	\$85	\$85	\$85	\$85	\$85
	NPORBBS	Upgrade to a Black porcelain short diverter lever for bath/shower mixer with levers	\$75	\$75	\$75	\$75	\$75	\$75
	NPORBTS	Upgrade to a black porcelain lever insert for basin, bidet & bath taps (per lever)	\$50	\$50	\$50	\$50	\$50	\$50
	Total N35201 with Black porcelain detailing		\$3,410	\$3,730	\$4,045	\$4,360	\$4,360	\$4,515
	N35201	Bath/shower mixer on floorlegs with levers and a handshower in a cradle Bath filler component codes: N3530+N6388+N5380	\$3,150	\$3,470	\$3,785	\$4,100	\$4,100	\$4,255
	NMETH	Upgrade to a solid brass handshower handle in matching finish	\$105	\$116	\$126	\$137	\$137	\$142
	NMETBS	Upgrade to a solid brass short diverter lever for bath/shower mixer with levers in matching finish	\$70	\$80	\$85	\$95	\$95	\$95
	NMETS	Upgrade to a solid brass lever insert for taps in matching finish (per lever)	\$35	\$40	\$45	\$50	\$50	\$50
	Total N35201 with Matching metal detailing		\$3,395	\$3,746	\$4,086	\$4,432	\$4,432	\$4,592

CLASSICAL BATH TAPS

PERRIN & ROWE®
L O N D O N

IMAGE	CODE	DESCRIPTION	RRP PRICING INCL. GST					
			Chrome CP	Nickel NI	Pewter PF	Satin Brass SB	Polished Brass BR	Gold IG
	N35201	Bath/shower mixer on floorlegs with levers and a handshower in a cradle Bath filler component codes: N3530+N6388+N5380	\$3,150	\$3,470	\$3,785	\$4,100	\$4,100	\$4,255
	NWALNH	Upgrade to a walnut handle handshower handle	\$170	\$170	\$170	\$170	\$170	\$170
	NWALNBS	Upgrade to a walnut short diverter lever for bath/shower mixer with levers	\$150	\$150	\$150	\$150	\$150	\$150
	NWALNTS	Upgrade a classical basin tap with standard white porcelain handle to walnut handle (price per lever)	\$120	\$120	\$120	\$120	\$120	\$120
		Total N35201 with Walnut detailing	\$3,710	\$4,030	\$4,345	\$4,660	\$4,660	\$4,815
	N35211	Bath/shower mixer on floorlegs with crossheads and a handshower in a cradle Bath filler component codes: N3531+N6388+N5380	\$3,150	\$3,470	\$3,785	\$4,100	\$4,100	\$4,255
	N3581	Wall valve set with crossheads and low bath spout	\$1,025	\$1,135	\$1,235	\$1,340	\$1,340	\$1,390
	N3580	Wall valve set with levers and low bath spout	\$1,025	\$1,135	\$1,235	\$1,340	\$1,340	\$1,390
	NPORBTS	BLACK UPGRADE - upgrade a classical basin tap with standard white porcelain handle to black porcelain handle (price per lever)	\$50	\$50	\$50	\$50	\$50	\$50
	NMETS	METAL UPGRADE - upgrade a classical basin tap with standard white porcelain handle to matching metal handle (price per lever)	\$35	\$40	\$45	\$50	\$50	\$50
	NWALNTS	WALNUT UPGRADE - upgrade a classical basin tap with standard white porcelain handle to walnut handle (price per lever)	\$120	\$120	\$120	\$120	\$120	\$120

CLASSICAL SHOWER COMPONENTS

PERRIN & ROWE®
L O N D O N






IMAGE	CODE	DESCRIPTION	RRP PRICING INCL. GST					
			Chrome CP	Nickel NI	Pewter PF	Satin Brass SB	Polished Brass BR	Gold IG
	N3230	Wall valve set with levers	\$620	\$685	\$745	\$810	\$810	\$840
	N3231	Wall valve set with crossheads	\$620	\$685	\$745	\$810	\$810	\$840
	N5506	Single lever pressure balanced shower mixer	\$1,230	\$1,355	\$1,480	\$1,600	\$1,600	\$1,665
	N3240	Single wall valve with lever - no HOT/COLD indice	\$305	\$340	\$370	\$400	\$400	\$415
	N5542	Three way diverter (1 inlet & 2 outlets)	\$620	\$685	\$745	\$810	\$810	\$840
	N5562	Four way diverter (1 inlet & 3 outlets)	\$680	\$750	\$820	\$885	\$885	\$920
	N5550	Exposed dual-control thermostatic shower mixer	\$1,850	\$2,035	\$2,220	\$2,405	\$2,405	\$2,500
	N5555	Concealed dual-control thermostatic shower mixer	\$1,850	\$2,035	\$2,220	\$2,405	\$2,405	\$2,500
	N5396	Secondary outlet for second shower from 5555 mixer	\$85	\$95	\$105	\$115	\$115	\$115

Project: Matchpoint
Interiors: We are Duet
Styling: Megan Morton
Architect: AJH+
Photography: Anson Smart

N5313 - Ceiling shower outlet 600mm
N5204 - Shower rose 310mm
with perforated plate
N5387 - Inclined handshower on hose
N5546 - Wall outlet for handshower
N5540 - 600mm rail with sliding
handshower parking bracket
N3230 - Wall valve set with levers
N5542 - Three way diverter
METAL UPGRADE - upgraded to
matching metal handles



CLASSICAL SHOWER COMPONENTS

PERRIN & ROWE®
L O N D O N

IMAGE	CODE	DESCRIPTION	RRP PRICING INCL. GST					
			Chrome CP	Nickel NI	Pewter PF	Satin Brass SB	Polished Brass BR	Gold IG
	N5384	Overhead shower arm	\$370	\$410	\$445	\$485	\$485	\$500
	N5712	Gooseneck shower arm	\$370	\$410	\$445	\$485	\$485	\$500
	N5311	Ceiling shower outlet 100mm	\$205	\$230	\$250	\$270	\$270	\$280
	N5312	Ceiling shower outlet 300mm	\$245	\$270	\$295	\$320	\$320	\$335
	N5313	Ceiling shower outlet 600mm	\$295	\$325	\$355	\$385	\$385	\$400
	N5204 (shown)	Shower rose 310mm with perforated plate	\$745	\$820	\$895	\$970	\$970	\$1,010
	N5249	Shower rose 310mm with easy clean plate (for areas with limescale problems)	\$930	\$1,025	\$1,120	\$1,210	\$1,210	\$1,260
	N5205 (shown)	Shower rose 200mm with perforated plate	\$430	\$475	\$520	\$560	\$560	\$585
	N5250	Shower rose 200mm with easy clean plate (for areas with limescale problems)	\$555	\$615	\$670	\$725	\$725	\$750
	N5251 (shown)	Shower rose 150mm with easy clean plate (for areas with limescale problems)	\$430	\$475	\$520	\$560	\$560	\$585

CLASSICAL SHOWER SETS

PERRIN & ROWE®
L O N D O N

IMAGE	CODE	DESCRIPTION	RRP PRICING INCL. GST					
			Chrome	Nickel	Pewter	Satin Brass	Polished Brass	Gold
			CP	NI	PF	SB	BR	IG
	SHOWER SET - 1C							
	N5387	Inclined handshower on hose	\$495	\$545	\$595	\$645	\$645	\$670
	N5546	Wall outlet for handshower	\$145	\$160	\$175	\$190	\$190	\$200
	N5540	600mm rail with sliding handshower parking bracket	\$870	\$960	\$1,045	\$1,135	\$1,135	\$1,175
	N5506	Single lever pressure balanced shower mixer with white porcelain lever	\$1,230	\$1,355	\$1,480	\$1,600	\$1,600	\$1,665
	Total with White Porcelain Detailing:		\$2,740	\$3,020	\$3,295	\$3,570	\$3,570	\$3,710
	Total with Matching Metal Detailing:		\$2,915	\$3,216	\$3,511	\$3,807	\$3,807	\$3,952
	Total with Black Porcelain Detailing:		\$2,925	\$3,205	\$3,480	\$3,755	\$3,755	\$3,895
Total with Walnut Detailing:		\$3,150	\$3,430	\$3,705	\$3,980	\$3,980	\$4,120	
	SHOWER SET - 2C							
	N5312	Ceiling shower outlet 300mm	\$245	\$270	\$295	\$320	\$320	\$335
	N5205	Shower rose 200mm with perforated plate	\$430	\$475	\$520	\$560	\$560	\$585
	N5506	Single lever pressure balanced shower mixer with white porcelain lever	\$1,230	\$1,355	\$1,480	\$1,600	\$1,600	\$1,665
	Total with White Porcelain Detailing:		\$1,905	\$2,100	\$2,295	\$2,480	\$2,480	\$2,585
	Total with Matching Metal Detailing:		\$1,940	\$2,140	\$2,340	\$2,530	\$2,530	\$2,635
	Total with Black Porcelain Detailing:		\$1,955	\$2,150	\$2,345	\$2,530	\$2,530	\$2,635
	Total with Walnut Detailing:		\$2,025	\$2,220	\$2,415	\$2,600	\$2,600	\$2,705
	SHOWER SET - 3C							
	N5384	Overhead shower arm	\$370	\$410	\$445	\$485	\$485	\$500
	N5205	Shower rose 200mm w perforated plate	\$430	\$475	\$520	\$560	\$560	\$585
	N5506	Single lever pressure balanced shower mixer with white porcelain lever	\$1,230	\$1,355	\$1,480	\$1,600	\$1,600	\$1,665
	Total with White Porcelain Detailing:		\$2,030	\$2,240	\$2,445	\$2,645	\$2,645	\$2,750
	Total with Matching Metal Detailing:		\$2,065	\$2,280	\$2,490	\$2,695	\$2,695	\$2,800
	Total with Black Porcelain Detailing:		\$2,080	\$2,290	\$2,495	\$2,695	\$2,695	\$2,800
	Total with Walnut Detailing:		\$2,150	\$2,360	\$2,565	\$2,765	\$2,765	\$2,870
	SHOWER SET - 4C							
	N5384	Overhead shower arm	\$370	\$410	\$445	\$485	\$485	\$500
	N5205	Shower rose 200mm w perforated plate	\$430	\$475	\$520	\$560	\$560	\$585
	N5387	Inclined handshower on hose	\$495	\$545	\$595	\$645	\$645	\$670
	N5546	Wall outlet for handshower	\$145	\$160	\$175	\$190	\$190	\$200
	N5540	600mm rail with sliding handshower parking bracket	\$870	\$960	\$1,045	\$1,135	\$1,135	\$1,175
	N5542	Three way diverter (1 inlet & 2 outlets)	\$620	\$685	\$745	\$810	\$810	\$840
	N5506	Single lever pressure balanced shower mixer with white porcelain lever	\$1,230	\$1,355	\$1,480	\$1,600	\$1,600	\$1,665
	Total with White Porcelain Detailing:		\$4,160	\$4,590	\$5,005	\$5,425	\$5,425	\$5,635
	Total with Matching Metal Detailing:		\$4,370	\$4,826	\$5,266	\$5,712	\$5,712	\$5,927
	Total with Black Porcelain Detailing:		\$4,395	\$4,825	\$5,240	\$5,660	\$5,660	\$5,870
	Total with Walnut Detailing:		\$4,690	\$5,120	\$5,535	\$5,955	\$5,955	\$6,165









N5313 - Ceiling shower outlet 600mm
N5205 - Shower rose 200mm
with perforated plate
N5387 - Inclined handshower on hose
N5546 - Wall outlet for handshower
N5540 - 600mm rail with sliding
handshower parking bracket
N3230 - Wall valve set with levers
N5542 - Three way diverter
METAL UPGRADE - upgraded to
matching metal handles

CLASSICAL SHOWER SETS

PERRIN & ROWE®
L O N D O N


IMAGE	CODE	DESCRIPTION	RRP PRICING INCL. GST					
 			Chrome	Nickel	Pewter	Satin Brass	Polished Brass	Gold
			CP	NI	PF	SB	BR	IG
	SHOWER SET - 9C							
	N5205	Shower rose 200mm w perforated plate	\$430	\$475	\$520	\$560	\$560	\$585
	N5591	Shower riser wall outlet	\$170	\$190	\$205	\$225	\$225	\$230
	N5391	90 degree shower riser 1000mm (Overall height of shower - top of riser pipe to centre of outlet 1021.50mm)	\$620	\$685	\$745	\$810	\$810	\$840
	N5506	Single lever pressure balanced shower mixer with white porcelain lever	\$1,230	\$1,355	\$1,480	\$1,600	\$1,600	\$1,665
		Total with White Porcelain Detailing:	\$2,450	\$2,705	\$2,950	\$3,195	\$3,195	\$3,320
		Total with Matching Metal Detailing:	\$2,485	\$2,745	\$2,995	\$3,245	\$3,245	\$3,370
	Total with Black Porcelain Detailing:	\$2,500	\$2,755	\$3,000	\$3,245	\$3,245	\$3,370	
	Total with Walnut Detailing:	\$2,570	\$2,825	\$3,070	\$3,315	\$3,315	\$3,440	


 	SHOWER SET - 10C							
	N5205	Shower rose 200mm	\$430	\$475	\$520	\$560	\$560	\$585
	N5591	Shower riser wall outlet	\$170	\$190	\$205	\$225	\$225	\$230
	N5383	Riser mounted diverter, handshower & sliding handshower bracket	\$1,430	\$1,575	\$1,720	\$1,860	\$1,860	\$1,935
	N5391	90 degree shower riser 1000mm (Overall height of shower - top of riser pipe to centre of mixer 1281.50mm)	\$620	\$685	\$745	\$810	\$810	\$840
	N5506	Single lever pressure balanced shower mixer with white porcelain lever	\$1,230	\$1,355	\$1,480	\$1,600	\$1,600	\$1,665
	Total with White Porcelain Detailing:		\$3,880	\$4,280	\$4,670	\$5,055	\$5,055	\$5,255
	Total with Matching Metal Detailing:		\$4,090	\$4,516	\$4,931	\$5,342	\$5,342	\$5,547
	Total with Black Porcelain Detailing:		\$4,115	\$4,515	\$4,905	\$5,290	\$5,290	\$5,490
	Total with Walnut Detailing:		\$4,410	\$4,810	\$5,200	\$5,585	\$5,585	\$5,785



CLASSICAL SHOWER SETS







PERRIN & ROWE®
L O N D O N

IMAGE	CODE	DESCRIPTION	RRP PRICING INCL. GST					
			Chrome	Nickel	Pewter	Satin Brass	Polished Brass	Gold
			CP	NI	PF	SB	BR	IG
	SHOWER SET - 11A							
	N5205	Shower rose 200mm	\$430	\$475	\$520	\$560	\$560	\$585
	N5391	90 degree shower riser 1000mm (Overall height of shower - top of riser pipe to centre of mixer 1054.50mm)	\$620	\$685	\$745	\$810	\$810	\$840
	N5513	Two handle combination mixer with crossheads and top outlet	\$980	\$1,080	\$1,180	\$1,275	\$1,275	\$1,325
		Total with White Porcelain Detailing:	\$2,030	\$2,240	\$2,445	\$2,645	\$2,645	\$2,750

	SHOWER SET - 11B							
	N5205	Shower rose 200mm	\$430	\$475	\$520	\$560	\$560	\$585
	N5391	90 degree shower riser 1000mm (Overall height of shower - top of riser pipe to centre of mixer 1054.50mm)	\$620	\$685	\$745	\$810	\$810	\$840
	N5512	Two handle combination mixer with white porcelain levers & top outlet	\$980	\$1,080	\$1,180	\$1,275	\$1,275	\$1,325
	Total with White Porcelain Detailing:		\$2,030	\$2,240	\$2,445	\$2,645	\$2,645	\$2,750
	Total with Matching Metal Detailing:		\$2,100	\$2,320	\$2,535	\$2,745	\$2,745	\$2,850
Total with Black Porcelain Detailing:			\$2,130	\$2,340	\$2,545	\$2,745	\$2,745	\$2,850
Total with Walnut Detailing:			\$2,270	\$2,480	\$2,685	\$2,885	\$2,885	\$2,990

CLASSICAL SHOWER SETS

PERRIN & ROWE®
L O N D O N

IMAGE	CODE	DESCRIPTION	RRP PRICING INCL. GST					
			Chrome	Nickel	Pewter	Satin Brass	Polished Brass	Gold
			CP	NI	PF	SB	BR	IG
	SHOWER SET - 12A							
	N5205	Shower rose 200mm	\$430	\$475	\$520	\$560	\$560	\$585
	N5383	Riser mounted diverter, handshower & sliding handshower bracket	\$1,430	\$1,575	\$1,720	\$1,860	\$1,860	\$1,935
	N5391	90 degree shower riser 1000mm (Overall height of shower - top of riser pipe to centre of mixer 1314.50mm)	\$620	\$685	\$745	\$810	\$810	\$840
	N5513	Two handle combination mixer with crossheads and top outlet	\$980	\$1,080	\$1,180	\$1,275	\$1,275	\$1,325
	Total with White Porcelain Detailing:		\$3,460	\$3,815	\$4,165	\$4,505	\$4,505	\$4,685
	SHOWER SET - 12B							
	N5205	Shower rose 200mm	\$430	\$475	\$520	\$560	\$560	\$585
	N5383	Riser mounted diverter, handshower & sliding handshower bracket	\$1,430	\$1,575	\$1,720	\$1,860	\$1,860	\$1,935
	N5391	90 degree shower riser 1000mm (Overall height of shower - top of riser pipe to centre of mixer 1314.50mm)	\$620	\$685	\$745	\$810	\$810	\$840
	N5512	Two handle combination mixer with white porcelain levers & top outlet	\$980	\$1,080	\$1,180	\$1,275	\$1,275	\$1,325
	Total with White Porcelain Detailing:		\$3,460	\$3,815	\$4,165	\$4,505	\$4,505	\$4,685
	Total with Matching Metal Detailing:		\$3,705	\$4,091	\$4,471	\$4,842	\$4,842	\$5,027
	Total with Black Porcelain Detailing:		\$3,745	\$4,100	\$4,450	\$4,790	\$4,790	\$4,970
	Total with Walnut Detailing:		\$4,110	\$4,465	\$4,815	\$5,155	\$5,155	\$5,335
	SHOWER SET - 7E							
	N5205	Shower rose 200mm	\$430	\$475	\$520	\$560	\$560	\$585
	N5383	Riser mounted diverter, handshower & sliding handshower bracket	\$1,430	\$1,575	\$1,720	\$1,860	\$1,860	\$1,935
	N5391	90 degree shower riser 1000mm (Overall height of shower - top of riser pipe to centre of mixer 1352.50mm)	\$620	\$685	\$745	\$810	\$810	\$840
	N5550	Exposed dual-control thermostatic shower mixer	\$1,850	\$2,035	\$2,220	\$2,405	\$2,405	\$2,500
	Total with White Porcelain Detailing:		\$4,330	\$4,770	\$5,205	\$5,635	\$5,635	\$5,860
	Total with Matching Metal Detailing:		\$4,575	\$5,046	\$5,511	\$5,972	\$5,972	\$6,202
	Total with Black Porcelain Detailing:		\$4,615	\$5,055	\$5,490	\$5,920	\$5,920	\$6,145
	Total with Walnut Detailing:		\$4,980	\$5,420	\$5,855	\$6,285	\$6,285	\$6,510















Shower set 12A in satin brass
with N6968 soap basket

CLASSICAL ACCESSORIES

PERRIN & ROWE®
L O N D O N

IMAGE	CODE	DESCRIPTION	RRP PRICING INCL. GST					
			Chrome CP	Nickel NI	Pewter PF	Satin Brass SB	Polished Brass BR	Gold IG
	N6921	Single hook	\$155	\$175	\$190	\$205	\$205	\$210
	N6922	Double hook	\$170	\$190	\$205	\$225	\$225	\$230
	N6935	Towel ring	\$165	\$185	\$200	\$215	\$215	\$225
	N6969	Single tumbler holder*	\$270	\$300	\$325	\$355	\$355	\$365
	N6928	Soap tray with porcelain holder*	\$335	\$370	\$405	\$440	\$440	\$455
	N6972	Freestanding soap basket with tray*	\$320	\$355	\$385	\$420	\$420	\$435
	N6968	Sliding rail soap basket	\$320	\$355	\$385	\$420	\$420	\$435
	N6916	Single level corner basket	\$400	\$440	\$480	\$520	\$520	\$540
	N6952	260mm bottle basket 75mm deep, Internal width 72mm	\$440	\$485	\$530	\$575	\$575	\$595
	N6962	510mm bottle basket 75mm deep & soap tray. Internal width 92mm.	\$605	\$670	\$730	\$790	\$790	\$820



CLASSICAL ACCESSORIES

PERRIN & ROWE®
L O N D O N

IMAGE	CODE	DESCRIPTION	RRP PRICING INCL. GST					
			Chrome CP	Nickel NI	Pewter PF	Satin Brass SB	Polished Brass BR	Gold IG
	N6941	Single towel rail 648mm (can be shortened on site)	\$315	\$350	\$380	\$410	\$410	\$430
	N6960	Paper holder with hinged bar	\$365	\$405	\$440	\$475	\$475	\$495
	N6947	Simple or spare paper holder (can be installed facing upwards or to one side.)	\$275	\$305	\$330	\$360	\$360	\$375
	N6947-H2	Double height spare paper holder	\$320	\$355	\$385	\$420	\$420	\$435
	N6939	Double paper holder	\$400	\$440	\$480	\$520	\$520	\$540
	N6938	Wall mounted toilet brush*	\$620	\$685	\$745	\$810	\$810	\$840

REPLACEMENT PARTS

*In case of an accident, the following Perrin & Rowe replacement parts are available:

9.30925	Bone china tumbler	\$45
9.30928	Oval bone china soap dish & tray	\$95
9.26961	Rectangular bone china soap tray	\$45
9.26957	Glass shelf 500 x 115	\$85
9.30439	Bone china toilet brush holder	\$160
9.26437	Black replacement toilet brush head	\$45

DECO BATHROOMWARE



N2933 - Art Deco 630mm handbasin
N2934 - Art Deco Pedestal
N3141 - Deco three hole basin set
with lever handles

ART DECO SUITE

PERRIN & ROWE®
L O N D O N


IMAGE	CODE	PRODUCT DESCRIPTION	RRP PRICING INCL. GST						
			White Porcelain	Chrome	Nickel	Pewter	Satin Brass	Polished Brass	Gold
				CP	NI	PF	SB	BR	IG
	N2930/1/2/3	Art Deco 630mm handbasin (zero, one, two or three tap holes)*	\$1,440						
	N2934	Art Deco pedestal for N2931/2/3 and N2950/1/2	\$830						
	Total (N2933 + N2934):		\$2,270						
	HHCS-ART-630-CS	Add Basin Stand to suit Art Deco 630mm handbasin without shelf		\$2,050	\$2,225	\$2,460	\$2,770	\$2,050	\$2,050
	Total (N2933 + stand):			\$3,490	\$2,225	\$2,460	\$2,770	\$2,050	\$2,050
	HHCS-ART-630SF-CS	Add Basin Stand to suit Art Deco 630mm handbasin with shelf		\$3,550	\$3,905	\$4,260	\$3,550	\$3,550	\$4,795
	Total (N2933 + stand):			\$4,990	\$3,905	\$4,260	\$3,550	\$3,550	\$4,795
	N2950/1/2	Art Deco 525mm powder room handbasin (zero, one or two holes)	\$845						
	N2934	Art Deco pedestal for N2931/2/3 and N2950/1/2	\$830						
	Total (N2952 + N2934):		\$1,675						
	HHCS-ART-525-CS	Basin Stand to suit Art Deco 630mm handbasin without shelf		\$1,950	\$2,145	\$2,340	\$2,635	\$1,950	\$1,950
	Total (N2952 + Stand):			\$2,795	\$2,990	\$3,185	\$3,480	\$2,795	\$2,795
	HHCS-ART-525SF-CS	Basin Stand to suit Art Deco 525mm powder room handbasin with shelf		\$4,295	\$4,640	\$4,985	\$4,295	\$4,295	\$5,505
	Total (N2952 + Stand):			\$4,295	\$4,640	\$4,985	\$4,295	\$4,295	\$5,505
	N6705	32mm slotted push button waste (only available for purchase with other Perrin & Rowe items)		\$95	\$135	\$145	\$160	\$160	\$165
	N6703	32mm traditional bottle trap with 35mm dia. outlet pipe & wall flange (only available for purchase with other Perrin & Rowe items)		\$195	\$215	\$235	\$255	\$255	\$265
	N2937B	Art Deco close coupled WC pan and cistern with concealed bottom or S outlet (seat sold separately)***WELS THREE STARS 4 litres average flush, 6 L per full flush / 3 L per half flush. Licence no. 0150 Component codes: N2944 + N2936	\$2,450						

NOTE: Please check stock availability of Perrin & Rowe bathroomware with the In Residence sales team prior to committing to these items for your project.

WWW.PERRINANDROWE.CO.NZ

EDWARDIAN SUITE







PERRIN & ROWE®
L O N D O N

IMAGE	CODE	PRODUCT DESCRIPTION	RRP PRICING INCL. GST						
			White Porcelain	Chrome	Nickel	Pewter	Satin Brass	Polished Brass	Gold
				CP	NI	PF	SB	BR	IG
	N2910/1/2	Traditional 410mm powder room handbasin (zero, one or two tap holes)	\$845						
	HHRC-ED-410-RP	Traditional Hawthorn Hill curved front basin stand for N2910/1/2		\$2,250	\$2,475	\$2,700	\$2,250	\$2,250	\$3,040
	N2920/1/2/3	Edwardian 520mm handbasin (zero, one, two or three tap holes)*	\$1,180						
	HHRC-ED-520-RP	Edwardian Hawthorn Hill curved front basin stand N2920/1/2/3		\$2,350	\$2,585	\$2,820	\$2,350	\$2,350	\$3,175
	N2900/1/2/3	Edwardian 630mm handbasin (zero, one, two or three tap holes)*	\$1,440						
	HHRC-ED-630-RP	Edwardian Hawthorn Hill curved front basin stand for N2900/1/2/3		\$2,450	\$2,695	\$2,940	\$2,450	\$2,450	\$3,310
	N6705	32mm slotted push button waste (only available for purchase with other Perrin & Rowe items)		\$95	\$135	\$145	\$160	\$160	\$165
	N6703	32mm traditional bottle trap with 35mm dia. outlet pipe & wall flange (only available for purchase with other Perrin & Rowe items)		\$195	\$215	\$235	\$255	\$255	\$265
	N2907B	Edwardian close coupled WC pan and cistern with concealed bottom or S outlet (seat sold separately)							
		WELS THREE STARS 4 litres average flush, 6 L per full flush / 3 L per half flush. Licence no. 0150 Component codes: N2914 + N2906	\$2,450						

NOTE: Please check stock availability of Perrin & Rowe bathroomware with the In Residence sales team prior to committing to these items for your project.








N2907B - Edwardian close coupled WC pan and cistern with concealed bottom outlet
N6938 - Wall mounted toilet brush
N6960 - Paper holder with hinged bar


IMAGE	CODE	PRODUCT DESCRIPTION	RRP PRICING INCL. GST						
			White Porcelain	Chrome	Nickel	Pewter	Satin Brass	Polished Brass	Gold
			CP	NI	PF	SB	BR	IG	
	N2520/1/2	Victorian 520mm handbasin (zero, one or two tap holes)	\$1,180						
	N2860/1/2/3	Victorian 630mm handbasin (zero, one, two or three tap holes)*	\$1,540						
	HHTS-VIC-630-TT	Basin Stand to suit Victorian 630mm handbasin		\$2,150	\$2,365	\$2,580	\$2,150	\$2,150	\$2,905
	N2860/1/2/3	Victorian 630mm handbasin (zero, one, two or three tap holes)*	\$1,540						
	BSTS-VIC-630SF-TT	Basin Stand with shelf to suit Victorian 630mm handbasin		\$3,650	\$4,015	\$4,380	\$3,650	\$3,650	\$4,930
	N2855	Classical oval under mounted vanity basin 480 x 400mm with overflow	\$995						
	N2879	Classical back-to-wall toilet (seat, flush plate and in-wall cistern sold separately) WELS FOUR STARS 7.5 litres per minute. Licence No. 0150	\$1,370						
	N2554	Classical wall hung pan (seat, flush plate and in-wall cistern sold separately) WELS THREE STARS 4 litres average flush, 6 L per full flush / 3 L per half flush. Licence no. 0150	\$1,370						
	111.698.00.1	Geberit Sigma8 in-wall cistern for the N2879 and N2554 toilets above.	\$975						

NOTE: Please check stock availability of Perrin & Rowe bathroomware with the In Residence sales team prior to committing to these items for your project.













N2879 - Classical back-to-wall toilet
and AQDF-SG1620- AQUADOMO
- Dual-flush plate for Sigma8 cisterns

IMAGE	CODE	PRODUCT DESCRIPTION	RRP PRICING (INCL. GST)																																																																																																																																																
			White WHITE	Black Oak BLOK	Natural Oak NTOK Dark Oak DKOK	Mahogany RDMH	Walnut WALN																																																																																																																																												
<div>SEAT FINISHES</div> <div></div> <div>Black Oak - BLOK</div> <div></div> <div>Natural Oak - NTOK</div> <div></div> <div>White - WHITE</div> <div></div> <div>Dark Oak - DKOK</div> <div></div> <div>Mahogany - RDMH</div> <div></div> <div>Walnut - WALN</div>	<div>ART DECO TIMBER TOILET SEAT</div> <table><tr><td>N8100CP</td><td>For N2937 with Chrome hinge</td><td>\$1,075</td><td>\$1,275</td><td>\$1,275</td><td>\$1,325</td><td>\$1,375</td></tr><tr><td>N8100NI</td><td>For N2937 with Nickel hinge</td><td>\$1,075</td><td>\$1,275</td><td>\$1,275</td><td>\$1,325</td><td>\$1,375</td></tr><tr><td>N8100PF</td><td>For N2937 with Pewter hinge</td><td>\$1,075</td><td>\$1,275</td><td>\$1,275</td><td>\$1,325</td><td>\$1,375</td></tr><tr><td>N8100SB</td><td>For N2937 with Satin Brass hinge</td><td>\$1,075</td><td>\$1,275</td><td>\$1,275</td><td>\$1,325</td><td>\$1,375</td></tr><tr><td>N8100BR</td><td>For N2937 with Polished Brass hinge</td><td>\$1,075</td><td>\$1,275</td><td>\$1,275</td><td>\$1,325</td><td>\$1,375</td></tr></table> <div>EDWARDIAN TIMBER TOILET SEAT</div> <table><tr><td>N8200CP</td><td>For N2907 with Chrome hinge</td><td>\$1,075</td><td>\$1,275</td><td>\$1,275</td><td>\$1,325</td><td>\$1,375</td></tr><tr><td>N8200NI</td><td>For N2907 with Nickel hinge</td><td>\$1,075</td><td>\$1,275</td><td>\$1,275</td><td>\$1,325</td><td>\$1,375</td></tr><tr><td>N8200PF</td><td>For N2907 with Pewter hinge</td><td>\$1,075</td><td>\$1,275</td><td>\$1,275</td><td>\$1,325</td><td>\$1,375</td></tr><tr><td>N8200SB</td><td>For N2907 with Satin Brass hinge</td><td>\$1,075</td><td>\$1,275</td><td>\$1,275</td><td>\$1,325</td><td>\$1,375</td></tr><tr><td>N8200BR</td><td>For N2907 with Polished Brass hinge</td><td>\$1,075</td><td>\$1,275</td><td>\$1,275</td><td>\$1,325</td><td>\$1,375</td></tr></table> <div>WALL HUNG PAN TIMBER TOILET SEAT</div> <table><tr><td>N8400CP</td><td>For N2554 with Chrome hinge</td><td>\$1,075</td><td>\$1,275</td><td>\$1,275</td><td>\$1,325</td><td>\$1,375</td></tr><tr><td>N8400NI</td><td>For N2554 with Nickel hinge</td><td>\$1,075</td><td>\$1,275</td><td>\$1,275</td><td>\$1,325</td><td>\$1,375</td></tr><tr><td>N8400PF</td><td>For N2554 with Pewter hinge</td><td>\$1,075</td><td>\$1,275</td><td>\$1,275</td><td>\$1,325</td><td>\$1,375</td></tr><tr><td>N8400SB</td><td>For N2554 with Satin Brass hinge</td><td>\$1,075</td><td>\$1,275</td><td>\$1,275</td><td>\$1,325</td><td>\$1,375</td></tr><tr><td>N8400BR</td><td>For N2554 with Polished Brass hinge</td><td>\$1,075</td><td>\$1,275</td><td>\$1,275</td><td>\$1,325</td><td>\$1,375</td></tr></table> <div>BACK-TO-WALL TIMBER TOILET SEAT</div> <table><tr><td>N8700CP</td><td>For N2879 with Chrome hinge</td><td>\$1,075</td><td>\$1,275</td><td>\$1,275</td><td>\$1,325</td><td>\$1,375</td></tr><tr><td>N8700NI</td><td>For N2879 with Nickel hinge</td><td>\$1,075</td><td>\$1,275</td><td>\$1,275</td><td>\$1,325</td><td>\$1,375</td></tr><tr><td>N8700PF</td><td>For N2879 with Pewter hinge</td><td>\$1,075</td><td>\$1,275</td><td>\$1,275</td><td>\$1,325</td><td>\$1,375</td></tr><tr><td>N8700SB</td><td>For N2879 with Satin Brass hinge</td><td>\$1,075</td><td>\$1,275</td><td>\$1,275</td><td>\$1,325</td><td>\$1,375</td></tr><tr><td>N8700BR</td><td>For N2879 with Polished Brass hinge</td><td>\$1,075</td><td>\$1,275</td><td>\$1,275</td><td>\$1,325</td><td>\$1,375</td></tr></table>							N8100CP	For N2937 with Chrome hinge	\$1,075	\$1,275	\$1,275	\$1,325	\$1,375	N8100NI	For N2937 with Nickel hinge	\$1,075	\$1,275	\$1,275	\$1,325	\$1,375	N8100PF	For N2937 with Pewter hinge	\$1,075	\$1,275	\$1,275	\$1,325	\$1,375	N8100SB	For N2937 with Satin Brass hinge	\$1,075	\$1,275	\$1,275	\$1,325	\$1,375	N8100BR	For N2937 with Polished Brass hinge	\$1,075	\$1,275	\$1,275	\$1,325	\$1,375	N8200CP	For N2907 with Chrome hinge	\$1,075	\$1,275	\$1,275	\$1,325	\$1,375	N8200NI	For N2907 with Nickel hinge	\$1,075	\$1,275	\$1,275	\$1,325	\$1,375	N8200PF	For N2907 with Pewter hinge	\$1,075	\$1,275	\$1,275	\$1,325	\$1,375	N8200SB	For N2907 with Satin Brass hinge	\$1,075	\$1,275	\$1,275	\$1,325	\$1,375	N8200BR	For N2907 with Polished Brass hinge	\$1,075	\$1,275	\$1,275	\$1,325	\$1,375	N8400CP	For N2554 with Chrome hinge	\$1,075	\$1,275	\$1,275	\$1,325	\$1,375	N8400NI	For N2554 with Nickel hinge	\$1,075	\$1,275	\$1,275	\$1,325	\$1,375	N8400PF	For N2554 with Pewter hinge	\$1,075	\$1,275	\$1,275	\$1,325	\$1,375	N8400SB	For N2554 with Satin Brass hinge	\$1,075	\$1,275	\$1,275	\$1,325	\$1,375	N8400BR	For N2554 with Polished Brass hinge	\$1,075	\$1,275	\$1,275	\$1,325	\$1,375	N8700CP	For N2879 with Chrome hinge	\$1,075	\$1,275	\$1,275	\$1,325	\$1,375	N8700NI	For N2879 with Nickel hinge	\$1,075	\$1,275	\$1,275	\$1,325	\$1,375	N8700PF	For N2879 with Pewter hinge	\$1,075	\$1,275	\$1,275	\$1,325	\$1,375	N8700SB	For N2879 with Satin Brass hinge	\$1,075	\$1,275	\$1,275	\$1,325	\$1,375	N8700BR	For N2879 with Polished Brass hinge	\$1,075	\$1,275	\$1,275	\$1,325	\$1,375
	N8100CP	For N2937 with Chrome hinge	\$1,075	\$1,275	\$1,275	\$1,325	\$1,375																																																																																																																																												
	N8100NI	For N2937 with Nickel hinge	\$1,075	\$1,275	\$1,275	\$1,325	\$1,375																																																																																																																																												
	N8100PF	For N2937 with Pewter hinge	\$1,075	\$1,275	\$1,275	\$1,325	\$1,375																																																																																																																																												
	N8100SB	For N2937 with Satin Brass hinge	\$1,075	\$1,275	\$1,275	\$1,325	\$1,375																																																																																																																																												
	N8100BR	For N2937 with Polished Brass hinge	\$1,075	\$1,275	\$1,275	\$1,325	\$1,375																																																																																																																																												
	N8200CP	For N2907 with Chrome hinge	\$1,075	\$1,275	\$1,275	\$1,325	\$1,375																																																																																																																																												
	N8200NI	For N2907 with Nickel hinge	\$1,075	\$1,275	\$1,275	\$1,325	\$1,375																																																																																																																																												
	N8200PF	For N2907 with Pewter hinge	\$1,075	\$1,275	\$1,275	\$1,325	\$1,375																																																																																																																																												
	N8200SB	For N2907 with Satin Brass hinge	\$1,075	\$1,275	\$1,275	\$1,325	\$1,375																																																																																																																																												
	N8200BR	For N2907 with Polished Brass hinge	\$1,075	\$1,275	\$1,275	\$1,325	\$1,375																																																																																																																																												
	N8400CP	For N2554 with Chrome hinge	\$1,075	\$1,275	\$1,275	\$1,325	\$1,375																																																																																																																																												
	N8400NI	For N2554 with Nickel hinge	\$1,075	\$1,275	\$1,275	\$1,325	\$1,375																																																																																																																																												
	N8400PF	For N2554 with Pewter hinge	\$1,075	\$1,275	\$1,275	\$1,325	\$1,375																																																																																																																																												
	N8400SB	For N2554 with Satin Brass hinge	\$1,075	\$1,275	\$1,275	\$1,325	\$1,375																																																																																																																																												
	N8400BR	For N2554 with Polished Brass hinge	\$1,075	\$1,275	\$1,275	\$1,325	\$1,375																																																																																																																																												
	N8700CP	For N2879 with Chrome hinge	\$1,075	\$1,275	\$1,275	\$1,325	\$1,375																																																																																																																																												
	N8700NI	For N2879 with Nickel hinge	\$1,075	\$1,275	\$1,275	\$1,325	\$1,375																																																																																																																																												
	N8700PF	For N2879 with Pewter hinge	\$1,075	\$1,275	\$1,275	\$1,325	\$1,375																																																																																																																																												
	N8700SB	For N2879 with Satin Brass hinge	\$1,075	\$1,275	\$1,275	\$1,325	\$1,375																																																																																																																																												
	N8700BR	For N2879 with Polished Brass hinge	\$1,075	\$1,275	\$1,275	\$1,325	\$1,375																																																																																																																																												
	<div>OTHER COMPATIBLE TOILET SEATS</div> <table><tr><td></td><td>N8800WHITE</td><td>White Duroplast toilet seat with soft-close hinges. The seat unclips from the mounts for cleaning.</td><td>\$180</td></tr><tr><td></td><td>N8800BLACK</td><td>Black Duroplast toilet seat with soft-close hinges. The seat unclips from the mounts for cleaning.</td><td>\$180</td></tr></table>								N8800WHITE	White Duroplast toilet seat with soft-close hinges. The seat unclips from the mounts for cleaning.	\$180		N8800BLACK	Black Duroplast toilet seat with soft-close hinges. The seat unclips from the mounts for cleaning.	\$180																																																																																																																																				
		N8800WHITE	White Duroplast toilet seat with soft-close hinges. The seat unclips from the mounts for cleaning.	\$180																																																																																																																																															
		N8800BLACK	Black Duroplast toilet seat with soft-close hinges. The seat unclips from the mounts for cleaning.	\$180																																																																																																																																															





INDICATIVE FINISH	CODE	PRODUCT DESCRIPTION	RRP INCL. GST
	AQDF-SG1620.00.00-CP	AQUADOMO - Dual-flush plate for Sigma8 cisterns in a Chrome finish.	\$995
	AQDF-SG1620.06.06-BN	AQUADOMO - Dual-flush plate for Sigma8 cisterns in a Brushed Nickel finish.	\$1,275
	AQDF-SG1620.08.08-PN	AQUADOMO - Dual-flush plate for Sigma8 cisterns in a Polished Nickel finish.	\$1,275
	AQDF-SG1620.10.10-WH	AQUADOMO - Dual-flush plate for Sigma8 cisterns in Matte White.	\$1,275
	AQDF-SG1620.33.33-BK	AQUADOMO - Dual-flush plate for Sigma8 cisterns in a Matte Black finish.	\$1,275
	AQDF-SG1620.98.98-BB	AQUADOMO - Dual-flush plate for Sigma8 cisterns in a Brushed Brass finish.	\$1,275
	AQDF-SG1620.99.99-PB	AQUADOMO - Dual-flush plate for Sigma8 cisterns in a Polished Brass finish.	\$1,275
	AQDF-SG1620.97.97-AB	AQUADOMO - Dual-flush plate for Sigma8 cisterns in an Antique Brass finish.	\$1,475
	AQDF-SG1620.09.09-LB	AQUADOMO - Dual-flush plate for Sigma8 cisterns in a Luxe Brass finish.	\$1,975
	AQDF-SG1620.19.19-BM	AQUADOMO - Dual-flush plate for Sigma8 cisterns in a Luxe Brass Matte finish.	\$2,175

Please note: Equivalent plates with the KP2100 code available for Geberit KAPPA (Reece model OMEGA) cisterns.

THE FINER DETAILS

PERRIN & ROWE®
L O N D O N

WHY PURCHASE PERRIN & ROWE MADE FOR NEW ZEALAND?

In Residence is the dedicated distributor of Perrin & Rowe tapware in New Zealand, with our own showroom in Greenlane, Auckland and a network of resellers around the country.

In Residence works closely with the Perrin & Rowe product designers and manufacturing team in England to design and supply products required by New Zealand homeowners and designers.

Whilst the visual appearance of Perrin & Rowe taps sold in other countries is similar to those made for New Zealand, they can be quite different.

Taps produced for other countries are not made to New Zealand Standards and a registered plumber is not able to install them into a New Zealand home.

Purchasing Perrin & Rowe products from In Residence ensures you receive goods that are compatible with New Zealand plumbing fittings and WELS regulations.

In Residence provides a five year warranty on all Perrin & Rowe tapware, accessories and bathroomware which it imports and sells in New Zealand. Privately imported product has no warranty here.

DELIVERY TIMES

There is no stock warehouse at the Perrin & Rowe factory in England with every product they sell made to order. We endeavour to maintain a consistent level of stock of regularly sold items in the Chrome, Nickel and Pewter finishes. We have a small stock of the other finishes.

If a Perrin & Rowe product is not in stock in our warehouse, the manufacturing time is generally about eight to ten weeks. We therefore encourage appropriate forward planning and that you communicate your project requirements to us at the earliest convenience.

Hawthorn Hill stands and towel rails are made to order with a delivery time of up to eight to ten weeks.

NOTE: Please check stock availability of Perrin & Rowe bathroomware with the In Residence sales team prior to committing to these items for your project.

RETURNS

Purchased Perrin & Rowe products will be considered for return by In Residence for a period of up to three months after the invoice date. In the event that In Residence agrees to accept a return, a 20% restocking fee may apply. Any product presented for return and/or credit must be unused and in saleable condition, including its original packaging. The packaging must be unmarked and free from labels. Failure to comply with these conditions may result in the return being declined. The cost of return delivery is to be covered by the returner.

BASIN & SINK WASTES

In Residence provides durable stainless steel basket strainer wastes for each kitchen sink outlet. Perrin & Rowe basin wastes are sold separately from their basin tap sets as there are several waste options to choose from. Please ensure that you include a suitable Perrin & Rowe waste in your order. A slotted waste will be necessary where the chosen basin has an overflow outlet.

FREIGHT CHARGES

There is no freight charge for tapware and accessories from our business to your business address within Auckland, Regional North Island or the South Island.

There is an additional charge for fireclay sinks, stainless steel sinks, basins and toilet deliveries for delivery directly to a rural delivery or home address. Please contact In Residence for further information prior to ordering.

FREIGHT RATE GUIDE	Auckland	North Island*	Upper South Island*	Lower South Island*	To a rural address per delivery
Tapware & Accessories	Free	Free	Free	Free	Additional charges may apply
Sinks, basins, toilets, basin stands, mirrors & towel warmers	\$220	\$300	\$400	\$500	Additional charges will apply
Baths	POA	POA	POA	POA	POA

***North Island** includes Cambridge, Gisborne, Hamilton, Hastings, Napier, New Plymouth, Palmerston North, Rotorua, Taupo, Tauranga, Thames, Wellington, Whangarei.

Upper South Island includes Ashburton, Blenheim, Christchurch, Nelson.

Lower South Island includes Dunedin, Gore, Greymouth, Invercargill, Oamaru, Timaru, West-port, Queenstown.

NOTE: Freight rates based on a consignment size & weight not exceeding 1m³ & 200kg

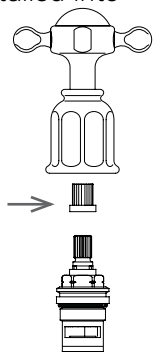
LOW WATER PRESSURES

Perrin & Rowe taps are compatible with most low water pressure installations. To support water conservation regulations, Perrin & Rowe kitchen taps are fitted with a flow controlling spout tip aerator. This limits the water output to 6 to 7.5 L/min to give a WELS Four Star rating. This flow rate is based on taps installed into homes with an incoming pressure of 150 to 500 kPa.

When Perrin & Rowe kitchen taps are installed into homes with low inlet water pressure of less than 150 kPa, we can change the spout tip aerator to a non-flow controlled version to achieve the 6 to 7.5 L/min flow rate.

The single lever shower mixers N5506, N5106 and N5806 require at least 100 kPa to operate their internal pressure balancing valve. Please contact In Residence for advice on low water pressure installations.

Kitchen taps with a spray rinse requires a minimum inlet water pressure of 100 kPa to activate their diverter mechanism and a maximum of 500kPa.



HANDLE ALIGNMENT

At Perrin & Rowe every detail counts. Every ceramic disc valve in a Perrin & Rowe product has an acetal handle alignment vernier positioned between the spindle of the valve and the spline of the handle. This vernier allows fine-tuning of the handle position during assembly and installation, for perfect handle orientation.

CONSTRUCTION

Unlike some modern tapware that is made from chrome coloured plastics or aluminium alloys, Perrin & Rowe taps are still made from solid brass. Brass has proven to be the ultimate material for tapware, withstanding years of constant use and temperature variation without cracking or distortion.

CERAMIC DISC VALVES

Superseding conventional tap washers, Perrin & Rowe taps are fitted with German ceramic disc valves, operating with a quarter turn from off to on. All valves and cartridges will provide many years of effortless operation and are easily replaced.

WARRANTY FOR MANUFACTURING DEFECTS

Perrin & Rowe tapware has a five year warranty against manufacturing defects.

WARRANTY FOR CONSUMABLE COMPONENTS

Ceramic disc cartridges incorporated within Perrin & Rowe tapware are a consumable item and have a parts replacement warranty for five (5) years from the date of original purchase of the tap.

This consumable components warranty provides for the supply of replacement cartridges during this period. Flexible inlet hoses, handshower and kitchen tap spray rinse hoses, O rings and washers, non-return valves, poppet valves and aerator inserts are also consumable components and covered by a five (5) year parts replacement warranty from the date of purchase. This warranty excludes damage caused by misuse, improper installation or vandalism.

NEW ZEALAND STANDARDS

Perrin & Rowe tapware imported by In Residence meets the performance requirements of the tapware Standard AS/NZS 3718:2021 Water Supply - Tap ware.

Our Perrin & Rowe toilets comply with AS 1172.1-2005 Water closets (WC) – Pans and AS1172.2-1999 Water closets (WC) – Cisterns while Perrin & Rowe bidets comply with AS 3494 – 1997 Bidettes and bidets.



WaterMark
AS/NZS 3718
WMKA02818
SAI Global

WELS: WATER EFFICIENCY LABELING AND STANDARDS

The New Zealand Government's Water Efficiency Labelling & Standards (WELS) scheme is designed to reduce water consumption and applies to kitchen taps, basin taps, showers and toilets, as well as other water using appliances.

All Perrin & Rowe kitchen and basin taps, shower outlets and toilets sold by In Residence comply with WELS requirements.

DOCUMENTATION

For documentation including specification guides, dimensioned drawings, CAD files and product information please visit the specific product page at www.perrinandrowe.co.nz Perrin & Rowe installation guides are included in all product boxes.

ONLINE

Use our website www.perrinandrowe.co.nz to create 'MY LIST' of products for your project. Submit it to us for consultation and we will contact you promptly to consult on your selection, provide a formal quote, advise on stock availability and progress your project further.

WWW.PERRINANDROWE.CO.NZ



IN RESIDENCE

PERRIN & ROWE IS PROUDLY IMPORTED
& DISTRIBUTED IN NEW ZEALAND BY
IN RESIDENCE

IN RESIDENCE
219 GREAT SOUTH ROAD, GREENLANE
09 309 3023
SALES@INRES.CO.NZ

NATIONWIDE
WWW.INRES.CO.NZ