



# IN RESIDENCE



ACQUELLO  
ITALIA  
*l'arte della terra*

PERRIN & ROWE®  
MAYFAIR LONDON

AQUADOMO



Perrin & Rowe Ionian Kitchen Tap N4173 in custom aged brass finish with Acquello Fireclay Sink. Credit: Deanne Jolly

|                               | PRODUCT CATEGORY                      | PAGE |
|-------------------------------|---------------------------------------|------|
| <b>KITCHEN COLLECTION</b>     |                                       |      |
|                               | <b>KITCHEN TAPS</b>                   |      |
|                               | - Contemporary                        | 06   |
|                               | - Classical                           | 16   |
|                               | - Country                             | 26   |
|                               | Pot Fillers                           | 24   |
|                               | Filtered Water Taps - All styles      | 28   |
|                               | <b>KITCHEN SINKS</b>                  |      |
|                               | - Stainless Steel                     | 26   |
|                               | - Fireclay Sinks                      | 27   |
| <b>BATHROOM COLLECTION</b>    |                                       |      |
|                               | <b>BASIN TAPS</b>                     |      |
|                               | Basin Taps - Contemporary             | 29   |
|                               | - Classical                           | 30   |
|                               | - Deco                                | 32   |
|                               | Basin Wastes & Traps                  | 102  |
|                               | <b>BATH TAPS</b>                      |      |
|                               | - Contemporary                        | 35   |
|                               | - Classical                           | 37   |
|                               | - Deco                                | 44   |
|                               | Bath Wastes                           | 102  |
|                               | <b>SHOWERS</b>                        |      |
|                               | - Contemporary                        | 49   |
|                               | - Classical                           | 60   |
|                               | - Deco                                | 76   |
|                               | <b>BASINS, TOILETS &amp; BIDETS</b>   |      |
|                               | Vanity Bowls & Basins                 | 81   |
|                               | Toilets                               | 83   |
|                               | Art Deco Suite                        | 84   |
|                               | Edwardian Suite                       | 86   |
|                               | Victorian Suite                       | 88   |
|                               | Timber Toilet Seats                   | 90   |
|                               | Other Toilet Seats                    | 91   |
|                               | Bidet Taps                            | 91   |
| <b>ACCESSORIES COLLECTION</b> |                                       |      |
|                               | <b>ACCESSORIES</b> - Contemporary     | 92   |
|                               | - Classical                           | 93   |
|                               | - Deco                                | 98   |
|                               | <b>SOAP DISPENSERS</b> - Contemporary | 100  |
|                               | - Classical                           | 101  |
|                               | - Deco                                | 100  |
|                               | <b>CABINET HARDWARE</b>               | 104  |
| <b>CUSTOM UPGRADES</b>        |                                       |      |
|                               | <b>CUSTOM HANDLES</b> - Kitchen       | 107  |
|                               | - Bathroom                            | 108  |

# General Information

## Finishes

Perrin & Rowe Classical, Deco and Contemporary products are available in a range of finishes: Chrome, Nickel, Pewter, Gold, English Bronze, Polished Brass and Satin Brass.

An explanation of the finishes and their characteristics is available on our website.

## WELS

Perrin & Rowe kitchen and bathroom tapware has been tested and certified with a WELS Four Star rating under the Water Efficiency Labelling & Standards (WELS) scheme. Perrin & Rowe shower fittings hold a WELS Three Star rating as do their toilets.

## Delivery Times

There is no stock warehouse at the Perrin & Rowe factory in England with every product they sell made to order.

We endeavour to maintain a consistent level of stock of regularly sold items in the Chrome, Nickel and Pewter finishes. We have a small stock of the other finishes.

If a Perrin & Rowe product is not in stock in our warehouse, the manufacturing time is generally about eight to ten weeks. We therefore encourage appropriate forward planning and that you communicate your project requirements to us at the earliest convenience. Hawthorn Hill stands and towel rails are made to order with a delivery time of up to eight to ten weeks.

## Freight Charges

There is no freight charge for tapware and accessories, fireclay sinks and stainless steel sinks from our business to your business address within Auckland, Regional North Island or the South Island.

There is an additional charge for fireclay sinks, stainless steel sinks, basins and toilet deliveries for delivery directly to a rural delivery or home address. Please contact In Residence for further information prior to ordering.

|   | Auckland | Regional North Island | South Island | Rural Delivery                | Home Delivery*                |
|---|----------|-----------------------|--------------|-------------------------------|-------------------------------|
| <b>Tapware &amp; Accessories</b>                  | FREE     | FREE                  | FREE         | FREE                          | FREE                          |
| <b>Fireclay Sinks &amp; Stainless Steel Sinks</b> | FREE     | FREE                  | FREE         | ADDITIONAL CHARGES WILL APPLY | ADDITIONAL CHARGES WILL APPLY |
| <b>Basins &amp; Toilets</b>                       | \$85-140 | \$150-200             | \$265-360    | ADDITIONAL CHARGES WILL APPLY | ADDITIONAL CHARGES WILL APPLY |

\*Carriers charge an additional amount for Home Delivery service to any residential address nationwide.

Please note: Freight charges subject to change.

## Delivery Acceptance

All products must be checked on delivery and damages or missing items must be reported within 48 hours of delivery.

## Returns

Purchased Perrin & Rowe products will be considered for return by In Residence for a period of up to three months after the invoice date. In the event that In Residence agrees to accept a return, a 20% restocking fee may apply. Any product presented for return and/or credit must be unused and in saleable condition, including its original packaging. The packaging must be unmarked and free from labels. Failure to comply with these conditions may result in the return being declined. The cost of return delivery is to be covered by the returner.

## Basin Wastes

Perrin & Rowe basin wastes are available with several styles to choose from. Please ensure that you include a suitable Perrin & Rowe waste in your order. A slotted waste will be necessary where the chosen basin has an overflow outlet.

## Low Water Pressures

Perrin & Rowe kitchen taps are compatible with most low water pressure installations. To support water conservation regulations, Perrin & Rowe kitchen and basin taps are fitted with a flow controlling spout tip aerator. This limits the water output to 6 to 7.5 L/min to give a WELS Four Star rating. This flow rate is based on taps installed into homes with an incoming pressure of 150 to 500 kPa. When Perrin & Rowe kitchen and basin taps are installed into homes with low inlet water pressure of less than 150 kPa, we can change the spout tip aerator to a non-flow controlled version to achieve the 6 to 7.5 L/min flow rate.

Kitchen taps with a spray rinse require a minimum inlet water pressure of 100 kPa to activate their diverter mechanism and a maximum of 500kPa.

The single lever shower mixers N5506, N5106 and N5806 require at least 100 kPa to operate their internal pressure balancing valve. Please contact In Residence for advice on low-water pressure installations.









Perrin & Rowe Ionian Kitchen Tap N4173 in polished nickel finish. Credit: Tamsin Johnson

# CONTEMPORARY KITCHEN TAPS



| STYLE   | CODE  | PRODUCT DESCRIPTION  | RRP PRICING IN EACH FINISH<br>(INCL. GST) |         |         |                |                   |         |
|---|-------|--|---|---------|---------|----------------|-------------------|---------|
|   |       |  | CHROME                                    | NICKEL  | PEWTER  | SATIN<br>BRASS | POLISHED<br>BRASS | GOLD    |
|   |       |  | CP  | NI      | PF      | SB             | BR                | IG      |
| <b>ORBIQ KITCHEN &amp; LAUNDRY TAPS</b>   |       |  |   |         |         |                |                   |         |
|    | N4212 | ORBIQ - one hole sink mixer with levers & round spout  | \$990                                     | \$1,090 | \$1,190 | \$1,290        | \$1,290           | \$1,340 |
|    | N4312 | ORBIQ - one hole sink mixer with levers, round spout & spray rinse**   | \$1,440                                   | \$1,585 | \$1,730 | \$1,875        | \$1,875           | \$1,945 |
|  | N4213 | ORBIQ - bar sink tap with round spout (short reach spout)*   | \$990                                     | \$1,090 | \$1,190 | \$1,290        | \$1,290           | \$1,340 |
| <b>MATCHING FILTERED WATER TAPS</b>   |       |  |   |         |         |                |                   |         |
|  | N1601 | Contemporary mini filtered water tap. <i>Optional filter system sold separately, please add price of filter system if client requires one (\$350).</i> | \$805                                     | \$890   | \$970   | \$1,050        | \$1,050           | \$1,090 |

\*Kitchen tap spout reach - The standard reach for a Perrin & Rowe kitchen tap is 235mm. Perrin & Rowe bar sink taps have a reach of 150mm. \*\*Kitchen taps with a spray rinse require a minimum inlet water pressure of 100 kPa.



Perrin & Rowe Orbiq Kitchen Tap N4312 in polished chrome finish. Credit: Davinia Sutton.  
Inset: Perrin & Rowe Orbiq Kitchen Tap N4312 in satin brass finish. Credit: Resident House










Perrin & Rowe Mimas Kitchen Tap N4846 in polished brass finish. Credit: Horton & Co  
 Inset: Perrin & Rowe Mimas Kitchen Tap N4846 in pewter finish. Credit: Justine Hugh Jones



# CONTEMPORARY KITCHEN TAPS





| STYLE   | CODE  | PRODUCT DESCRIPTION  | RRP PRICING IN EACH FINISH<br>(INCL. GST) |         |         |                |                   |         |
|---|-------|--|---|---------|---------|----------------|-------------------|---------|
|   |       |  | CHROME                                    | NICKEL  | PEWTER  | SATIN<br>BRASS | POLISHED<br>BRASS | GOLD    |
|   |       |  | CP  | NI      | PF      | SB             | BR                | IG      |
| <b>MIMAS KITCHEN &amp; LAUNDRY TAPS</b>   |       |  |   |         |         |                |                   |         |
|    | N4841 | MIMAS - one hole mixer with single lever & round spout                 | \$1,050                                   | \$1,155 | \$1,260 | \$1,365        | \$1,365           | \$1,420 |
|    | N4843 | MIMAS - one hole mixer with single lever & square spout                | \$1,050                                   | \$1,155 | \$1,260 | \$1,365        | \$1,365           | \$1,420 |
|  | N4846 | MIMAS - one hole mixer with single lever, round spout & spray rinse**  | \$1,445                                   | \$1,590 | \$1,735 | \$1,880        | \$1,880           | \$1,955 |
|  | N4848 | MIMAS - one hole mixer with single lever, square spout & spray rinse** | \$1,445                                   | \$1,590 | \$1,735 | \$1,880        | \$1,880           | \$1,955 |
|  | N4842 | MIMAS - bar sink tap with round spout (short reach spout)*             | \$1,050                                   | \$1,155 | \$1,260 | \$1,365        | \$1,365           | \$1,420 |

\*Kitchen tap spout reach - The standard reach for a Perrin & Rowe kitchen tap is 235mm. Perrin & Rowe bar sink taps have a reach of 150mm. \*\*Kitchen taps with a spray rinse require a minimum inlet water pressure of 100 kPa.

# CONTEMPORARY KITCHEN TAPS



| STYLE   | CODE  | PRODUCT DESCRIPTION  | RRP PRICING IN EACH FINISH<br>(INCL. GST) |         |         |                |                   |         |
|---|-------|--|---|---------|---------|----------------|-------------------|---------|
|   |       |  | CHROME                                    | NICKEL  | PEWTER  | SATIN<br>BRASS | POLISHED<br>BRASS | GOLD    |
|   |       |  | CP  | NI      | PF      | SB             | BR                | IG      |
| <b>OBERON KITCHEN &amp; LAUNDRY TAPS</b>  |       |  |   |         |         |                |                   |         |
|    | N4861 | OBERON - one hole sink mixer with levers & round spout                 | \$1,005                                   | \$1,110 | \$1,210 | \$1,310        | \$1,310           | \$1,360 |
|   | N4863 | OBERON - one hole sink mixer with levers & square spout                | \$1,005                                   | \$1,110 | \$1,210 | \$1,310        | \$1,310           | \$1,360 |
|  | N4866 | OBERON - one hole sink mixer with levers, round spout & spray rinse**  | \$1,415                                   | \$1,560 | \$1,700 | \$1,840        | \$1,840           | \$1,915 |
|  | N4868 | OBERON - one hole sink mixer with levers, square spout & spray rinse** | \$1,415                                   | \$1,560 | \$1,700 | \$1,840        | \$1,840           | \$1,915 |
|  | N4862 | OBERON - bar sink tap with round spout (short reach spout)*            | \$1,005                                   | \$1,110 | \$1,210 | \$1,310        | \$1,310           | \$1,360 |



\*Kitchen tap spout reach - The standard reach for a Perrin & Rowe kitchen tap is 235mm. Perrin & Rowe bar sink taps have a reach of 150mm. \*\*Kitchen taps with a spray rinse require a minimum inlet water pressure of 100 kPa.



Perrin & Rowe Oberon Kitchen Tap N4866 and Filter Tap N1601 in pewter finish. Credit: Studio Gorman

# CONTEMPORARY KITCHEN TAPS



| STYLE   | CODE    | PRODUCT DESCRIPTION  | RRP PRICING IN EACH FINISH (INCL. GST) |         |         |             |                |         |
|---|---------|--|--|---------|---------|-------------|----------------|---------|
|   |         |  | CHROME                                 | NICKEL  | PEWTER  | SATIN BRASS | POLISHED BRASS | GOLD    |
|   |         |  | CP                                     | NI      | PF      | SB          | BR             | IG      |
| <b>IO CONTEMPORARY KITCHEN &amp; LAUNDRY TAPS</b>                                   |         |  |  |         |         |             |                |         |
|    | N4293   | IO - two hole bench mounted mixer with metal levers & round spout              | \$1,285                                | \$1,415 | \$1,545 | \$1,675     | \$1,675        | \$1,735 |
|   | N4273 < | IO - two hole bench mounted with levers, round spout & spray rinse**           | \$1,695                                | \$1,865 | \$2,035 | \$2,205     | \$2,205        | \$2,290 |
|   | N4292   | IO - two hole bench mounted mixer with crossheads & round spout                | \$1,285                                | \$1,415 | \$1,545 | \$1,675     | \$1,675        | \$1,735 |
|   | N4272 < | IO - two hole bench mounted mixer with crossheads, round spout & spray rinse** | \$1,695                                | \$1,865 | \$2,035 | \$2,205     | \$2,205        | \$2,290 |
| <b>CALLISTO CONTEMPORARY KITCHEN &amp; LAUNDRY TAPS</b>                             |         |  |  |         |         |             |                |         |
|  | N4885   | CALLISTO three hole sink mixer with crossheads and a round spout               | \$1,390                                | \$1,530 | \$1,670 | \$1,810     | \$1,810        | \$1,880 |
|   | N4890 < | CALLISTO four hole sink mixer with crossheads, round spout and spray rinse     | \$1,800                                | \$1,980 | \$2,160 | \$2,340     | \$2,340        | \$2,430 |
|  | N4886   | CALLISTO three hole sink mixer with metal levers and a round spout             | \$1,390                                | \$1,530 | \$1,670 | \$1,810     | \$1,810        | \$1,880 |
|   | N4891 < | CALLISTO four hole sink mixer with metal levers, round spout and spray rinse   | \$1,800                                | \$1,980 | \$2,160 | \$2,340     | \$2,340        | \$2,430 |
|  | N4887   | CALLISTO three hole sink mixer with crossheads and a square spout              | \$1,390                                | \$1,530 | \$1,670 | \$1,810     | \$1,810        | \$1,880 |
|   | N4892 < | CALLISTO four hole sink mixer with crossheads, square spout and spray rinse    | \$1,800                                | \$1,980 | \$2,160 | \$2,340     | \$2,340        | \$2,430 |
|  | N4888   | CALLISTO three hole sink mixer with metal levers and a square spout            | \$1,390                                | \$1,530 | \$1,670 | \$1,810     | \$1,810        | \$1,880 |
|   | N4893 < | CALLISTO four hole sink mixer with metal levers, square spout and spray rinse  | \$1,800                                | \$1,980 | \$2,160 | \$2,340     | \$2,340        | \$2,430 |

\*Kitchen tap spout reach - The standard reach for a Perrin & Rowe kitchen tap is 235mm. Perrin & Rowe bar sink taps have a reach of 150mm. \*\*Kitchen taps with a spray rinse require a minimum inlet water pressure of 100 kPa.





Perrin & Rowe Io Kitchen Tap N4273 in pewter finish. Credit: KWD

Inset: Perrin & Rowe Io Kitchen Tap used in Laundry N4292 in chrome finish. Credit: Vellum Interiors

# Classical Kitchen Taps



| STYLE   | CODE  | PRODUCT DESCRIPTION   | RRP PRICING IN EACH FINISH (INCL. GST) |         |         |             |                |         |
|---|-------|---|--|---------|---------|-------------|----------------|---------|
|   |       |   | CHROME                                 | NICKEL  | PEWTER  | SATIN BRASS | POLISHED BRASS | GOLD    |
|   |       |   | CP                                     | NI      | PF      | SB          | BR             | IG      |
| PHOENICIAN CLASSICAL KITCHEN & LAUNDRY TAPS   |       |   |  |         |         |             |                |         |
|    | N4460 | PHOENICIAN - one hole mixer with porcelain levers   | \$1,045                                | \$1,150 | \$1,255 | \$1,360     | \$1,360        | \$1,415 |
|    | N4360 | PHOENICIAN - one hole mixer with porcelain levers & spray rinse **  | \$1,455                                | \$1,605 | \$1,750 | \$1,895     | \$1,895        | \$1,965 |
|   | N4711 | PHOENICIAN - one hole bar sink tap (short reach spout)*   | \$1,045                                | \$1,150 | \$1,255 | \$1,360     | \$1,360        | \$1,415 |
|  | N1605 | Classical mini filtered water tap.<br>Optional filter system now sold separately, please add price of filter system if client requires one (\$350). | \$835                                  | \$920   | \$1,005 | \$1,090     | \$1,090        | \$1,130 |

\*Kitchen tap spout reach - The standard reach for a Perrin & Rowe kitchen tap is 235mm. Perrin & Rowe bar sink taps have a reach of 150mm. \*\*Kitchen taps with a spray rinse require a minimum inlet water pressure of 100 kPa.






RRP Pricing incl. GST. This pricelist published & distributed by In Residence, New Zealand. This document supersedes all previous pricelists and is subject to change without notice. E+OE. Issued on 14th June 2022. V031INTD-PR. Telephone: 09 309 3023. WWW.INRES.CO.NZ



Perrin & Rowe Phoenician Kitchen Tap N4460 in chrome finish. Credit: Takapuna House  
Inset: Perrin & Rowe Phoenician Kitchen Tap N4460 in satin brass finish. Credit: Justine Hugh Jones

# Classical Kitchen Taps



| STYLE   | CODE             | PRODUCT DESCRIPTION  | RRP PRICING IN EACH FINISH (INCL. GST) |         |         |             |                |         |
|---|------------------|--|--|---------|---------|-------------|----------------|---------|
|   |                  |  | CHROME                                 | NICKEL  | PEWTER  | SATIN BRASS | POLISHED BRASS | GOLD    |
|   |                  |  | CP                                     | NI      | PF      | SB          | BR             | IG      |
| IONIAN CLASSICAL KITCHEN & LAUNDRY TAPS   |                  |  |  |         |         |             |                |         |
|    | N4193 <          | IONIAN - two hole bench mounted mixer with porcelain <b>levers</b> and offset legs   | \$1,270                                | \$1,400 | \$1,525 | \$1,655     | \$1,655        | \$1,715 |
|   | N4192            | IONIAN - two hole bench mounted mixer with <b>crossheads</b> and offset legs   | \$1,270                                | \$1,400 | \$1,525 | \$1,655     | \$1,655        | \$1,715 |
|   | N4193 STRAIGHT < | IONIAN - two hole bench mounted mixer with porcelain <b>levers</b> and upgrade to straight legs.   | \$1,385                                | \$1,530 | \$1,665 | \$1,805     | \$1,805        | \$1,875 |
|   | N4192 STRAIGHT   | IONIAN - two hole bench mounted mixer with <b>crossheads</b> and upgrade to straight legs.   | \$1,385                                | \$1,530 | \$1,665 | \$1,805     | \$1,805        | \$1,875 |
|  | N4173            | IONIAN - two hole bench mounted mixer with <b>levers</b> , straight legs & spray rinse**   | \$1,690                                | \$1,860 | \$2,030 | \$2,200     | \$2,200        | \$2,285 |
|   | N4172 <          | IONIAN - two hole bench mounted mixer with <b>crossheads</b> , straight legs & spray rinse **  | \$1,690                                | \$1,860 | \$2,030 | \$2,200     | \$2,200        | \$2,285 |
|  | N4183 <          | IONIAN - two hole wall mounted mixer with porcelain <b>levers</b>  | \$1,270                                | \$1,400 | \$1,525 | \$1,655     | \$1,655        | \$1,715 |
|   | N4182            | IONIAN - two hole wall mounted mixer with <b>crossheads</b>  | \$1,270                                | \$1,400 | \$1,525 | \$1,655     | \$1,655        | \$1,715 |
| MATCHING FILTERED WATER TAP   |                  |  |  |         |         |             |                |         |
|  | N1605            | Classical mini filtered water tap.<br><i>Optional filter system sold separately, please add price of filter system if client requires one (\$350).</i> | \$835                                  | \$920   | \$1,005 | \$1,090     | \$1,090        | \$1,130 |

\*Kitchen tap spout reach - The standard reach for a Perrin & Rowe kitchen tap is 235mm. Perrin & Rowe bar sink taps have a reach of 150mm. \*\*Kitchen taps with a spray rinse require a minimum inlet water pressure of 100 kPa.










Perrin & Rowe Ionian Kitchen Tap N4172 in satin brass finish. Credit: Alexander & Co  
Inset: Perrin & Rowe Ionian Kitchen Tap N4173 in nickel finish with black porcelain levers and N1605 Classical Filter Tap. Credit: Biasol



Perrin & Rowe Mayan Kitchen Tap N4332 in gold finish. Credit: Shaker Fittings  
Inset: Perrin & Rowe Mayan Kitchen Tap N4338 in satin brass finish and N4328 in chrome finish. Credit: Provincial Kitchens.



| STYLE   | CODE    | PRODUCT DESCRIPTION  | RRP PRICING IN EACH FINISH (INCL. GST) |         |         |             |                |         |
|---|---------|--|--|---------|---------|-------------|----------------|---------|
|   |         |  | CHROME                                 | NICKEL  | PEWTER  | SATIN BRASS | POLISHED BRASS | GOLD    |
|   |         |  | CP                                     | NI      | PF      | SB          | BR             | IG      |
| PARTHIAN CLASSICAL KITCHEN & LAUNDRY TAPS   |         |  |  |         |         |             |                |         |
|    | N4341   | PARTHIAN - one hole mixer with porcelain levers                  | \$1,050                                | \$1,155 | \$1,260 | \$1,365     | \$1,365        | \$1,420 |
|    | N4346 < | PARTHIAN - one hole mixer with porcelain levers & spray rinse ** | \$1,455                                | \$1,605 | \$1,750 | \$1,895     | \$1,895        | \$1,965 |
|   | N4700   | PARTHIAN - one hole bar sink tap (short reach spout)*            | \$1,050                                | \$1,155 | \$1,260 | \$1,365     | \$1,365        | \$1,420 |
| MAYAN CLASSICAL KITCHEN & LAUNDRY TAPS  |         |  |  |         |         |             |                |         |
|  | N4322   | MAYAN - pair of wall mounted bibcock taps with lever handles     | \$890                                  | \$980   | \$1,070 | \$1,160     | \$1,160        | \$1,205 |
|  | N4332   | MAYAN - pair of bench mounted bibcock taps with lever handles    | \$890                                  | \$980   | \$1,070 | \$1,160     | \$1,160        | \$1,205 |
|  | N4338   | MAYAN - pair of bench mounted bibcock taps with crossheads       | \$890                                  | \$980   | \$1,070 | \$1,160     | \$1,160        | \$1,205 |
|  | N4328   | MAYAN - pair of wall mounted bibcock taps with crossheads        | \$890                                  | \$980   | \$1,070 | \$1,160     | \$1,160        | \$1,205 |

\*Mayan tap spout reach - The wall mounted reach for a Perrin & Rowe Mayan tap is 95mm. The bench mounted reach for a Perrin & Rowe Mayan tap is 155mm. \*\*Kitchen taps with a spray rinse require a minimum inlet water pressure of 100 kPa.










Perrin & Rowe Athenian Kitchen Tap N4376 in satin brass finish with matching metal handles NMETS. Credit: Anna Spiro Design





| STYLE   | CODE  | PRODUCT DESCRIPTION   | RRP PRICING IN EACH FINISH (INCL. GST) |         |         |                |                               |         |
|---|-------|---|--|---------|---------|----------------|-------------------------------|---------|
|   |       |   | CHROME                                 | NICKEL  | PEWTER  | ENGLISH BRONZE | SATIN BRASS or POLISHED BRASS | GOLD    |
|   |       |   | CP                                     | NI      | PF      | EB             | SB / BR                       | IG      |
| <b>ATHENIAN CLASSICAL KITCHEN &amp; LAUNDRY TAPS</b>                                |       |   |  |         |         |                |                               |         |
|    | N4370 | ATHENIAN - three hole mixer with crosshead handles  | \$1,375                                | \$1,515 | \$1,650 | \$1,790        | \$1,790                       | \$1,860 |
|    | N4375 | ATHENIAN - three hole mixer with crosshead handles and spray rinse**  | \$1,795                                | \$1,975 | \$2,155 | \$2,335        | \$2,335                       | \$2,425 |
|   | N4371 | ATHENIAN - three hole mixer with lever handles  | \$1,375                                | \$1,515 | \$1,650 | \$1,790        | \$1,790                       | \$1,860 |
|  | N4376 | ATHENIAN - three hole mixer with lever handles and spray rinse**  | \$1,795                                | \$1,975 | \$2,155 | \$2,335        | \$2,335                       | \$2,425 |
| <b>MATCHING FILTERED WATER TAP</b>  |       |   |  |         |         |                |                               |         |
|  | N1605 | Classical mini filtered water tap. <i>Optional filter system now sold separately, please add price of filter system if client requires one (\$350).</i> | \$835                                  | \$920   | \$1,005 | \$1,090        | \$1,090                       | \$1,130 |

\*Kitchen tap spout reach - The standard reach for a Perrin & Rowe kitchen tap is 235mm. Perrin & Rowe bar sink taps have a reach of 150mm. \*\*Kitchen taps with a spray rinse require a minimum inlet water pressure of 100 kPa.

# Country Kitchen Taps



**PERRIN & ROWE**  
MAY FAIR LONDON

| STYLE   | CODE  | PRODUCT DESCRIPTION  | RRP PRICING IN EACH FINISH (INCL. GST) |         |         |             |                |         |
|---|-------|--|--|---------|---------|-------------|----------------|---------|
|   |       |  | CHROME                                 | NICKEL  | PEWTER  | SATIN BRASS | POLISHED BRASS | GOLD    |
|   |       |  | CP                                     | NI      | PF      | SB          | BR             | IG      |
| POT FILLERS   |       |  |  |         |         |             |                |         |
|    | N4799 | Pot Filler with Levers                                       | \$1,245                                | \$1,370 | \$1,495 | \$1,620     | \$1,620        | \$1,680 |
|   |       |  |  |         |         |             |                |         |
|    | N4798 | Pot Filler with Crossheads                                   | \$1,245                                | \$1,370 | \$1,495 | \$1,620     | \$1,620        | \$1,680 |
|   |       |  |  |         |         |             |                |         |
| AQUITAINE COUNTRY KITCHEN & LAUNDRY TAPS  |       |  |  |         |         |             |                |         |
|   | N4741 | AQUITAINE - one hole mixer with single metal lever           | \$1,190                                | \$1,310 | \$1,430 | \$1,550     | \$1,550        | \$1,610 |
|   | N4739 | AQUITAINE - one hole bar sink tap (short reach spout)*       | \$1,190                                | \$1,310 | \$1,430 | \$1,550     | \$1,550        | \$1,610 |
|  | N4746 | AQUITAINE - one hole mixer with single lever & spray rinse** | \$1,555                                | \$1,715 | \$1,870 | \$2,025     | \$2,025        | \$2,100 |
|   |       |  |  |         |         |             |                |         |
| PICARDIE COUNTRY KITCHEN & LAUNDRY TAPS   |       |  |  |         |         |             |                |         |
|  | N4761 | PICARDIE - one hole mixer with metal levers                  | \$1,215                                | \$1,340 | \$1,460 | \$1,580     | \$1,580        | \$1,645 |
|   | N4759 | PICARDIE - one hole bar sink tap (short reach spout)*        | \$1,215                                | \$1,340 | \$1,460 | \$1,580     | \$1,580        | \$1,645 |
|  | N4766 | PICARDIE - one hole mixer with levers & spray rinse**        | \$1,580                                | \$1,740 | \$1,900 | \$2,055     | \$2,055        | \$2,135 |
|   |       |  |  |         |         |             |                |         |

\*Kitchen tap spout reach - The standard reach for a Perrin & Rowe kitchen tap is 235mm. Perrin & Rowe bar sink taps have a reach of 150mm. \*\*Kitchen taps with a spray rinse require a minimum inlet water pressure of 100 kPa.



Perrin & Rowe Picardie Kitchen Tap N4759 in polished nickel finish. Credit: Angela Steyn & Co  
Inset: Perrin & Rowe Pot Filler with Crossheads N4798 in chrome finish. Credit: Cockle Bay House

# Country Kitchen Taps



| STYLE   | CODE    | PRODUCT DESCRIPTION  | RRP PRICING IN EACH FINISH (INCL. GST) |         |         |             |                |         |
|---|---------|--|--|---------|---------|-------------|----------------|---------|
|   |         |  | CHROME                                 | NICKEL  | PEWTER  | SATIN BRASS | POLISHED BRASS | GOLD    |
|   |         |  | CP                                     | NI      | PF      | SB          | BR             | IG      |
| PROVENCE LEVER COUNTRY KITCHEN & LAUNDRY TAPS                                       |         |  |  |         |         |             |                |         |
|    | N4751   | PROVENCE - two hole mixer with metal levers  | \$1,510                                | \$1,665 | \$1,815 | \$1,965     | \$1,965        | \$2,040 |
|    | N4756   | PROVENCE - two hole mixer with metal levers & spray rinse**  | \$2,030                                | \$2,235 | \$2,440 | \$2,640     | \$2,640        | \$2,745 |
| LONGER REACH SPOUT  |         |  |  |         |         |             |                |         |
|   | SP280 < | Change to 280mm reach spout for Aquitaine, Picardie & Provence taps  | \$125                                  | \$140   | \$150   | \$165       | \$165          | \$170   |
| PROVENCE CROSSHEAD COUNTRY KITCHEN & LAUNDRY TAPS                                   |         |  |  |         |         |             |                |         |
|  | N4750   | PROVENCE - two hole mixer with crossheads  | \$1,510                                | \$1,665 | \$1,815 | \$1,965     | \$1,965        | \$2,040 |
|  | N4755   | PROVENCE - two hole mixer with crossheads & spray rinse**  | \$2,030                                | \$2,235 | \$2,440 | \$2,640     | \$2,640        | \$2,745 |
|  | N1621   | Country mini filtered water tap<br>optional filter system sold separately, please add price of filter system if client requires one. | \$920                                  | \$1,015 | \$1,105 | \$1,200     | \$1,200        | #1,245  |

\*Kitchen tap spout reach - The standard reach for a Perrin & Rowe kitchen tap is 235mm. Perrin & Rowe bar sink taps have a reach of 150mm and Aquitaine, Picardie and Provence models have an optional spout available with a 280mm reach. \*\*Kitchen taps with a spray rinse require a minimum inlet water pressure of 100 kPa.





Perrin & Rowe Provence Kitchen Tap N4756 in chrome finish. Credit: Denai Kulcsar Interiors

# Stainless Steel Sinks









**PERRIN & ROWE**  
MAYFAIR LONDON

| STYLE   | CODE          | PRODUCT DESCRIPTION   | RRP PRICING IN EACH FINISH<br>(INCL. GST) |
|---|---------------|---|---|
| STAINLESS STEEL   |               |   |   |
| SS  |               |   |   |
| <b>STAINLESS STEEL KITCHEN &amp; LAUNDRY SINKS</b>                                  |               |   |   |
|    | SS-2620SS-200 | Stainless Steel undermounted sink with overflow, angled bottom of drainage and acoustic softening on exterior. 200 x 440 x 203D   | \$1,195                                   |
|    | SS-2638SS-380 | Stainless Steel undermounted sink with overflow, angled bottom of drainage and acoustic softening on exterior. 380W x 440 x 203D  | \$1,395                                   |
|   | SS-2645SS-450 | Stainless Steel undermounted sink with overflow, angled bottom of drainage and acoustic softening on exterior. 450W x 440 x 203D  | \$1,450                                   |
|  | SS-2650SS-500 | Stainless Steel undermounted sink with overflow, angled bottom of drainage and acoustic softening on exterior. 500W x 440 x 203D  | \$1,495                                   |
|  | SS-2671SS-710 | Stainless Steel undermounted sink with overflow, angled bottom of drainage and acoustic softening on exterior. 710W x 440 x 203D  | \$1,595                                   |
|  |               | Options for Double Configuration include using a combination of two sink, with the smaller on the left or right of a larger model. Suggested min 100mm division between internal walls for natural stone benchtops. See individual pricing above. |   |

\*Conditions apply. Freight Charge information see page 4.



| STYLE   | CODE    | PRODUCT DESCRIPTION  | RRP PRICING IN EACH FINISH (INCL. GST) |
|---|---------|--|--|
|   |         |  | FIRECLAY                               |
|   |         |  | WHITE                                  |
| <b>FIRECLAY KITCHEN &amp; LAUNDRY SINKS</b>   |         |  |  |
|    | FTM450R | Top mounted round fireclay sink<br>Ø450mm, with one waste  | WAS \$495<br><b>NOW \$400</b>          |
|    | FR610S  | White reversible single fireclay sink<br>610w x 460d x 250h, one waste and<br>white sink protector rack                              | \$1,475                                |
|   | FR760S  | White reversible single fireclay sink<br>760w x 460d x 250h, one waste and<br>white sink protector rack                              | \$1,875                                |
|  | FR1000D | White reversible double fireclay sink<br>1000w (50/50 spilt) x 460d x 250h,<br>with two wastes and two white sink<br>protector racks | \$2,575                                |
|  | FTM860S | Single top mounted fireclay sink with<br>drainer 860w x 500d, one waste and<br>white sink protector rack                             | WAS \$995<br><b>NOW \$695</b>          |
|  | FTM860D | Double top mounted fireclay sink<br>860w x 550d, with two wastes and<br>two white sink protector racks                               | WAS \$1,395<br><b>NOW \$695</b>        |

Dimensions may differ slightly and we strongly recommend your fireclay sink be supplied to the cabinetmaker prior to manufacture of the cabinets. Waste outlets are designed to accommodate a basket strainer waste or a waste disposal unit fitted with an extended collar. Please carefully inspect your sink on arrival.

\*Conditions apply. Freight Charge information see page 4.



Perrin & Rowe Basin Set N3321 and Shower Set C1C in pewter finish. Credit: Studio Gorman



# CONTEMPORARY BASIN TAPS



**PERRIN & ROWE**  
MAYFAIR LONDON










CONTEMPORARY

RETAIL

| STYLE   | CODE  | PRODUCT DESCRIPTION   | RRP PRICING IN EACH FINISH (INCL. GST) |         |         |             |                |         |
|---|-------|---|--|---------|---------|-------------|----------------|---------|
|   |       |   | CHROME                                 | NICKEL  | PEWTER  | SATIN BRASS | POLISHED BRASS | GOLD    |
|   |       |   | CP                                     | NI      | PF      | SB          | BR             | IG      |
| CONTEMPORARY BASIN TAPS   |       |   |  |         |         |             |                |         |
| MONOBLOC BASIN MIXERS   |       |   |  |         |         |             |                |         |
|    | N3826 | Monobloc basin mixer with crossheads                        | \$970                                  | \$1,070 | \$1,165 | \$1,265     | \$1,265        | \$1,310 |
|    | N3835 | Monobloc basin mixer with levers                            | \$970                                  | \$1,070 | \$1,165 | \$1,265     | \$1,265        | \$1,310 |
| THREE HOLE BASIN MIXERS   |       |   |  |         |         |             |                |         |
|  | N3830 | Three hole basin mixer with high spout & levers             | \$1,180                                | \$1,300 | \$1,420 | \$1,535     | \$1,535        | \$1,595 |
|  | N3831 | Three hole basin mixer with high spout & crossheads         | \$1,180                                | \$1,300 | \$1,420 | \$1,535     | \$1,535        | \$1,595 |
|  | N3955 | Three hole basin mixer with tubular spout & levers          | \$1,180                                | \$1,300 | \$1,420 | \$1,535     | \$1,535        | \$1,595 |
|  | N3956 | Three hole basin mixer with tubular spout & crossheads      | \$1,180                                | \$1,300 | \$1,420 | \$1,535     | \$1,535        | \$1,595 |
| WALL MOUNTED BASIN MIXERS   |       |   |  |         |         |             |                |         |
|  | N3322 | Wall mounted basin set with 180mm modern spout & crossheads | \$920                                  | \$1,015 | \$1,105 | \$1,200     | \$1,200        | \$1,245 |
|  | N3321 | Wall mounted basin set with 180mm modern spout & levers     | \$920                                  | \$1,015 | \$1,105 | \$1,200     | \$1,200        | \$1,245 |

# Classical Basin Taps




| STYLE   | CODE    | PRODUCT DESCRIPTION                                    | RRP PRICING IN EACH FINISH (INCL. GST) |         |         |             |                |         |
|---|---------|--|--|---------|---------|-------------|----------------|---------|
|   |         |  | CHROME                                 | NICKEL  | PEWTER  | SATIN BRASS | POLISHED BRASS | GOLD    |
|   |         |  | CP                                     | NI      | PF      | SB          | BR             | IG      |
| BASIN TAPS  |         |  |  |         |         |             |                |         |
| PAIR OF BASIN TAPS  |         |  |  |         |         |             |                |         |
|    | N3475   | Pair of basin pillar taps with levers                  | \$745                                  | \$820   | \$895   | \$970       | \$970          | \$1,010 |
|   |         |  |  |         |         |             |                |         |
|    | N3476   | Pair of basin pillar taps with crossheads              | \$745                                  | \$820   | \$895   | \$970       | \$970          | \$1,010 |
|   |         |  |  |         |         |             |                |         |
| MONOBLOC BASIN MIXERS   |         |  |  |         |         |             |                |         |
|   | N3626 < | Monobloc basin mixer with crossheads                   | \$970                                  | \$1,070 | \$1,165 | \$1,265     | \$1,265        | \$1,310 |
|   |         |  |  |         |         |             |                |         |
|  | N3635 < | Monobloc basin mixer with levers                       | \$970                                  | \$1,070 | \$1,165 | \$1,265     | \$1,265        | \$1,310 |
|   |         |  |  |         |         |             |                |         |
| THREE HOLE BASIN MIXERS   |         |  |  |         |         |             |                |         |
|  | N3700 < | Three hole basin mixer with high spout & levers        | \$1,105                                | \$1,220 | \$1,330 | \$1,440     | \$1,440        | \$1,495 |
|   | N3701   | Three hole basin mixer with high spout & crossheads    | \$1,105                                | \$1,220 | \$1,330 | \$1,440     | \$1,440        | \$1,495 |
|  | N3705 < | Three hole basin mixer with low spout & levers         | \$1,120                                | \$1,235 | \$1,345 | \$1,460     | \$1,460        | \$1,515 |
|   | N3706   | Three hole basin mixer with low spout & crossheads     | \$1,120                                | \$1,235 | \$1,345 | \$1,460     | \$1,460        | \$1,515 |
|  | N3720 < | Three hole basin mixer with country spout & levers     | \$1,245                                | \$1,370 | \$1,495 | \$1,620     | \$1,620        | \$1,685 |
|   | N3721   | Three hole basin mixer with country spout & crossheads | \$1,245                                | \$1,370 | \$1,495 | \$1,620     | \$1,620        | \$1,685 |
| WALL MOUNTED BASIN SETS   |         |  |  |         |         |             |                |         |
|  | N3790 < | Wall mounted basin set with country spout & levers     | \$720                                  | \$795   | \$865   | \$940       | \$940          | \$975   |
|   | N3791   | Wall mounted basin set with country spout & crossheads | \$720                                  | \$795   | \$865   | \$940       | \$940          | \$975   |
|  | N3560   | Wall mounted basin set with low spout & levers         | \$745                                  | \$820   | \$895   | \$970       | \$970          | \$1,010 |
|   | N3561 < | Wall mounted basin set with low spout & crossheads     | \$745                                  | \$820   | \$895   | \$970       | \$970          | \$1,010 |



Perrin & Rowe Basin Set N3720 and Bath Spout N3585 and valves N3231 in chrome finish. Credit: Denai Kulcsar Interiors  
Inset: Perrin & Rowe Basin Set N3560 in nickel finish. Credit: Jessica Tilley

# DECO BASIN TAPS



| STYLE   | CODE  | PRODUCT DESCRIPTION                       | RRP PRICING IN EACH FINISH<br>(INCL. GST) |         |         |                |                   |         |
|---|-------|---|---|---------|---------|----------------|-------------------|---------|
|   |       |   | CHROME                                    | NICKEL  | PEWTER  | SATIN<br>BRASS | POLISHED<br>BRASS | GOLD    |
|   |       |   | CP  | NI      | PF      | SB             | BR                | IG      |
| DECO BASIN TAPS   |       |   |   |         |         |                |                   |         |
| MONOBLOC BASIN MIXERS   |       |   |   |         |         |                |                   |         |
|    | N3135 | Monobloc single lever basin mixer         | \$1,245                                   | \$1,370 | \$1,495 | \$1,620        | \$1,620           | \$1,685 |
|   |       |   |   |         |         |                |                   |         |
| THREE HOLE BASIN MIXERS   |       |   |   |         |         |                |                   |         |
|    | N3141 | Three hole basin set with lever handles   | \$1,680                                   | \$1,850 | \$2,020 | \$2,185        | \$2,185           | \$2,270 |
|   |       |   |   |         |         |                |                   |         |
|  | N3142 | Three hole basin set with crossheads      | \$1,680                                   | \$1,850 | \$2,020 | \$2,185        | \$2,185           | \$2,270 |
|   |       |   |   |         |         |                |                   |         |
| WALL MOUNTED BASIN MIXERS   |       |   |   |         |         |                |                   |         |
|  | N3170 | Wall mounted basin set with lever handles | \$1,245                                   | \$1,370 | \$1,495 | \$1,620        | \$1,620           | \$1,685 |
|   |       |   |   |         |         |                |                   |         |
|  | N3171 | Wall mounted basin set with crossheads    | \$1,245                                   | \$1,370 | \$1,495 | \$1,620        | \$1,620           | \$1,685 |
|   |       |   |   |         |         |                |                   |         |





Perrin & Rowe Basin Set N3141 in chrome finish and N2933 Art Deco basin with N2934 pedestal. Credit: Jib Design












Perrin & Rowe Bath Spout N3330 and Valves N3054 in pewter finish. Credit: Studio Gorman

# CONTEMPORARY WALL MOUNT BATH TAPS



## CONTEMPORARY

RETAIL






| STYLE   | CODE  | PRODUCT DESCRIPTION                         | RRP PRICING IN EACH FINISH<br>(INCL. GST) |          |          |                |                   |         |
|---|-------|---|---|----------|----------|----------------|-------------------|---------|
|   |       |   | CHROME                                    | NICKEL   | PEWTER   | SATIN<br>BRASS | POLISHED<br>BRASS | GOLD    |
|   |       |   | CP  | NI       | PF       | SB             | BR                | IG      |
| WALL MOUNTED BATH COMPONENTS  |       |   |   |          |          |                |                   |         |
|    | N3330 | Wall mounted 210 modern bath spout          | \$470                                     | \$520    | \$565    | \$615          | \$615             | \$635   |
|    | N3813 | Wall mounted round bath spout               | \$945                                     | \$1,040  | \$1,135  | \$1,230        | \$1,230           | \$1,280 |
|    | N3054 | Wall valve set with levers 20mm             | \$620                                     | \$685    | \$745    | \$810          | \$810             | \$840   |
|   | N3064 | Single wall valve with lever 20mm           | \$310                                     | \$342.50 | \$372.50 | \$405          | \$405             | \$420   |
|   | N3055 | Wall valve set with crossheads 20mm         | \$620                                     | \$685    | \$745    | \$810          | \$810             | \$840   |
|   | N3065 | Single wall valve with crosshead 20mm       | \$310                                     | \$342.50 | \$372.50 | \$405          | \$405             | \$420   |
|  | N5806 | Single lever pressure balanced shower mixer | \$1,230                                   | \$1,355  | \$1,480  | \$1,600        | \$1,600           | \$1,665 |
| EXAMPLE WALL MOUNTED BATH SETS  |       |   |   |          |          |                |                   |         |
|  | N3055 | Wall valve set with crossheads 20mm         | \$620                                     | \$685    | \$745    | \$810          | \$810             | \$840   |
|  | N3330 | Wall mounted 210 modern bath spout          | \$470                                     | \$520    | \$565    | \$615          | \$615             | \$635   |
| TOTAL:  |       |   | \$1,090                                   | \$1,205  | \$1,310  | \$1,425        | \$1,425           | \$1,475 |
|  | N3054 | Wall valve set with levers 20mm             | \$620                                     | \$685    | \$745    | \$810          | \$810             | \$840   |
|  | N3330 | Wall mounted 210 modern bath spout          | \$470                                     | \$520    | \$565    | \$615          | \$615             | \$635   |
| TOTAL:  |       |   | \$1,090                                   | \$1,205  | \$1,310  | \$1,425        | \$1,425           | \$1,475 |

# CONTEMPORARY DECK MOUNT BATH TAPS









**PERRIN & ROWE®**  
MAYFAIR LONDON


CONTEMPORARY

| STYLE   | CODE    | PRODUCT DESCRIPTION   | RRP PRICING IN EACH FINISH (INCL. GST) |         |         |             |                |         |
|---|---------|---|--|---------|---------|-------------|----------------|---------|
|   |         |   | CHROME                                 | NICKEL  | PEWTER  | SATIN BRASS | POLISHED BRASS | GOLD    |
|   |         |   | CP                                     | NI      | PF      | SB          | BR             | IG      |
| <b>BATH TAPS</b>  |         |   |  |         |         |             |                |         |
| <b>THREE HOLE DECK MOUNTED BATH SETS</b>  |         |   |  |         |         |             |                |         |
|    | N3855   | Three hole bath set with 175mm high spout & levers                | \$1,125                                | \$1,240 | \$1,350 | \$1,465     | \$1,465        | \$1,520 |
|   | N3856   | Three hole bath set with 175mm high spout & xheads                | \$1,125                                | \$1,240 | \$1,350 | \$1,465     | \$1,465        | \$1,520 |
|   | N3858   | Three hole bath set with 260mm high spout & levers                | \$1,285                                | \$1,415 | \$1,545 | \$1,675     | \$1,675        | \$1,735 |
|   | N3859 < | Three hole bath set with 260mm high spout & xheads                | \$1,285                                | \$1,415 | \$1,545 | \$1,675     | \$1,675        | \$1,735 |
| <b>FOUR HOLE DECK MOUNTED BATH SETS (WITH HANDSHOWER)</b>                           |         |   |  |         |         |             |                |         |
|  | N3845 < | Four hole bath set with 175mm high spout, levers & handshower     | \$1,560                                | \$1,720 | \$1,875 | N/A         | N/A            | N/A     |
|   | N3846   | Four hole bath set with 175mm high spout, crossheads & handshower | \$1,560                                | \$1,720 | \$1,875 | N/A         | N/A            | N/A     |
|   | N3848   | Four hole bath set with 260mm high spout, levers & handshower     | \$1,720                                | \$1,895 | \$2,065 | N/A         | N/A            | N/A     |
|   | N3849   | Four hole bath set with 260mm high spout, crossheads & handshower | \$1,720                                | \$1,895 | \$2,065 | N/A         | N/A            | N/A     |
|  | N3975 < | Four hole bath set with tubular spout, levers & handshower        | \$1,560                                | \$1,720 | \$1,875 | N/A*        | N/A*           | N/A*    |
|   | N3976   | Four hole bath set with tubular spout, crossheads & handshower    | \$1,560                                | \$1,720 | \$1,875 | N/A*        | N/A*           | N/A*    |
| <b>CONTEMPORARY BATH FILLERS ON FLOORLEGS</b>                                       |         |   |  |         |         |             |                |         |
| *Not available in these finishes  |         |   |  |         |         |             |                |         |
|  | N3874   | Contemporary bath filler with levers on floorlegs                 | \$2,460                                | \$2,710 | \$2,960 | \$3,200     | \$3,200        | \$3,325 |
|   |         |   |  |         |         |             |                |         |
|  | N3875   | Contemporary bath filler with crossheads on floorlegs             | \$2,460                                | \$2,710 | \$2,960 | \$3,200     | \$3,200        | \$3,325 |
|   |         |   |  |         |         |             |                |         |








| STYLE   | CODE  | PRODUCT DESCRIPTION                         | RRP PRICING IN EACH FINISH (INCL. GST) |         |         |             |                |         |
|---|-------|---|--|---------|---------|-------------|----------------|---------|
|   |       |   | CHROME                                 | NICKEL  | PEWTER  | SATIN BRASS | POLISHED BRASS | GOLD    |
|   |       |   | CP                                     | NI      | PF      | SB          | BR             | IG      |
| WALL MOUNTED BATH COMPONENTS  |       |   |  |         |         |             |                |         |
|    | N3585 | Wall mounted low bath spout                 | \$405                                  | \$450   | \$490   | \$530       | \$530          | \$550   |
|    | N3785 | Wall mounted country bath spout             | \$430                                  | \$475   | \$520   | \$560       | \$560          | \$585   |
|    | N3805 | Wall mounted round bath spout               | \$480                                  | \$530   | \$580   | \$625       | \$625          | \$650   |
|    | N3230 | Wall valve set with levers                  | \$620                                  | \$685   | \$745   | \$810       | \$810          | \$840   |
|  | N3231 | Wall valve set with crossheads              | \$620                                  | \$685   | \$745   | \$810       | \$810          | \$840   |
|  | N5506 | Single lever pressure balanced shower mixer | \$1,230                                | \$1,355 | \$1,480 | \$1,600     | \$1,600        | \$1,665 |
| EXAMPLE WALL MOUNTED BATH SETS  |       |   |  |         |         |             |                |         |
|  | N3231 | Wall valve set with crossheads              | \$620                                  | \$685   | \$745   | \$810       | \$810          | \$840   |
|  | N3585 | Wall mounted low bath spout                 | \$405                                  | \$450   | \$490   | \$530       | \$530          | \$550   |
| TOTAL:  |       |   | \$1,025                                | \$1,135 | \$1,235 | \$1,340     | \$1,340        | \$1,390 |
|  | N3230 | Wall valve set with levers                  | \$620                                  | \$685   | \$745   | \$810       | \$810          | \$840   |
|  | N3785 | Wall mounted country bath spout             | \$430                                  | \$475   | \$520   | \$560       | \$560          | \$585   |
| TOTAL:  |       |   | \$1,050                                | \$1,160 | \$1,265 | \$1,370     | \$1,370        | \$1,425 |



Perrin & Rowe Basin Set N3791 and Bath Set N3248 in pewter finish. Credit: Ingrid Geldof Design





| STYLE   | CODE    | PRODUCT DESCRIPTION   | RRP PRICING IN EACH FINISH (INCL. GST) |         |         |             |                |         |
|---|---------|---|--|---------|---------|-------------|----------------|---------|
|   |         |   | CHROME                                 | NICKEL  | PEWTER  | SATIN BRASS | POLISHED BRASS | GOLD    |
|   |         |   | CP                                     | NI      | PF      | SB          | BR             | IG      |
| <b>BATH SETS HOB MOUNTED</b>  |         |   |  |         |         |             |                |         |
| <b>THREE HOLE HOB MOUNTED BATH SETS</b>   |         |   |  |         |         |             |                |         |
|    | N3255 < | Three hole bath set with 180mm high spout & levers                | \$1,125                                | \$1,240 | \$1,350 | \$1,465     | \$1,465        | \$1,520 |
|   | N3256   | Three hole bath set with 180mm high spout & crossheads            | \$1,125                                | \$1,240 | \$1,350 | \$1,465     | \$1,465        | \$1,520 |
|   | N3258   | Three hole bath set with 255mm high spout & levers                | \$1,285                                | \$1,415 | \$1,545 | \$1,675     | \$1,675        | \$1,735 |
|   | N3259   | Three hole bath set with 255mm high spout & crossheads            | \$1,285                                | \$1,415 | \$1,545 | \$1,675     | \$1,675        | \$1,735 |
|    | N3735 < | Three hole bath set with low spout & levers                       | \$1,095                                | \$1,205 | \$1,315 | \$1,425     | \$1,425        | \$1,480 |
|   | N3736   | Three hole bath set with low spout & crossheads                   | \$1,095                                | \$1,205 | \$1,315 | \$1,425     | \$1,425        | \$1,480 |
|  | N3755 < | Three hole bath set with country spout & levers                   | \$1,185                                | \$1,305 | \$1,425 | \$1,545     | \$1,545        | \$1,600 |
|   | N3756   | Three hole bath set with country spout & crossheads               | \$1,185                                | \$1,305 | \$1,425 | \$1,545     | \$1,545        | \$1,600 |
| <b>FOUR HOLE HOB MOUNTED BATH SETS (WITH HANDSHOWER)</b>                            |         |   |  |         |         |             |                |         |
|  | N3245 < | Four hole bath set with 180mm high spout, levers & handshower     | \$1,560                                | \$1,720 | \$1,875 | \$2,030     | \$2,030        | \$2,110 |
|   | N3246   | Four hole bath set with 180mm high spout, crossheads & handshower | \$1,560                                | \$1,720 | \$1,875 | \$2,030     | \$2,030        | \$2,110 |
|   | N3248   | Four hole bath set with 255mm high spout, levers & handshower     | \$1,720                                | \$1,895 | \$2,065 | \$2,240     | \$2,240        | \$2,325 |
|   | N3249   | Four hole bath set with 255mm high spout, crossheads & handshower | \$1,720                                | \$1,895 | \$2,065 | \$2,240     | \$2,240        | \$2,325 |
|  | N3737 < | Four hole bath set with low spout, levers & handshower            | \$1,530                                | \$1,685 | \$1,840 | \$1,990     | \$1,990        | \$2,070 |
|   | N3738   | Four hole bath set with low spout, crossheads & handshower        | \$1,530                                | \$1,685 | \$1,840 | \$1,990     | \$1,990        | \$2,070 |
|  | N3745 < | Four hole bath set with country spout, levers & handshower        | \$1,620                                | \$1,785 | \$1,945 | \$2,110     | \$2,110        | \$2,190 |
|   | N3746   | Four hole bath set with country spout, crossheads & handshower    | \$1,620                                | \$1,785 | \$1,945 | \$2,110     | \$2,110        | \$2,190 |

# Classical Bath Taps



**PERRIN & ROWE**  
MAYFAIR LONDON

| STYLE   | CODE    | PRODUCT DESCRIPTION   | RRP PRICING IN EACH FINISH<br>(INCL. GST) |         |         |                |                   |         |
|---|---------|---|---|---------|---------|----------------|-------------------|---------|
|   |         |   | CHROME                                    | NICKEL  | PEWTER  | SATIN<br>BRASS | POLISHED<br>BRASS | GOLD    |
|   |         |   | CP  | NI      | PF      | SB             | BR                | IG      |
| BATH TAPS ON FLOORLEGS  |         |   |   |         |         |                |                   |         |
|    | N3525   | Bath filler on floorlegs with levers  | \$2,465                                   | \$2,715 | \$2,960 | \$3,210        | \$3,210           | \$3,330 |
|   |         |   |   |         |         |                |                   |         |
|   | N3526   | Bath filler on floorlegs with crossheads                                    | \$2,465                                   | \$2,715 | \$2,960 | \$3,210        | \$3,210           | \$3,330 |
|   |         |   |   |         |         |                |                   |         |
|  | N3520/1 | Bath/shower mixer on floorlegs with levers and a handshower in a cradle     | \$3,150                                   | \$3,470 | \$3,785 | \$4,100        | \$4,100           | \$4,255 |
|   |         |   |   |         |         |                |                   |         |
|  | N3521/1 | Bath/shower mixer on floorlegs with crossheads and a handshower in a cradle | \$3,150                                   | \$3,470 | \$3,785 | \$4,100        | \$4,100           | \$4,255 |
|   |         |   |   |         |         |                |                   |         |










Perrin & Rowe Bath Set N3521/1 in pewter finish. Credit: Hancock Architects & Denai Kulcsar Interiors

# Classical Bath Taps












| STYLE   | CODE         | PRODUCT DESCRIPTION  | RRP PRICING IN EACH FINISH<br>(INCL. GST) |         |         |                |                   |         |
|---|--------------|--|---|---------|---------|----------------|-------------------|---------|
|   |              |  | CHROME                                    | NICKEL  | PEWTER  | SATIN<br>BRASS | POLISHED<br>BRASS | GOLD    |
|   |              |  | CP  | NI      | PF      | SB             | BR                | IG      |
| BATH TAPS   |              |  |   |         |         |                |                   |         |
| BATH MIXERS   |              |  |   |         |         |                |                   |         |
|    | N3505<br><   | Bath mixer on pillar unions with levers                                    | \$1,370                                   | \$1,510 | \$1,645 | \$1,785        | \$1,785           | \$1,850 |
|   | N3506        | Bath mixer on pillar unions with crossheads                                | \$1,370                                   | \$1,510 | \$1,645 | \$1,785        | \$1,785           | \$1,850 |
|    | N3515        | Bath mixer on wall unions with levers                                      | \$1,370                                   | \$1,510 | \$1,645 | \$1,785        | \$1,785           | \$1,850 |
|   | N3516<br><   | Bath mixer on wall unions with crossheads                                  | \$1,370                                   | \$1,510 | \$1,645 | \$1,785        | \$1,785           | \$1,850 |
| BATH/SHOWER MIXERS WITH TOP OUTLETS (for connection to riser pipe)                  |              |  |   |         |         |                |                   |         |
|   | N3500        | Bath/shower mixer on pillar unions with levers & top outlet for shower     | \$1,555                                   | \$1,715 | \$1,870 | \$2,025        | \$2,025           | \$2,100 |
|   | N3501<br><   | Bath/shower mixer on pillar unions with crossheads & top outlet for shower | \$1,555                                   | \$1,715 | \$1,870 | \$2,025        | \$2,025           | \$2,100 |
|   | N3510        | Bath/shower mixer on wall unions with levers & top outlet for shower       | \$1,555                                   | \$1,715 | \$1,870 | \$2,025        | \$2,025           | \$2,100 |
|   | N3511        | Bath/shower mixer on wall unions with crossheads & top outlet for shower   | \$1,555                                   | \$1,715 | \$1,870 | \$2,025        | \$2,025           | \$2,100 |
| BATH/SHOWER MIXERS WITH HANDSHOWER IN CRADLE  |              |  |   |         |         |                |                   |         |
|  | N3500/1      | Bath/shower mixer on pillar unions with levers & handshower in cradle      | \$2,055                                   | \$2,265 | \$2,470 | \$2,675        | \$2,675           | \$2,775 |
|   | N3501/1<br>< | Bath/shower mixer on pillar unions with crossheads & handshower in cradle  | \$2,055                                   | \$2,265 | \$2,470 | \$2,675        | \$2,675           | \$2,775 |
|  | N3510/1<br>< | Bath/shower mixer on wall unions with levers & handshower in cradle        | \$2,055                                   | \$2,265 | \$2,470 | \$2,675        | \$2,675           | \$2,775 |
|   | N3511/1      | Bath/shower mixer on wall unions with crossheads & handshower in cradle    | \$2,055                                   | \$2,265 | \$2,470 | \$2,675        | \$2,675           | \$2,775 |



Perrin & Rowe Bath Set N3516 in pewter finish. Credit: Tamsin Johnson

## DECO BATH TAPS



| STYLE   | CODE  | PRODUCT DESCRIPTION  | RRP PRICING IN EACH FINISH<br>(INCL. GST) |              |              |                      |                         |            |
|---|-------|--|---|--------------|--------------|----------------------|-------------------------|------------|
|   |       |  | CHROME<br>CP                              | NICKEL<br>NI | PEWTER<br>PF | SATIN<br>BRASS<br>SB | POLISHED<br>BRASS<br>BR | GOLD<br>IG |
| DECO WALL MOUNTED BATH COMPONENTS   |       |  |   |              |              |                      |                         |            |
|    | N3185 | Bath spout   | \$520                                     | \$575        | \$625        | \$680                | \$680                   | \$705      |
|   |       |  |   |              |              |                      |                         |            |
|    | N3130 | Pair of lever handled wall valves for bath or shower                         | \$1,040                                   | \$1,145      | \$1,250      | \$1,355              | \$1,355                 | \$1,405    |
|   |       |  |   |              |              |                      |                         |            |
|    | N3131 | Pair of crosshead wall valves for bath or shower                             | \$1,040                                   | \$1,145      | \$1,250      | \$1,355              | \$1,355                 | \$1,405    |
|   |       |  |   |              |              |                      |                         |            |
|   | N5141 | Three way diverter - one inlet & two outlets with lever handle               | \$970                                     | \$1,070      | \$1,165      | \$1,265              | \$1,265                 | \$1,310    |
|   | N5142 | Three way diverter - one inlet & two outlets with crosshead handle           | \$970                                     | \$1,070      | \$1,165      | \$1,265              | \$1,265                 | \$1,310    |
|  | N5161 | Four way diverter - one inlet & three outlets with lever handle              | \$1,090                                   | \$1,200      | \$1,310      | \$1,420              | \$1,420                 | \$1,475    |
|   | N5162 | Four way diverter - one inlet & three outlets with crosshead handle          | \$1,090                                   | \$1,200      | \$1,310      | \$1,420              | \$1,420                 | \$1,475    |
|  | N5106 | Single lever shower mixer with pressure balancing valve                      | \$1,230                                   | \$1,355      | \$1,480      | \$1,600              | \$1,600                 | \$1,665    |
|   |       |  |   |              |              |                      |                         |            |
| DECO WALL MOUNTED BATH SETS   |       |  |   |              |              |                      |                         |            |
|  | N3180 | Wall mounted bath set with lever handles                                     | \$1,555                                   | \$1,715      | \$1,870      | \$2,025              | \$2,025                 | \$2,100    |
|   |       |  |   |              |              |                      |                         |            |
|  | N3181 | Wall mounted bath set with crossheads  | \$1,555                                   | \$1,715      | \$1,870      | \$2,025              | \$2,025                 | \$2,100    |
|   |       |  |   |              |              |                      |                         |            |
|  | N3110 | Deco bath/shower mixer on wall unions with levers & handshower in cradle     | \$3,595                                   | \$3,965      | \$4,320      | \$4,680              | \$4,680                 | \$4,860    |
|   | N3111 | Deco bath/shower mixer on wall unions with crossheads & handshower in cradle | \$3,595                                   | \$3,965      | \$4,320      | \$4,680              | \$4,680                 | \$4,860    |










Perrin & Rowe Bath Set N3180 in chrome finish. Credit: Jib Design





Perrin & Rowe Bath Set N3121 in chrome finish. Credit: Britt Salt



| STYLE   | CODE  | PRODUCT DESCRIPTION  | RRP PRICING IN EACH FINISH (INCL. GST) |         |         |             |                |         |
|---|-------|--|--|---------|---------|-------------|----------------|---------|
|   |       |  | CHROME                                 | NICKEL  | PEWTER  | SATIN BRASS | POLISHED BRASS | GOLD    |
|   |       |  | CP                                     | NI      | PF      | SB          | BR             | IG      |
| <b>DECO DECK MOUNTED BATH SETS</b>  |       |  |  |         |         |             |                |         |
|    | N3158 | Three hole deck mounted bath set with levers                                   | \$2,165                                | \$2,385 | \$2,600 | \$2,815     | \$2,815        | \$2,925 |
|   | N3159 | Three hole deck mounted bath set with crossheads                               | \$2,165                                | \$2,385 | \$2,600 | \$2,815     | \$2,815        | \$2,925 |
|    | N3148 | Four hole deck mounted bath set with levers and handshower                     | \$3,065                                | \$3,375 | \$3,680 | \$3,985     | \$3,985        | \$4,140 |
|   | N3149 | Four hole deck mounted bath set with crossheads and handshower                 | \$3,065                                | \$3,375 | \$3,680 | \$3,985     | \$3,985        | \$4,140 |
|   | N3100 | Deco bath/shower mixer on pillar unions with levers & handshower in cradle     | \$3,560                                | \$3,925 | \$4,280 | \$4,635     | \$4,635        | \$4,815 |
|   | N3101 | Deco bath/shower mixer on pillar unions with crossheads & handshower in cradle | \$3,560                                | \$3,925 | \$4,280 | \$4,635     | \$4,635        | \$4,815 |
| <b>DECO FREESTANDING BATH SETS</b>  |       |  |  |         |         |             |                |         |
|  | N3120 | Deco bath/shower mixer on floorlegs with levers & handshower in cradle         | \$4,935                                | \$5,440 | \$5,930 | \$6,425     | \$6,425        | \$6,670 |
|  | N3121 | Deco bath/shower mixer on floorlegs with crossheads & handshower in cradle     | \$4,935                                | \$5,440 | \$5,930 | \$6,425     | \$6,425        | \$6,670 |






Perrin & Rowe Shower Outlet N5912 and Discus Rose N5245 in chrome finish. Credit: Tobias Partners

# CONTEMPORARY SHOWER COMPONENTS



## CONTEMPORARY

RETAIL


| STYLE   | CODE  | PRODUCT DESCRIPTION  | RRP PRICING IN EACH FINISH (INCL. GST) |          |          |             |                |         |
|---|-------|--|--|----------|----------|-------------|----------------|---------|
|   |       |  | CHROME                                 | NICKEL   | PEWTER   | SATIN BRASS | POLISHED BRASS | GOLD    |
|   |       |  | CP                                     | NI       | PF       | SB          | BR             | IG      |
| SHOWER VALVES, MIXERS & DIVERTERS   |       |  |  |          |          |             |                |         |
|    | N3054 | Wall valve set with levers 20mm  | \$620                                  | \$685    | \$745    | \$810       | \$810          | \$840   |
|   | N3064 | Single wall valve with lever 20mm  | \$310                                  | \$342.50 | \$372.50 | \$405       | \$405          | \$420   |
|    | N3055 | Wall valve set with crossheads 20mm  | \$620                                  | \$685    | \$745    | \$810       | \$810          | \$840   |
|   | N3065 | Single wall valve with crosshead 20mm  | \$310                                  | \$342.50 | \$372.50 | \$405       | \$405          | \$420   |
|   | N5806 | Single lever pressure balanced shower mixer  | \$1,230                                | \$1,355  | \$1,480  | \$1,600     | \$1,600        | \$1,665 |
|  | N5842 | Three way single lever diverter (1 inlet & 2 outlets)  | \$620                                  | \$685    | \$745    | \$810       | \$810          | \$840   |
|   | N5862 | Four way single lever diverter (1 inlet & 3 outlets)   | \$680                                  | \$750    | \$820    | \$885       | \$885          | \$920   |
| SHOWER ROSES  |       |  |  |          |          |             |                |         |
|  | N5227 | 200mm shower rose with perforated plate<br>* Brass roses have a copper upper due to base materials | \$430                                  | \$475    | \$520    | \$560       | \$560          | \$585   |
|   |       |  |  |          |          |             |                |         |
|  | N5245 | Discus shower rose 200mm with easy clean plate   | \$705                                  | \$780    | \$850    | \$920       | \$920          | \$955   |
|   |       |  |  |          |          |             |                |         |
| SHOWER ROSE MOUNTS  |       |  |  |          |          |             |                |         |
|  | N5884 | Overhead shower arm 90° bend for shower rose   | \$370                                  | \$410    | \$445    | \$485       | \$485          | \$500   |

# CONTEMPORARY SHOWER COMPONENTS



**PERRIN & ROWE®**  
MAYFAIR LONDON

## CONTEMPORARY

| STYLE  | CODE                             | PRODUCT DESCRIPTION  | RRP PRICING IN EACH FINISH (INCL. GST) |                |                |   |                |                |
|--|----------------------------------|--|--|----------------|----------------|---|----------------|----------------|
|  |                                  |  | CHROME                                 | NICKEL         | PEWTER         | SATIN BRASS   | POLISHED BRASS | GOLD           |
|  |                                  |  | CP                                     | NI             | PF             | SB  | BR             | IG             |
|               | N5911 <                          | Ceiling shower outlet 100mm  | \$205                                  | \$230          | \$250          | \$270   | \$270          | \$280          |
|  | N5912                            | Ceiling shower outlet 300mm  | \$245                                  | \$270          | \$295          | \$320   | \$320          | \$335          |
|  | N5913                            | Ceiling shower outlet 600mm  | \$295                                  | \$325          | \$355          | \$385   | \$385          | \$400          |
| <b>PARKING BRACKETS</b>  |                                  |  |  |                |                |   |                |                |
|               | N5300                            | Parking bracket  | \$155                                  | \$175          | \$190          | \$205   | \$205          | \$210          |
|               | N5302                            | Wall outlet with parking bracket   | \$205                                  | \$230          | \$250          | \$270   | \$270          | \$280          |
| <b>HANDSHOWERS &amp; WALL OUTLETS</b>  |                                  |  |  |                |                |   |                |                |
| <br>Closeup | N5810                            | Multi-function handshower on hose (*Due to manufacturing constraints Perrin & Rowe do not offer N5810 in brass.) | \$430                                  | \$475          | \$520          | N/A   | N/A            | N/A            |
|  | N5840                            | 600mm rail with sliding handshower parking bracket   | \$870                                  | \$960          | \$1,045        | \$1,135   | \$1,135        | \$1,175        |
|  | N5846                            | Wall outlet for handshower   | \$145                                  | \$160          | \$175          | \$190   | \$190          | \$200          |
|  | <b>TOTAL (above three items)</b> |  | <b>\$1,445</b>                         | <b>\$1,595</b> | <b>\$1,740</b> | Handshower not available in these finishes. See below for option. |                |                |
| <br>Closeup | N5815                            | Easy clean handshower on hose (*Due to manufacturing constraints Perrin & Rowe do not offer N5815 in brass.)     | \$295                                  | \$325          | \$355          | N/A   | N/A            | N/A            |
|  | N5840                            | 600mm rail with sliding handshower parking bracket   | \$870                                  | \$960          | \$1,045        | \$1,135   | \$1,135        | \$1,175        |
|  | N5846                            | Wall outlet for handshower   | \$145                                  | \$160          | \$175          | \$190   | \$190          | \$200          |
|  | <b>TOTAL (above three items)</b> |  | <b>\$1,310</b>                         | <b>\$1,445</b> | <b>\$1,575</b> | Handshower not available in these finishes. See below for option. |                |                |
| <br>Closeup | N5387METH                        | Classical handshower with METAL handle   | \$600                                  | \$661          | \$721          | \$782   | \$782          | \$812          |
|  | N5840                            | 600mm rail with sliding handshower parking bracket   | \$870                                  | \$960          | \$1,045        | \$1,135   | \$1,135        | \$1,175        |
|  | N5846                            | Wall outlet for handshower   | \$145                                  | \$160          | \$175          | \$190   | \$190          | \$200          |
|  | <b>TOTAL (above three items)</b> |  | <b>\$1,615</b>                         | <b>\$1,781</b> | <b>\$1,941</b> | <b>\$2,107</b>  | <b>\$2,107</b> | <b>\$2,187</b> |





Perrin & Rowe Shower Set CIC pewter finish. Credit: Studio Gorman

## CONTEMPORARY SHOWER SETS



**PERRIN & ROWE®**  
MAYFAIR LONDON

(NOTE: THIS IS NOT A COMPLETE LIST OF THE  
SHOWER SET COMBINATIONS AVAILABLE)

## CONTEMPORARY

| STYLE | CODE | PRODUCT DESCRIPTION | RRP PRICING IN EACH FINISH (INCL. GST) |        |        |                |                   |      |
|-------|------|---------------------|--|--------|--------|----------------|-------------------|------|
|       |      |                     | CHROME                                 | NICKEL | PEWTER | SATIN<br>BRASS | POLISHED<br>BRASS | GOLD |
|       |      |                     | CP                                     | NI     | PF     | SB             | BR                | IG   |

## EXAMPLE SHOWER SETS

## EXAMPLE C1A. HANDSHOWER ON SLIDING RAIL WITH CROSSHEAD WALL VALVES

|               |  |                |                |                |                 |                 |                 |
|---------------|--|----------------|----------------|----------------|-----------------|-----------------|-----------------|
| N5840         | 600mm rail with sliding handshower parking bracket | \$870          | \$960          | \$1,045        | \$1,135         | \$1,135         | \$1,175         |
| N5846         | Wall outlet for handshower                         | \$145          | \$160          | \$175          | \$190           | \$190           | \$200           |
| N5815         | Easy clean handshower on hose                      | \$295          | \$325          | \$355          | \$782*          | \$782*          | \$812*          |
| N3055         | Wall valve set with crossheads                     | \$620          | \$685          | \$745          | \$810           | \$810           | \$840           |
| <b>TOTAL:</b> |  | <b>\$1,930</b> | <b>\$2,130</b> | <b>\$2,320</b> | <b>\$2,917*</b> | <b>\$2,917*</b> | <b>\$3,027*</b> |

\*These finishes above are only available with N5387METH handshower, pricing is shown accordingly

## EXAMPLE C1B. HANDSHOWER ON SLIDING RAIL WITH LEVER WALL VALVES

|               |  |                |                |                |                 |                 |                 |
|---------------|--|----------------|----------------|----------------|-----------------|-----------------|-----------------|
| N5840         | 600mm rail with sliding handshower parking bracket | \$870          | \$960          | \$1,045        | \$1,135         | \$1,135         | \$1,175         |
| N5846         | Wall outlet for handshower                         | \$145          | \$160          | \$175          | \$190           | \$190           | \$200           |
| N5815         | Easy clean handshower on hose                      | \$295          | \$325          | \$355          | \$782*          | \$782*          | \$812*          |
| N3054         | Wall valve set with levers                         | \$620          | \$685          | \$745          | \$810           | \$810           | \$840           |
| <b>TOTAL:</b> |  | <b>\$1,930</b> | <b>\$2,130</b> | <b>\$2,320</b> | <b>\$2,917*</b> | <b>\$2,917*</b> | <b>\$3,027*</b> |

\*These finishes above are only available with N5387METH handshower, pricing is shown accordingly

## EXAMPLE C1C. HANDSHOWER ON SLIDING RAIL WITH SINGLE LEVER SHOWER MIXER

|               |  |                |                |                |                 |                 |                 |
|---------------|--|----------------|----------------|----------------|-----------------|-----------------|-----------------|
| N5840         | 600mm rail with sliding handshower parking bracket | \$870          | \$960          | \$1,045        | \$1,135         | \$1,135         | \$1,175         |
| N5846         | Wall outlet for handshower                         | \$145          | \$160          | \$175          | \$190           | \$190           | \$200           |
| N5815         | Easy clean handshower on hose                      | \$295          | \$325          | \$355          | \$782*          | \$782*          | \$812*          |
| N5806         | Single lever pressure balanced shower mixer        | \$1,230        | \$1,355        | \$1,480        | \$1,600         | \$1,600         | \$1,665         |
| <b>TOTAL:</b> |  | <b>\$2,540</b> | <b>\$2,800</b> | <b>\$3,055</b> | <b>\$3,707*</b> | <b>\$3,707*</b> | <b>\$3,852*</b> |

\*These finishes above are only available with N5387METH handshower, pricing is shown accordingly

## EXAMPLE C1D. HANDSHOWER ON SLIDING RAIL WITH THERMOSTATIC SHOWER MIXER WITH ON/OFF LEVER

|               |  |                |                |                |                 |                 |                 |
|---------------|--|----------------|----------------|----------------|-----------------|-----------------|-----------------|
| N5840         | 600mm rail with sliding handshower parking bracket | \$870          | \$960          | \$1,045        | \$1,135         | \$1,135         | \$1,175         |
| N5846         | Wall outlet for handshower                         | \$145          | \$160          | \$175          | \$190           | \$190           | \$200           |
| N5815         | Easy clean handshower on hose                      | \$295          | \$325          | \$355          | \$782*          | \$782*          | \$812*          |
| N5368         | Thermostatic shower mixer on plate - one outlet    | \$1,850        | \$2,035        | \$2,220        | \$2,405         | \$2,405         | \$2,500         |
| <b>TOTAL:</b> |  | <b>\$3,160</b> | <b>\$3,480</b> | <b>\$3,795</b> | <b>\$4,512*</b> | <b>\$4,512*</b> | <b>\$4,687*</b> |

\*These finishes above are only available with N5387METH handshower, pricing is shown accordingly




# CONTEMPORARY SHOWER SETS



(NOTE: THIS IS NOT A COMPLETE LIST OF THE SHOWER SET COMBINATIONS AVAILABLE)

**PERRIN & ROWE®**  
MAY FAIR LONDON

## CONTEMPORARY

| STYLE   | CODE   | PRODUCT DESCRIPTION                            | RRP PRICING IN EACH FINISH (INCL. GST) |         |         |             |                |         |
|---|--|--|--|---------|---------|-------------|----------------|---------|
|    |  |  | CHROME                                 | NICKEL  | PEWTER  | SATIN BRASS | POLISHED BRASS | GOLD    |
|   |  |  | CP                                     | NI      | PF      | SB          | BR             | IG      |
|   | EXAMPLE C2A. 200MM SHOWER ROSE ON CEILING OUTLET PIPE WITH CROSSHEAD WALL VALVES     |  |  |         |         |             |                |         |
|   | N5912  | Ceiling shower outlet 300mm                    | \$245                                  | \$270   | \$295   | \$320       | \$320          | \$335   |
|   | N5245  | Discus shower rose 200mm with easy clean plate | \$705                                  | \$780   | \$850   | \$920       | \$920          | \$955   |
|   | N3055  | Wall valve set with crossheads                 | \$620                                  | \$685   | \$745   | \$810       | \$810          | \$840   |
|   |  | TOTAL:   | \$1,570                                | \$1,735 | \$1,890 | \$2,050     | \$2,050        | \$2,130 |
|   |  |  |  |         |         |             |                |         |
|   |  |  |  |         |         |             |                |         |
|   | EXAMPLE C2B. 200MM SHOWER ROSE ON CEILING OUTLET PIPE WITH LEVER WALL VALVES         |  |  |         |         |             |                |         |
|   | N5912  | Ceiling shower outlet 300mm                    | \$245                                  | \$270   | \$295   | \$320       | \$320          | \$335   |
|   | N5245  | Discus shower rose 200mm with easy clean plate | \$705                                  | \$780   | \$850   | \$920       | \$920          | \$955   |
|   | N3054  | Wall valve set with levers                     | \$620                                  | \$685   | \$745   | \$810       | \$810          | \$840   |
|   |  | TOTAL:   | \$1,570                                | \$1,735 | \$1,890 | \$2,050     | \$2,050        | \$2,130 |
|   |  |  |  |         |         |             |                |         |
|  |  |  |  |         |         |             |                |         |
|   | EXAMPLE C2C. 200MM SHOWER ROSE ON CEILING OUTLET PIPE WITH SINGLE LEVER SHOWER MIXER |  |  |         |         |             |                |         |
|   | N5912  | Ceiling shower outlet 300mm                    | \$245                                  | \$270   | \$295   | \$320       | \$320          | \$335   |
|   | N5245  | Discus shower rose 200mm with easy clean plate | \$705                                  | \$780   | \$850   | \$920       | \$920          | \$955   |
|   | N5806  | Single lever pressure balanced shower mixer    | \$1,230                                | \$1,355 | \$1,480 | \$1,600     | \$1,600        | \$1,665 |
|   |  | TOTAL:   | \$2,180                                | \$2,405 | \$2,625 | \$2,840     | \$2,840        | \$2,955 |

## CONTEMPORARY SHOWER SETS



(NOTE: THIS IS NOT A COMPLETE LIST OF THE SHOWER SET COMBINATIONS AVAILABLE)

## CONTEMPORARY

| STYLE  | CODE  | PRODUCT DESCRIPTION                            | RRP PRICING IN EACH FINISH (INCL. GST) |                |                |                |                |                |
|--|-------|--|--|----------------|----------------|----------------|----------------|----------------|
|  |       |  | CHROME                                 | NICKEL         | PEWTER         | SATIN BRASS    | POLISHED BRASS | GOLD           |
|  |       |  | CP                                     | NI             | PF             | SB             | BR             | IG             |
| <b>EXAMPLE C3A. 200MM SHOWER ROSE ON OVERHEAD ARM WITH CROSSHEAD WALL VALVES</b>     |       |  |  |                |                |                |                |                |
|     | N5884 | Overhead shower arm 90° bend                   | \$370                                  | \$410          | \$445          | \$485          | \$485          | \$500          |
|  | N5245 | Discus shower rose 200mm with easy clean plate | \$705                                  | \$780          | \$850          | \$920          | \$920          | \$955          |
|  | N3055 | Wall valve set with crossheads                 | \$620                                  | \$685          | \$745          | \$810          | \$810          | \$840          |
|  |       | <b>TOTAL:</b>                                  | <b>\$1,695</b>                         | <b>\$1,875</b> | <b>\$2,040</b> | <b>\$2,215</b> | <b>\$2,215</b> | <b>\$2,295</b> |
|     |       |  |  |                |                |                |                |                |
| <b>EXAMPLE C3B. 200MM SHOWER ROSE ON OVERHEAD ARM WITH LEVER WALL VALVES</b>         |       |  |  |                |                |                |                |                |
|    | N5884 | Overhead shower arm 90° bend                   | \$370                                  | \$410          | \$445          | \$485          | \$485          | \$500          |
|  | N5245 | Discus shower rose 200mm with easy clean plate | \$705                                  | \$780          | \$850          | \$920          | \$920          | \$955          |
|  | N3054 | Wall valve set with levers                     | \$620                                  | \$685          | \$745          | \$810          | \$810          | \$840          |
|  |       | <b>TOTAL:</b>                                  | <b>\$1,695</b>                         | <b>\$1,875</b> | <b>\$2,040</b> | <b>\$2,215</b> | <b>\$2,215</b> | <b>\$2,295</b> |
|   |       |  |  |                |                |                |                |                |
| <b>EXAMPLE C3C. 200MM SHOWER ROSE ON OVERHEAD ARM WITH SINGLE LEVER SHOWER MIXER</b> |       |  |  |                |                |                |                |                |
|   | N5884 | Overhead shower arm 90° bend                   | \$370                                  | \$410          | \$445          | \$485          | \$485          | \$500          |
|  | N5245 | Discus shower rose 200mm with easy clean plate | \$705                                  | \$780          | \$850          | \$920          | \$920          | \$955          |
|  | N5806 | Single lever pressure balanced shower mixer    | \$1,230                                | \$1,355        | \$1,480        | \$1,600        | \$1,600        | \$1,665        |
|  |       | <b>TOTAL:</b>                                  | <b>\$2,305</b>                         | <b>\$2,545</b> | <b>\$2,775</b> | <b>\$3,005</b> | <b>\$3,005</b> | <b>\$3,120</b> |
|   |       |  |  |                |                |                |                |                |

# CONTEMPORARY SHOWER SETS



(NOTE: THIS IS NOT A COMPLETE LIST OF THE SHOWER SET COMBINATIONS AVAILABLE)

## CONTEMPORARY

| STYLE  | CODE  | PRODUCT DESCRIPTION                                | RRP PRICING IN EACH FINISH (INCL. GST) |         |         |  |                |         |
|--------|---|--|--|---------|---------|--|----------------|---------|
|        |   |  | CHROME                                 | NICKEL  | PEWTER  | SATIN BRASS  | POLISHED BRASS | GOLD    |
|        |   |  | CP                                     | NI      | PF      | SB   | BR             | IG      |
|        | EXAMPLE C4A. 200MM SHOWER ROSE ON OVERHEAD ARM & HANDSHOWER WITH CROSSHEAD WALL VALVES & DIVERTER     |  |  |         |         |  |                |         |
|        | N5884   | Overhead shower arm 90° bend                       | \$370                                  | \$410   | \$445   | \$485  | \$485          | \$500   |
|        | N5245   | Discus shower rose 200mm                           | \$705                                  | \$780   | \$850   | \$920  | \$920          | \$955   |
|        | N5840   | 600mm rail with sliding handshower parking bracket | \$870                                  | \$960   | \$1,045 | \$1,135  | \$1,135        | \$1,175 |
|        | N5846   | Wall outlet for handshower                         | \$145                                  | \$160   | \$175   | \$190  | \$190          | \$200   |
|        | N5815   | Easy clean handshower on hose                      | \$295                                  | \$325   | \$355   | Handshower not available in these finishes. See SHOWER-SET C8A |                |         |
|        | N5842   | Three way diverter                                 | \$620                                  | \$685   | \$745   | \$810  | \$810          | \$840   |
|        | N3055   | Wall valve set with crossheads                     | \$620                                  | \$685   | \$745   | \$810  | \$810          | \$840   |
| TOTAL: |   | \$3,625  | \$4,005                                | \$4,360 |         |  |                |         |
|        | EXAMPLE C4B. 200MM SHOWER ROSE ON OVERHEAD ARM & HANDSHOWER WITH LEVER WALL VALVES & DIVERTER         |  |  |         |         |  |                |         |
|        | N5884   | Overhead shower arm 90° bend                       | \$370                                  | \$410   | \$445   | \$485  | \$485          | \$500   |
|        | N5245   | Discus shower rose 200mm                           | \$705                                  | \$780   | \$850   | \$920  | \$920          | \$955   |
|        | N5840   | 600mm rail with sliding handshower parking bracket | \$870                                  | \$960   | \$1,045 | \$1,135  | \$1,135        | \$1,175 |
|        | N5846   | Wall outlet for handshower                         | \$145                                  | \$160   | \$175   | \$190  | \$190          | \$200   |
|        | N5815   | Easy clean handshower on hose                      | \$295                                  | \$325   | \$355   | Handshower not available in these finishes. See SHOWER-SET C8B |                |         |
|        | N5842   | Three way diverter                                 | \$620                                  | \$685   | \$745   | \$810  | \$810          | \$840   |
|        | N3054   | Wall valve set with levers                         | \$620                                  | \$685   | \$745   | \$810  | \$810          | \$840   |
| TOTAL: |   | \$3,625  | \$4,005                                | \$4,360 |         |  |                |         |
|        | EXAMPLE C4C. 200MM SHOWER ROSE ON OVERHEAD ARM & HANDSHOWER WITH SINGLE LEVER SHOWER MIXER & DIVERTER |  |  |         |         |  |                |         |
|        | N5884   | Overhead shower arm 90° bend                       | \$370                                  | \$410   | \$445   | \$485  | \$485          | \$500   |
|        | N5245   | Discus shower rose 200mm                           | \$705                                  | \$780   | \$850   | \$920  | \$920          | \$955   |
|        | N5840   | 600mm rail with sliding handshower parking bracket | \$870                                  | \$960   | \$1,045 | \$1,135  | \$1,135        | \$1,175 |
|        | N5846   | Wall outlet for handshower                         | \$145                                  | \$160   | \$175   | \$190  | \$190          | \$200   |
|        | N5815   | Easy clean handshower on hose                      | \$295                                  | \$325   | \$355   | Handshower not available in these finishes. See SHOWER-SET C8C |                |         |
|        | N5842   | Three way diverter                                 | \$620                                  | \$685   | \$745   | \$810  | \$810          | \$840   |
|        | N5806   | Single lever pressure balanced shower mixer        | \$1,230                                | \$1,355 | \$1,480 | \$1,600  | \$1,600        | \$1,665 |
| TOTAL: |   | \$4,235  | \$4,675                                | \$5,095 |         |  |                |         |




## CONTEMPORARY SHOWER SETS



(NOTE: THIS IS NOT A COMPLETE LIST OF THE SHOWER SET COMBINATIONS AVAILABLE)

## CONTEMPORARY

| STYLE   | CODE   | PRODUCT DESCRIPTION   | RRP PRICING IN EACH FINISH (INCL. GST) |         |         |             |                |          |
|---|--|---|--|---------|---------|-------------|----------------|----------|
|   |  |   | CHROME                                 | NICKEL  | PEWTER  | SATIN BRASS | POLISHED BRASS | GOLD     |
|   |  |   | CP                                     | NI      | PF      | SB          | BR             | IG       |
|  | EXAMPLE C5A. 200MM SHOWER ROSE ON CEILING OUTLET PIPE & HANDSHOWER WITH ON/OFF VALVE & CROSSHEAD WALL VALVES |   |  |         |         |             |                |          |
|   | N5912  | Ceiling shower outlet 300mm   | \$245                                  | \$270   | \$295   | \$320       | \$320          | \$335    |
|   | N5245  | Discus shower rose 200mm with easy clean plate                      | \$705                                  | \$780   | \$850   | \$920       | \$920          | \$955    |
|   | N3064  | Single wall valve with lever  | \$305                                  | \$340   | \$370   | \$400       | \$400          | \$415    |
|   | N5350  | 600mm rail with sliding handshower parking bracket and on/off valve | \$1,080                                | \$1,190 | \$1,300 | \$1,405     | \$1,405        | \$1,460  |
|   | N5815  | Easy clean handshower on hose                                       | \$295                                  | \$325   | \$355   | \$782*      | \$782*         | \$812*   |
|   | N3055  | Wall valve set with crossheads                                      | \$620                                  | \$685   | \$745   | \$810       | \$810          | \$840    |
|   | TOTAL:   |   | \$3,250                                | \$3,590 | \$3,915 | \$4,637*    | \$4,637*       | \$4,817* |

|               |   |   |                |                |                |                 |                 |                 |
|---------------|---|---|----------------|----------------|----------------|-----------------|-----------------|-----------------|
|               | <b>EXAMPLE C5B. 200MM SHOWER ROSE ON CEILING OUTLET PIPE &amp; HANDSHOWER WITH ON/OFF VALVE &amp; LEVER WALL VALVES</b> |   |                |                |                |                 |                 |                 |
|               | N5912   | Ceiling shower outlet 300mm   | \$245          | \$270          | \$295          | \$320           | \$320           | \$335           |
|               | N5245   | Discus shower rose 200mm with easy clean plate                      | \$705          | \$780          | \$850          | \$920           | \$920           | \$955           |
|               | N3064   | Single wall valve with lever  | \$305          | \$340          | \$370          | \$400           | \$400           | \$415           |
|               | N5350   | 600mm rail with sliding handshower parking bracket and on/off valve | \$1,080        | \$1,190        | \$1,300        | \$1,405         | \$1,405         | \$1,460         |
|               | N5815   | Easy clean handshower on hose                                       | \$295          | \$325          | \$355          | \$782*          | \$782*          | \$812*          |
|               | N3054   | Wall valve set with levers  | \$620          | \$685          | \$745          | \$810           | \$810           | \$840           |
| <b>TOTAL:</b> |   |   | <b>\$3,250</b> | <b>\$3,590</b> | <b>\$3,915</b> | <b>\$4,637*</b> | <b>\$4,637*</b> | <b>\$4,817*</b> |

|               |  |   |                |                |                |                 |                 |                 |
|---------------|--|---|----------------|----------------|----------------|-----------------|-----------------|-----------------|
|               | <b>EXAMPLE C5C. 200MM SHOWER ROSE ON CEILING OUTLET PIPE &amp; HANDSHOWER WITH ON/OFF VALVE &amp; PRESSURE BALANCED SHOWER MIXER</b> |   |                |                |                |                 |                 |                 |
|               | N5912  | Ceiling shower outlet 300mm   | \$245          | \$270          | \$295          | \$320           | \$320           | \$335           |
|               | N5245  | Discus shower rose 200mm with easy clean plate                      | \$705          | \$780          | \$850          | \$920           | \$920           | \$955           |
|               | N3064  | Single wall valve with lever  | \$305          | \$340          | \$370          | \$400           | \$400           | \$415           |
|               | N5350  | 600mm rail with sliding handshower parking bracket and on/off valve | \$1,080        | \$1,190        | \$1,300        | \$1,405         | \$1,405         | \$1,460         |
|               | N5815  | Easy clean handshower on hose                                       | \$295          | \$325          | \$355          | \$782*          | \$782*          | \$812*          |
|               | N5806  | Single lever pressure balanced shower mixer                         | \$1,230        | \$1,355        | \$1,480        | \$1,600         | \$1,600         | \$1,665         |
| <b>TOTAL:</b> |  |   | <b>\$3,860</b> | <b>\$4,260</b> | <b>\$4,650</b> | <b>\$5,427*</b> | <b>\$5,427*</b> | <b>\$5,642*</b> |

\*These finishes above are only available with N5387METH handshower, pricing is shown accordingly

RRP Pricing incl. GST. This pricelist published & distributed by In Residence, New Zealand. This document supersedes all previous pricelists and is subject to change without notice. E+OE. Issued on 14th June 2022. V031INTD-PR. Telephone: 09 309 3023. WWW.INRES.CO.NZ



Perrin & Rowe Shower Set C5C in chrome finish. Credit: Tobias Partners

## CONTEMPORARY SHOWER SETS



(NOTE: THIS IS NOT A COMPLETE LIST OF THE SHOWER SET COMBINATIONS AVAILABLE)

## CONTEMPORARY

| STYLE | CODE  | PRODUCT DESCRIPTION  | RRP PRICING IN EACH FINISH (INCL. GST) |         |         |  |                |         |
|-------|-------|--|--|---------|---------|--|----------------|---------|
|       |       |  | CHROME                                 | NICKEL  | PEWTER  | SATIN BRASS  | POLISHED BRASS | GOLD    |
|       |       |  | CP                                     | NI      | PF      | SB   | BR             | IG      |
|       |       | EXAMPLE C7A. 200MM DISCUS ROSE ON OVERHEAD ARM & MULTI FUNCTION HANDSHOWER WITH LEVER WALL VALVES & DIVERTER |  |         |         |  |                |         |
|       | N5884 | Overhead shower arm 90° bend   | \$370                                  | \$410   | \$445   | \$485  | \$485          | \$500   |
|       | N5245 | Discus shower rose 200mm   | \$705                                  | \$780   | \$850   | \$920  | \$920          | \$955   |
|       | N5840 | 600mm rail with sliding handshower parking bracket   | \$870                                  | \$960   | \$1,045 | \$1,135  | \$1,135        | \$1,175 |
|       | N5846 | Wall outlet for handshower   | \$145                                  | \$160   | \$175   | \$190  | \$190          | \$200   |
|       | N5810 | Multi-function handshower on hose  | \$430                                  | \$475   | \$520   | Handshower not available in these finishes. See SHOWER-SET C8A |                |         |
|       | N5842 | Three way diverter   | \$620                                  | \$685   | \$745   | \$810  | \$810          | \$840   |
|       | N3055 | Wall valve set with crossheads   | \$620                                  | \$685   | \$745   | \$810  | \$810          | \$840   |
|       |       | TOTAL:   | \$3,760                                | \$4,155 | \$4,525 |  |                |         |

|               |   |  |                |                |                |  |         |         |
|---------------|---|--|----------------|----------------|----------------|--|---------|---------|
|               | <b>EXAMPLE C7B. 200MM DISCUS ROSE ON OVERHEAD ARM &amp; MULTI FUNCTION HANDSHOWER WITH LEVER WALL VALVES &amp; DIVERTER</b> |  |                |                |                |  |         |         |
|               | N5884   | Overhead shower arm 90° bend                       | \$370          | \$410          | \$445          | \$485  | \$485   | \$500   |
|               | N5245   | Discus shower rose 200mm                           | \$705          | \$780          | \$850          | \$920  | \$920   | \$955   |
|               | N5840   | 600mm rail with sliding handshower parking bracket | \$870          | \$960          | \$1,045        | \$1,135  | \$1,135 | \$1,175 |
|               | N5846   | Wall outlet for handshower                         | \$145          | \$160          | \$175          | \$190  | \$190   | \$200   |
|               | N5810   | Multi-function handshower on hose                  | \$430          | \$475          | \$520          | Handshower not available in these finishes. See SHOWER-SET C8B |         |         |
|               | N5842   | Three way diverter                                 | \$620          | \$685          | \$745          | \$810  | \$810   | \$840   |
|               | N3054   | Wall valve set with levers                         | \$620          | \$685          | \$745          | \$810  | \$810   | \$840   |
| <b>TOTAL:</b> |   |  | <b>\$3,760</b> | <b>\$4,155</b> | <b>\$4,525</b> |  |         |         |

|               |   |  |                |                |                |  |         |         |
|---------------|---|--|----------------|----------------|----------------|--|---------|---------|
|               | <b>EXAMPLE C7C. 200MM DISCUS ROSE ON OVERHEAD ARM &amp; MULTI FUNCTION HANDSHOWER WITH LEVER WALL VALVES &amp; DIVERTER</b> |  |                |                |                |  |         |         |
|               | N5884   | Overhead shower arm 90° bend                       | \$370          | \$410          | \$445          | \$485  | \$485   | \$500   |
|               | N5245   | Discus shower rose 200mm                           | \$705          | \$780          | \$850          | \$920  | \$920   | \$955   |
|               | N5840   | 600mm rail with sliding handshower parking bracket | \$870          | \$960          | \$1,045        | \$1,135  | \$1,135 | \$1,175 |
|               | N5846   | Wall outlet for handshower                         | \$145          | \$160          | \$175          | \$190  | \$190   | \$200   |
|               | N5810   | Multi-function handshower on hose                  | \$430          | \$475          | \$520          | Handshower not available in these finishes. See SHOWER-SET C8C |         |         |
|               | N5842   | Three way diverter                                 | \$620          | \$685          | \$745          | \$810  | \$810   | \$840   |
|               | N5806   | Single lever pressure balanced shower mixer        | \$1,230        | \$1,355        | \$1,480        | \$1,600  | \$1,600 | \$1,665 |
| <b>TOTAL:</b> |   |  | <b>\$4,370</b> | <b>\$4,825</b> | <b>\$5,260</b> |  |         |         |


# CONTEMPORARY SHOWER SETS

(NOTE: THIS IS NOT A COMPLETE LIST OF THE SHOWER SET COMBINATIONS AVAILABLE)



**PERRIN & ROWE®**  
MAY FAIR LONDON

## CONTEMPORARY

| STYLE   | CODE                           | PRODUCT DESCRIPTION   | RRP PRICING IN EACH FINISH (INCL. GST) |         |         |             |                |         |
|---|--------------------------------|---|--|---------|---------|-------------|----------------|---------|
|  |                                |   | CHROME                                 | NICKEL  | PEWTER  | SATIN BRASS | POLISHED BRASS | GOLD    |
|   |                                |   | CP                                     | NI      | PF      | SB          | BR             | IG      |
|   |                                | EXAMPLE C8A. 200MM DISCUS ROSE ON OVERHEAD ARM & BRASS HANDSHOWER WITH LEVER WALL VALVES & DIVERTER |  |         |         |             |                |         |
|   | N5884                          | Overhead shower arm 90° bend  | \$370                                  | \$410   | \$445   | \$485       | \$485          | \$500   |
|   | N5245                          | Discus shower rose 200mm with easy clean plate  | \$705                                  | \$780   | \$850   | \$920       | \$920          | \$955   |
|   | N5840                          | 600mm sliding rail w parking bracket  | \$870                                  | \$960   | \$1,045 | \$1,135     | \$1,135        | \$1,175 |
|   | N5846                          | Wall outlet for handshower  | \$145                                  | \$160   | \$175   | \$190       | \$190          | \$200   |
|   | N5387                          | Inclined handshower on hose   | \$495                                  | \$545   | \$595   | \$645       | \$645          | \$670   |
|   | METH                           | Matching metal handshower handle  | \$105                                  | \$116   | \$126   | \$137       | \$137          | \$142   |
|   | N5842                          | Three way diverter  | \$620                                  | \$685   | \$745   | \$810       | \$810          | \$840   |
| N3055   | Wall valve set with crossheads | \$620   | \$685                                  | \$745   | \$810   | \$810       | \$840          |         |
|   |                                | TOTAL:  | \$3,930                                | \$4,341 | \$4,726 | \$5,132     | \$5,132        | \$5,322 |

|  |  |  |                |                |                |                |                |                |
|--|--|--|----------------|----------------|----------------|----------------|----------------|----------------|
|  | <b>EXAMPLE C8B. 200MM DISCUS ROSE ON OVERHEAD ARM &amp; BRASS HANDSHOWER WITH LEVER WALL VALVES &amp; DIVERTER</b> |  |                |                |                |                |                |                |
|  | N5884  | Overhead shower arm 90° bend                   | \$370          | \$410          | \$445          | \$485          | \$485          | \$500          |
|  | N5245  | Discus shower rose 200mm with easy clean plate | \$705          | \$780          | \$850          | \$920          | \$920          | \$955          |
|  | N5840  | 600mm sliding rail w parking bracket           | \$870          | \$960          | \$1,045        | \$1,135        | \$1,135        | \$1,175        |
|  | N5846  | Wall outlet for handshower                     | \$145          | \$160          | \$175          | \$190          | \$190          | \$200          |
|  | N5387  | Inclined handshower on hose                    | \$495          | \$545          | \$595          | \$645          | \$645          | \$670          |
|  | METH   | Matching metal handshower handle               | \$105          | \$116          | \$126          | \$137          | \$137          | \$142          |
|  | N5842  | Three way diverter                             | \$620          | \$685          | \$745          | \$810          | \$810          | \$840          |
|  | N3054  | Wall valve set with levers                     | \$620          | \$685          | \$745          | \$810          | \$810          | \$840          |
|  | <b>TOTAL:</b>  |  | <b>\$3,930</b> | <b>\$4,341</b> | <b>\$4,726</b> | <b>\$5,132</b> | <b>\$5,132</b> | <b>\$5,322</b> |

|  |  |  |                |                |                |                |                |                |
|--|--|--|----------------|----------------|----------------|----------------|----------------|----------------|
|  | <b>EXAMPLE C8C. 200MM DISCUS ROSE ON OVERHEAD ARM &amp; BRASS HANDSHOWER WITH LEVER WALL VALVES &amp; DIVERTER</b> |  |                |                |                |                |                |                |
|  | N5884  | Overhead shower arm 90° bend                   | \$370          | \$410          | \$445          | \$485          | \$485          | \$500          |
|  | N5245  | Discus shower rose 200mm with easy clean plate | \$705          | \$780          | \$850          | \$920          | \$920          | \$955          |
|  | N5840  | 600mm sliding rail w parking bracket           | \$870          | \$960          | \$1,045        | \$1,135        | \$1,135        | \$1,175        |
|  | N5846  | Wall outlet for handshower                     | \$145          | \$160          | \$175          | \$190          | \$190          | \$200          |
|  | N5387  | Inclined handshower on hose                    | \$495          | \$545          | \$595          | \$645          | \$645          | \$670          |
|  | METH   | Matching metal handshower handle               | \$105          | \$116          | \$126          | \$137          | \$137          | \$142          |
|  | N5842  | Three way diverter                             | \$620          | \$685          | \$745          | \$810          | \$810          | \$840          |
|  | N5806  | Single lever pressure balanced shower mixer    | \$1,230        | \$1,355        | \$1,480        | \$1,600        | \$1,600        | \$1,665        |
|  | <b>TOTAL:</b>  |  | <b>\$4,540</b> | <b>\$5,011</b> | <b>\$5,461</b> | <b>\$5,922</b> | <b>\$5,922</b> | <b>\$6,147</b> |

# Classical Shower Components



**PERRIN & ROWE**  
MAYFAIR LONDON

| STYLE   | CODE  | PRODUCT DESCRIPTION  | RRP PRICING IN EACH FINISH<br>(INCL. GST) |          |          |                |                   |         |
|---|-------|--|---|----------|----------|----------------|-------------------|---------|
|   |       |  | CHROME                                    | NICKEL   | PEWTER   | SATIN<br>BRASS | POLISHED<br>BRASS | GOLD    |
|   |       |  | CP  | NI       | PF       | SB             | BR                | IG      |
| SHOWER MIXERS/DIVERTERS   |       |  |   |          |          |                |                   |         |
|    | N5506 | Single lever pressure balanced shower mixer  | \$1,230                                   | \$1,355  | \$1,480  | \$1,600        | \$1,600           | \$1,665 |
|   |       |  |   |          |          |                |                   |         |
|    | N5550 | Exposed dual-control thermostatic shower mixer   | \$1,850                                   | \$2,035  | \$2,220  | \$2,405        | \$2,405           | \$2,500 |
|   |       |  |   |          |          |                |                   |         |
|   | N5555 | Concealed dual-control thermostatic shower mixer   | \$1,850                                   | \$2,035  | \$2,220  | \$2,405        | \$2,405           | \$2,500 |
|   | N5396 | Secondary outlet for second shower from 5555 mixer   | \$85                                      | \$95     | \$105    | \$115          | \$115             | \$115   |
|  | N3230 | Wall valve set with levers   | \$620                                     | \$685    | \$745    | \$810          | \$810             | \$840   |
|   |       |  |   |          |          |                |                   |         |
|  | N3231 | Wall valve set with crossheads   | \$620                                     | \$685    | \$745    | \$810          | \$810             | \$840   |
|   |       |  |   |          |          |                |                   |         |
|  | N3240 | Single wall valve with lever - no HOT/COLD indice  | \$310                                     | \$342.50 | \$372.50 | \$405          | \$405             | \$420   |
|   | N5542 | Three way diverter (1 inlet & 2 outlets)   | \$620                                     | \$685    | \$745    | \$810          | \$810             | \$840   |
|   | N5562 | Four way diverter (1 inlet & 3 outlets)  | \$680                                     | \$750    | \$820    | \$885          | \$885             | \$920   |
|  | N5512 | Two handle combination mixer with levers and top outlet (for riser pipe N5381)   | \$980                                     | \$1,080  | \$1,180  | \$1,275        | \$1,275           | \$1,325 |
|   |       |  |   |          |          |                |                   |         |
|  | N5513 | Two handle combination mixer with crossheads and top outlet (for riser pipe N5381)                                       | \$980                                     | \$1,080  | \$1,180  | \$1,275        | \$1,275           | \$1,325 |
|   |       |  |   |          |          |                |                   |         |
|  | N5510 | Two handle combination mixer with levers and bottom outlet (for handshower on hose with parking bracket N5387 +5544)     | \$980                                     | \$1,080  | \$1,180  | \$1,275        | \$1,275           | \$1,325 |
|   |       |  |   |          |          |                |                   |         |
|  | N5511 | Two handle combination mixer with crossheads and bottom outlet (for handshower on hose with parking bracket N5387 +5544) | \$980                                     | \$1,080  | \$1,180  | \$1,275        | \$1,275           | \$1,325 |
|   |       |  |   |          |          |                |                   |         |













Perrin & Rowe Shower Set 12B in chrome finish. Credit: Daniel Boddam




# Classical Shower Components



**PERRIN & ROWE**  
MAYFAIR LONDON

| STYLE   | CODE                      | PRODUCT DESCRIPTION   | RRP PRICING IN EACH FINISH (INCL. GST) |         |         |             |                |         |
|---|---------------------------|---|--|---------|---------|-------------|----------------|---------|
|   |                           |   | CHROME                                 | NICKEL  | PEWTER  | SATIN BRASS | POLISHED BRASS | GOLD    |
|   |                           |   | CP                                     | NI      | PF      | SB          | BR             | IG      |
| SHOWER ROSES  |                           |   |  |         |         |             |                |         |
|    | N5204 <                   | Shower rose 310mm with perforated plate                                     | \$745                                  | \$820   | \$895   | \$970       | \$970          | \$1,010 |
|   | N5249                     | Shower rose 310mm with easy clean plate(for areas with limescale problems)  | \$930                                  | \$1,025 | \$1,120 | \$1,210     | \$1,210        | \$1,260 |
|    | N5205 <                   | Shower rose 200mm with perforated plate                                     | \$430                                  | \$475   | \$520   | \$560       | \$560          | \$585   |
|   | N5250                     | Shower rose 200mm with easy clean plate (for areas with limescale problems) | \$555                                  | \$615   | \$670   | \$725       | \$725          | \$750   |
|    | N5206 <                   | Shower rose 130mm with perforated plate                                     | \$370                                  | \$410   | \$445   | \$485       | \$485          | \$500   |
|   | N5251                     | Shower rose 150mm with easy clean plate (for areas with limescale problems) | \$430                                  | \$475   | \$520   | \$560       | \$560          | \$585   |
| SHOWER ROSE MOUNTS  |                           |   |  |         |         |             |                |         |
|  | N5384                     | Overhead shower arm   | \$370                                  | \$410   | \$445   | \$485       | \$485          | \$500   |
|   |                           |   |  |         |         |             |                |         |
|  | N5712                     | Gooseneck shower arm  | \$370                                  | \$410   | \$445   | \$485       | \$485          | \$500   |
|   |                           |   |  |         |         |             |                |         |
|  | N5311 <                   | Ceiling shower outlet 100mm   | \$205                                  | \$230   | \$250   | \$270       | \$270          | \$280   |
|   | N5312                     | Ceiling shower outlet 300mm   | \$245                                  | \$270   | \$295   | \$320       | \$320          | \$335   |
|   | N5313                     | Ceiling shower outlet 600mm   | \$295                                  | \$325   | \$355   | \$385       | \$385          | \$400   |
| HANDSHOWER COMPONENTS   |                           |   |  |         |         |             |                |         |
|  | N5387                     | Inclined handshower on hose   | \$495                                  | \$545   | \$595   | \$645       | \$645          | \$670   |
|   | N5546                     | Wall outlet for handshower  | \$145                                  | \$160   | \$175   | \$190       | \$190          | \$200   |
|   | N5540                     | 600mm rail with sliding handshower parking bracket                          | \$870                                  | \$960   | \$1,045 | \$1,135     | \$1,135        | \$1,175 |
|   | TOTAL (above three items) |   | \$1,510                                | \$1,665 | \$1,815 | \$1,970     | \$1,970        | \$2,045 |
|  | N5387                     | Inclined handshower on hose   | \$495                                  | \$545   | \$595   | \$645       | \$645          | \$670   |
|   | N5546                     | Wall outlet for handshower  | \$145                                  | \$160   | \$175   | \$190       | \$190          | \$200   |
|   | N5544                     | Fixed wall handshower parking bracket (instead of 600mm rail)               | \$295                                  | \$325   | \$355   | \$385       | \$385          | \$400   |
|   | TOTAL (above three items) |   | \$935                                  | \$1,030 | \$1,125 | \$1,220     | \$1,220        | \$1,270 |



| STYLE   | CODE  | PRODUCT DESCRIPTION   | RRP PRICING IN EACH FINISH (INCL. GST) |         |         |             |                |         |
|---|-------|---|--|---------|---------|-------------|----------------|---------|
|   |       |   | CHROME                                 | NICKEL  | PEWTER  | SATIN BRASS | POLISHED BRASS | GOLD    |
|   |       |   | CP                                     | NI      | PF      | SB          | BR             | IG      |
| <b>RISER COMPONENTS</b>   |       |   |  |         |         |             |                |         |
|    | N5383 | Riser mounted diverter, handshower & sliding handshower bracket       | \$1,430                                | \$1,575 | \$1,720 | \$1,860     | \$1,860        | \$1,935 |
|   |       |   |  |         |         |             |                |         |
|  | N5381 | 90 degree shower riser pipe 1600mm                                    | \$620                                  | \$685   | \$745   | \$810       | \$810          | \$840   |
|   |       |   |  |         |         |             |                |         |
|  | N5591 | Riser wall outlet to supply the riser from concealed in-wall pipework | \$170                                  | \$190   | \$205   | \$225       | \$225          | \$230   |
|   |       |   |  |         |         |             |                |         |

# Classical Shower Sets



**PERRIN & ROWE**  
MAY FAIR LONDON

(NOTE: THIS IS NOT A COMPLETE LIST OF  
THE SHOWER SET COMBINATIONS AVAILABLE)

| EXAMPLE | CODE                                  | PRODUCT DESCRIPTION                                | RRP PRICING IN EACH FINISH<br>(INCL. GST) |         |         |                |                   |         |
|---------|---------------------------------------|--|---|---------|---------|----------------|-------------------|---------|
|         |                                       |  | CHROME                                    | NICKEL  | PEWTER  | SATIN<br>BRASS | POLISHED<br>BRASS | GOLD    |
|         |                                       |  | CP  | NI      | PF      | SB             | BR                | IG      |
|         | EXAMPLE SHOWER SET 1A                 |  |   |         |         |                |                   |         |
|         | N5387                                 | Inclined handshower on hose                        | \$495                                     | \$545   | \$595   | \$645          | \$645             | \$670   |
|         | N5546                                 | Wall outlet for handshower                         | \$145                                     | \$160   | \$175   | \$190          | \$190             | \$200   |
|         | N5540                                 | 600mm rail with sliding handshower parking bracket | \$870                                     | \$960   | \$1,045 | \$1,135        | \$1,135           | \$1,175 |
|         | N3231                                 | Wall valve set with crossheads                     | \$620                                     | \$685   | \$745   | \$810          | \$810             | \$840   |
|         | Total with White Porcelain Detailing: | \$2,130  | \$2,350                                   | \$2,560 | \$2,780 | \$2,780        | \$2,885           |         |
|         | EXAMPLE SHOWER SET 1B                 |  |   |         |         |                |                   |         |
|         | N5387                                 | Inclined handshower on hose                        | \$495                                     | \$545   | \$595   | \$645          | \$645             | \$670   |
|         | N5546                                 | Wall outlet for handshower                         | \$145                                     | \$160   | \$175   | \$190          | \$190             | \$200   |
|         | N5540                                 | 600mm rail with sliding handshower parking bracket | \$870                                     | \$960   | \$1,045 | \$1,135        | \$1,135           | \$1,175 |
|         | N3230                                 | Wall valve set with levers                         | \$620                                     | \$685   | \$745   | \$810          | \$810             | \$840   |
|         | Total with White Porcelain Detailing: | \$2,130  | \$2,350                                   | \$2,560 | \$2,780 | \$2,780        | \$2,885           |         |
|         | Total with Matching Metal Detailing:  | \$2,340  | \$2,586                                   | \$2,821 | \$3,067 | \$3,067        | \$3,177           |         |
|         | Total with Black Porcelain Detailing: | \$2,310  | \$2,530                                   | \$2,740 | \$2,960 | \$2,960        | \$3,065           |         |
|         | EXAMPLE SHOWER SET 1C                 |  |   |         |         |                |                   |         |
|         | N5387                                 | Inclined handshower on hose                        | \$495                                     | \$545   | \$595   | \$645          | \$645             | \$670   |
|         | N5546                                 | Wall outlet for handshower                         | \$145                                     | \$160   | \$175   | \$190          | \$190             | \$200   |
|         | N5540                                 | 600mm rail with sliding handshower parking bracket | \$870                                     | \$960   | \$1,045 | \$1,135        | \$1,135           | \$1,175 |
|         | N5506                                 | Single lever pressure balanced shower mixer        | \$1,230                                   | \$1,355 | \$1,480 | \$1,600        | \$1,600           | \$1,665 |
|         | Total with White Porcelain Detailing: | \$2,740  | \$3,020                                   | \$3,295 | \$3,570 | \$3,570        | \$3,710           |         |
|         | Total with Matching Metal Detailing:  | \$2,915  | \$3,216                                   | \$3,511 | \$3,807 | \$3,807        | \$3,952           |         |
|         | Total with Black Porcelain Detailing: | \$2,890  | \$3,170                                   | \$3,445 | \$3,720 | \$3,720        | \$3,860           |         |
|         | EXAMPLE SHOWER SET 1D                 |  |   |         |         |                |                   |         |
|         | N5387                                 | Inclined handshower on hose                        | \$495                                     | \$545   | \$595   | \$645          | \$645             | \$670   |
|         | N5546                                 | Wall outlet for handshower                         | \$145                                     | \$160   | \$175   | \$190          | \$190             | \$200   |
|         | N5540                                 | 600mm rail with sliding handshower parking bracket | \$870                                     | \$960   | \$1,045 | \$1,135        | \$1,135           | \$1,175 |
|         | N5555                                 | Concealed dual-control thermostatic shower mixer   | \$1,850                                   | \$2,035 | \$2,220 | \$2,405        | \$2,405           | \$2,500 |
|         | Total with White Porcelain Detailing: | \$3,360  | \$3,700                                   | \$4,035 | \$4,375 | \$4,375        | \$4,545           |         |
|         | EXAMPLE SHOWER SET 2A                 |  |   |         |         |                |                   |         |
|         | N5312                                 | Ceiling shower outlet 300mm                        | \$245                                     | \$270   | \$295   | \$320          | \$320             | \$335   |
|         | N5205                                 | Shower rose 200mm with perforated plate            | \$430                                     | \$475   | \$520   | \$560          | \$560             | \$585   |
|         | N3231                                 | Wall valve set with crossheads                     | \$620                                     | \$685   | \$745   | \$810          | \$810             | \$840   |
|         | Total with White Porcelain Detailing: | \$1,295  | \$1,430                                   | \$1,560 | \$1,690 | \$1,690        | \$1,760           |         |
|         | EXAMPLE SHOWER SET 2B                 |  |   |         |         |                |                   |         |
|         | N5312                                 | Ceiling shower outlet 300mm                        | \$245                                     | \$270   | \$295   | \$320          | \$320             | \$335   |
|         | N5205                                 | Shower rose 200mm with perforated plate            | \$430                                     | \$475   | \$520   | \$560          | \$560             | \$585   |
|         | N3230                                 | Wall valve set with levers                         | \$620                                     | \$685   | \$745   | \$810          | \$810             | \$840   |
|         |                                       | Total with White Porcelain Detailing:              | \$1,295                                   | \$1,430 | \$1,560 | \$1,690        | \$1,690           | \$1,760 |
|         | Total with Matching Metal Detailing:  | \$1,365  | \$1,510                                   | \$1,650 | \$1,790 | \$1,790        | \$1,860           |         |
|         | Total with Black Porcelain Detailing: | \$1,355  | \$1,490                                   | \$1,620 | \$1,750 | \$1,750        | \$1,820           |         |



Perrin & Rowe Shower Set 2B, Bath Spout N3585 and Valves N3231 with Basin Set N3561 in custom aged brass finish. Credit: Deanne Jolly









# Classical Shower Sets



**PERRIN & ROWE**  
MAYFAIR LONDON

(NOTE: THIS IS NOT A COMPLETE LIST OF  
THE SHOWER SET COMBINATIONS AVAILABLE)

| EXAMPLE   | CODE                                  | PRODUCT DESCRIPTION                              | RRP PRICING IN EACH FINISH<br>(INCL. GST) |         |         |                |                   |         |
|---|---------------------------------------|--|---|---------|---------|----------------|-------------------|---------|
|   |                                       |  | CHROME                                    | NICKEL  | PEWTER  | SATIN<br>BRASS | POLISHED<br>BRASS | GOLD    |
|   |                                       |  | CP  | NI      | PF      | SB             | BR                | IG      |
|    | EXAMPLE SHOWER SET 2C                 |  |   |         |         |                |                   |         |
|   | N5312                                 | Ceiling shower outlet 300mm                      | \$245                                     | \$270   | \$295   | \$320          | \$320             | \$335   |
|   | N5205                                 | Shower rose 200mm w perforated plate             | \$430                                     | \$475   | \$520   | \$560          | \$560             | \$585   |
|   | N5506                                 | Single lever pressure balanced shower mixer      | \$1,230                                   | \$1,355 | \$1,480 | \$1,600        | \$1,600           | \$1,665 |
|   | Total with White Porcelain Detailing: |  | \$1,905                                   | \$2,100 | \$2,295 | \$2,480        | \$2,480           | \$2,585 |
|   | Total with Matching Metal Detailing:  |  | \$1,940                                   | \$2,140 | \$2,340 | \$2,530        | \$2,530           | \$2,635 |
| Total with Black Porcelain Detailing:   |                                       | \$1,935  | \$2,130                                   | \$2,325 | \$2,510 | \$2,510        | \$2,615           |         |
|    | EXAMPLE SHOWER SET 2D                 |  |   |         |         |                |                   |         |
|   | N5312                                 | Ceiling shower outlet 300mm                      | \$245                                     | \$270   | \$295   | \$320          | \$320             | \$335   |
|   | N5205                                 | Shower rose 200mm w perforated plate             | \$430                                     | \$475   | \$520   | \$560          | \$560             | \$585   |
|   | N5555                                 | Concealed dual-control thermostatic shower mixer | \$1,850                                   | \$2,035 | \$2,220 | \$2,405        | \$2,405           | \$2,500 |
|   | Total with White Porcelain Detailing: |  | \$2,525                                   | \$2,780 | \$3,035 | \$3,285        | \$3,285           | \$3,420 |
|   |                                       |  |   |         |         |                |                   |         |
|   | EXAMPLE SHOWER SET 3A                 |  |   |         |         |                |                   |         |
|   | N5384                                 | Overhead shower arm                              | \$370                                     | \$410   | \$445   | \$485          | \$485             | \$500   |
|   | N5205                                 | Shower rose 200mm w perforated plate             | \$430                                     | \$475   | \$520   | \$560          | \$560             | \$585   |
|   | N3231                                 | Wall valve set with crossheads                   | \$620                                     | \$685   | \$745   | \$810          | \$810             | \$840   |
|   | Total with White Porcelain Detailing: |  | \$1,420                                   | \$1,570 | \$1,710 | \$1,855        | \$1,855           | \$1,925 |
|   |                                       |  |   |         |         |                |                   |         |
|  | EXAMPLE SHOWER SET 3B                 |  |   |         |         |                |                   |         |
|   | N5384                                 | Overhead shower arm                              | \$370                                     | \$410   | \$445   | \$485          | \$485             | \$500   |
|   | N5205                                 | Shower rose 200mm w perforated plate             | \$430                                     | \$475   | \$520   | \$560          | \$560             | \$585   |
|   | N3230                                 | Wall valve set with levers                       | \$620                                     | \$685   | \$745   | \$810          | \$810             | \$840   |
|   | Total with White Porcelain Detailing: |  | \$1,420                                   | \$1,570 | \$1,710 | \$1,855        | \$1,855           | \$1,925 |
|   | Total with Matching Metal Detailing:  |  | \$1,490                                   | \$1,650 | \$1,800 | \$1,955        | \$1,955           | \$2,025 |
| Total with Black Porcelain Detailing:   |                                       | \$1,480  | \$1,630                                   | \$1,770 | \$1,915 | \$1,915        | \$1,985           |         |
|  | EXAMPLE SHOWER SET 3C                 |  |   |         |         |                |                   |         |
|   | N5384                                 | Overhead shower arm                              | \$370                                     | \$410   | \$445   | \$485          | \$485             | \$500   |
|   | N5205                                 | Shower rose 200mm w perforated plate             | \$430                                     | \$475   | \$520   | \$560          | \$560             | \$585   |
|   | N5506                                 | Single lever pressure balanced shower mixer      | \$1,230                                   | \$1,355 | \$1,480 | \$1,600        | \$1,600           | \$1,665 |
|   | Total with White Porcelain Detailing: |  | \$2,030                                   | \$2,240 | \$2,445 | \$2,645        | \$2,645           | \$2,750 |
|   | Total with Matching Metal Detailing:  |  | \$2,065                                   | \$2,280 | \$2,490 | \$2,695        | \$2,695           | \$2,800 |
| Total with Black Porcelain Detailing:   |                                       | \$2,060  | \$2,270                                   | \$2,475 | \$2,675 | \$2,675        | \$2,780           |         |
|  | EXAMPLE SHOWER SET 3D                 |  |   |         |         |                |                   |         |
|   | N5384                                 | Overhead shower arm                              | \$370                                     | \$410   | \$445   | \$485          | \$485             | \$500   |
|   | N5205                                 | Shower rose 200mm w perforated plate             | \$430                                     | \$475   | \$520   | \$560          | \$560             | \$585   |
|   | N5555                                 | Concealed dual-control thermostatic shower mixer | \$1,850                                   | \$2,035 | \$2,220 | \$2,405        | \$2,405           | \$2,500 |
|   | Total with White Porcelain Detailing: |  | \$2,650                                   | \$2,920 | \$3,185 | \$3,450        | \$3,450           | \$3,585 |
|   |                                       |  |   |         |         |                |                   |         |

# Classical Shower Sets

(NOTE: THIS IS NOT A COMPLETE LIST OF THE SHOWER SET COMBINATIONS AVAILABLE)



**PERRIN & ROWE**  
MAY FAIR LONDON

RETAIL

| EXAMPLE | CODE                                  | PRODUCT DESCRIPTION                                | RRP PRICING IN EACH FINISH (INCL. GST) |         |         |             |                |         |
|---------|---------------------------------------|--|--|---------|---------|-------------|----------------|---------|
|         |                                       |  | CHROME                                 | NICKEL  | PEWTER  | SATIN BRASS | POLISHED BRASS | GOLD    |
|         |                                       |  | CP                                     | NI      | PF      | SB          | BR             | IG      |
|         | EXAMPLE SHOWER SET 4A                 |  |  |         |         |             |                |         |
|         | N5384                                 | Overhead shower arm                                | \$370                                  | \$410   | \$445   | \$485       | \$485          | \$500   |
|         | N5205                                 | Shower rose 200mm w perforated plate               | \$430                                  | \$475   | \$520   | \$560       | \$560          | \$585   |
|         | N5387                                 | Inclined handshower on hose                        | \$495                                  | \$545   | \$595   | \$645       | \$645          | \$670   |
|         | N5546                                 | Wall outlet for handshower                         | \$145                                  | \$160   | \$175   | \$190       | \$190          | \$200   |
|         | N5540                                 | 600mm rail with sliding handshower parking bracket | \$870                                  | \$960   | \$1,045 | \$1,135     | \$1,135        | \$1,175 |
|         | N5542                                 | Three way diverter (1 inlet & 2 outlets)           | \$620                                  | \$685   | \$745   | \$810       | \$810          | \$840   |
|         | N3231                                 | Wall valve set with crossheads                     | \$620                                  | \$685   | \$745   | \$810       | \$810          | \$840   |
|         | Total with White Porcelain Detailing: | \$3,550  | \$3,920                                | \$4,270 | \$4,635 | \$4,635     | \$4,810        |         |
|         | EXAMPLE SHOWER SET 4B                 |  |  |         |         |             |                |         |
|         | N5384                                 | Overhead shower arm                                | \$370                                  | \$410   | \$445   | \$485       | \$485          | \$500   |
|         | N5205                                 | Shower rose 200mm w perforated plate               | \$430                                  | \$475   | \$520   | \$560       | \$560          | \$585   |
|         | N5387                                 | Inclined handshower on hose                        | \$495                                  | \$545   | \$595   | \$645       | \$645          | \$670   |
|         | N5546                                 | Wall outlet for handshower                         | \$145                                  | \$160   | \$175   | \$190       | \$190          | \$200   |
|         | N5540                                 | 600mm rail with sliding handshower parking bracket | \$870                                  | \$960   | \$1,045 | \$1,135     | \$1,135        | \$1,175 |
|         | N5542                                 | Three way diverter (1 inlet & 2 outlets)           | \$620                                  | \$685   | \$745   | \$810       | \$810          | \$840   |
|         | N3230                                 | Wall valve set with levers                         | \$620                                  | \$685   | \$745   | \$810       | \$810          | \$840   |
|         | Total with White Porcelain Detailing: | \$3,550  | \$3,920                                | \$4,270 | \$4,635 | \$4,635     | \$4,810        |         |
|         | Total with Matching Metal Detailing:  | \$3,795  | \$4,196                                | \$4,576 | \$4,972 | \$4,972     | \$5,152        |         |
|         | Total with Black Porcelain Detailing: | \$3,760  | \$4,130                                | \$4,480 | \$4,845 | \$4,845     | \$5,020        |         |
|         | EXAMPLE SHOWER SET 4C                 |  |  |         |         |             |                |         |
|         | N5384                                 | Overhead shower arm                                | \$370                                  | \$410   | \$445   | \$485       | \$485          | \$500   |
|         | N5205                                 | Shower rose 200mm w perforated plate               | \$430                                  | \$475   | \$520   | \$560       | \$560          | \$585   |
|         | N5387                                 | Inclined handshower on hose                        | \$495                                  | \$545   | \$595   | \$645       | \$645          | \$670   |
|         | N5546                                 | Wall outlet for handshower                         | \$145                                  | \$160   | \$175   | \$190       | \$190          | \$200   |
|         | N5540                                 | 600mm rail with sliding handshower parking bracket | \$870                                  | \$960   | \$1,045 | \$1,135     | \$1,135        | \$1,175 |
|         | N5542                                 | Three way diverter (1 inlet & 2 outlets)           | \$620                                  | \$685   | \$745   | \$810       | \$810          | \$840   |
|         | N5506                                 | Single lever pressure balanced shower mixer        | \$1,230                                | \$1,355 | \$1,480 | \$1,600     | \$1,600        | \$1,665 |
|         | Total with White Porcelain Detailing: | \$4,160  | \$4,590                                | \$5,005 | \$5,425 | \$5,425     | \$5,635        |         |
|         | Total with Matching Metal Detailing:  | \$4,370  | \$4,826                                | \$5,266 | \$5,712 | \$5,712     | \$5,927        |         |
|         | Total with Black Porcelain Detailing: | \$4,340  | \$4,770                                | \$5,185 | \$5,605 | \$5,605     | \$5,815        |         |
|         | EXAMPLE SHOWER SET 4D                 |  |  |         |         |             |                |         |
|         | N5384                                 | Overhead shower arm                                | \$370                                  | \$410   | \$445   | \$485       | \$485          | \$500   |
|         | N5205                                 | Shower rose 200mm w perforated plate               | \$430                                  | \$475   | \$520   | \$560       | \$560          | \$585   |
|         | N5387                                 | Inclined handshower on hose                        | \$495                                  | \$545   | \$595   | \$645       | \$645          | \$670   |
|         | N5546                                 | Wall outlet for handshower                         | \$145                                  | \$160   | \$175   | \$190       | \$190          | \$200   |
|         | N5540                                 | 600mm rail with sliding handshower parking bracket | \$870                                  | \$960   | \$1,045 | \$1,135     | \$1,135        | \$1,175 |
|         | N5542                                 | Three way diverter (1 inlet & 2 outlets)           | \$620                                  | \$685   | \$745   | \$810       | \$810          | \$840   |
|         | N5555                                 | Concealed dual-control thermostatic shower mixer   | \$1,850                                | \$2,035 | \$2,220 | \$2,405     | \$2,405        | \$2,500 |
|         | Total with White Porcelain Detailing: | \$4,780  | \$5,270                                | \$5,745 | \$6,230 | \$6,230     | \$6,470        |         |



Perrin & Rowe Shower Set 6B and Treble Robe Hook N6923 in chrome finish. Credit: L&M Home






# Classical Shower Sets



**PERRIN & ROWE**  
MAYFAIR LONDON

RETAIL

(NOTE: THIS IS NOT A COMPLETE LIST OF THE SHOWER SET COMBINATIONS AVAILABLE)

| EXAMPLE   | CODE   | PRODUCT DESCRIPTION  | RRP PRICING IN EACH FINISH (INCL. GST) |                |                |                |                |                |
|---|--|--|--|----------------|----------------|----------------|----------------|----------------|
|   |  |  | CHROME                                 | NICKEL         | PEWTER         | SATIN BRASS    | POLISHED BRASS | GOLD           |
|   |  |  | CP                                     | NI             | PF             | SB             | BR             | IG             |
|    | <b>EXAMPLE SHOWER SET 5A</b>                 |  |  |                |                |                |                |                |
|   | N3511  | Bath/shower mixer on wall unions with crossheads & top outlet for shower | \$1,555                                | \$1,715        | \$1,870        | \$2,025        | \$2,025        | \$2,100        |
|   | N5381  | 90 degree shower riser 1600mm  | \$620                                  | \$685          | \$745          | \$810          | \$810          | \$840          |
|   | N5205  | Shower rose 200mm with perforated plate                                  | \$430                                  | \$475          | \$520          | \$560          | \$560          | \$585          |
|   | <b>Total with White Porcelain Detailing:</b> |  | <b>\$2,605</b>                         | <b>\$2,875</b> | <b>\$3,135</b> | <b>\$3,395</b> | <b>\$3,395</b> | <b>\$3,525</b> |
|   | <b>EXAMPLE SHOWER SET 5B</b>                 |  |  |                |                |                |                |                |
|   | N3510  | Bath/shower mixer on wall unions with levers & top outlet for shower     | \$1,555                                | \$1,715        | \$1,870        | \$2,025        | \$2,025        | \$2,100        |
|   | N5381  | 90 degree shower riser 1600mm  | \$620                                  | \$685          | \$745          | \$810          | \$810          | \$840          |
|   | N5205  | Shower rose 200mm with perforated plate                                  | \$430                                  | \$475          | \$520          | \$560          | \$560          | \$585          |
|   | <b>Total with White Porcelain Detailing:</b> |  | <b>\$2,605</b>                         | <b>\$2,875</b> | <b>\$3,135</b> | <b>\$3,395</b> | <b>\$3,395</b> | <b>\$3,525</b> |
|  | <b>EXAMPLE SHOWER SET 6A</b>                 |  |  |                |                |                |                |                |
|   | N3511  | Bath/shower mixer on wall unions with crossheads & top outlet for shower | \$1,555                                | \$1,715        | \$1,870        | \$2,025        | \$2,025        | \$2,100        |
|   | N5381  | 90 degree shower riser 1600mm  | \$620                                  | \$685          | \$745          | \$810          | \$810          | \$840          |
|   | N5205  | Shower rose 200mm with perforated plate                                  | \$430                                  | \$475          | \$520          | \$560          | \$560          | \$585          |
|   | N5383  | Riser mounted diverter, handshower & sliding handshower bracket          | \$1,430                                | \$1,575        | \$1,720        | \$1,860        | \$1,860        | \$1,935        |
|  | <b>EXAMPLE SHOWER SET 6B</b>                 |  |  |                |                |                |                |                |
|   | N3510  | Bath/shower mixer on wall unions with levers & top outlet for shower     | \$1,555                                | \$1,715        | \$1,870        | \$2,025        | \$2,025        | \$2,100        |
|   | N5381  | 90 degree shower riser 1600mm  | \$620                                  | \$685          | \$745          | \$810          | \$810          | \$840          |
|   | N5205  | Shower rose 200mm with perforated plate                                  | \$430                                  | \$475          | \$520          | \$560          | \$560          | \$585          |
|   | N5383  | Riser mounted diverter, handshower & sliding handshower bracket          | \$1,430                                | \$1,575        | \$1,720        | \$1,860        | \$1,860        | \$1,935        |
|  | <b>Total with White Porcelain Detailing:</b> |  | <b>\$4,035</b>                         | <b>\$4,450</b> | <b>\$4,855</b> | <b>\$5,255</b> | <b>\$5,255</b> | <b>\$5,460</b> |
|   | <b>Total with Matching Metal Detailing:</b>  |  | <b>\$4,245</b>                         | <b>\$4,690</b> | <b>\$5,120</b> | <b>\$5,550</b> | <b>\$5,550</b> | <b>\$5,755</b> |
|   | <b>Total with Black Porcelain Detailing:</b> |  | <b>\$4,240</b>                         | <b>\$4,655</b> | <b>\$5,060</b> | <b>\$5,460</b> | <b>\$5,460</b> | <b>\$5,665</b> |





Perrin & Rowe Shower Set 7A in nickel finish. Credit: Templer Interiors



# Classical Shower Sets

(NOTE: THIS IS NOT A COMPLETE LIST OF THE SHOWER SET COMBINATIONS AVAILABLE)



**PERRIN & ROWE**  
MAY FAIR LONDON

RETAIL

| EXAMPLE | CODE | PRODUCT DESCRIPTION | RRP PRICING IN EACH FINISH (INCL. GST) |  |  |  |  |  |
|---------|------|---------------------|--|--|--|--|--|--|
|---------|------|---------------------|--|--|--|--|--|--|

|        |        |        |             |                |      |
|--------|--------|--------|-------------|----------------|------|
| CHROME | NICKEL | PEWTER | SATIN BRASS | POLISHED BRASS | GOLD |
| CP     | NI     | PF     | SB          | BR             | IG   |

## EXAMPLE SHOWER SET 7D WITH 200MM ROSE

|                                       |  |         |         |         |         |         |         |
|---------------------------------------|--|---------|---------|---------|---------|---------|---------|
| N5205                                 | Shower rose 200mm with perforated plate        | \$430   | \$475   | \$520   | \$560   | \$560   | \$585   |
| N5381                                 | 90 degree shower riser 1600mm                  | \$620   | \$685   | \$745   | \$810   | \$810   | \$840   |
| N5550                                 | Exposed dual-control thermostatic shower mixer | \$1,850 | \$2,035 | \$2,220 | \$2,405 | \$2,405 | \$2,500 |
| Total with White Porcelain Detailing: |  | \$2,900 | \$3,195 | \$3,485 | \$3,775 | \$3,775 | \$3,925 |

## EXAMPLE SHOWER SET 7DL WITH 310MM ROSE

|                                       |  |         |         |         |         |         |         |
|---------------------------------------|--|---------|---------|---------|---------|---------|---------|
| N5204 <                               | Shower rose 310mm with perforated plate        | \$745   | \$820   | \$895   | \$970   | \$970   | \$1,010 |
| N5381                                 | 90 degree shower riser 1600mm                  | \$620   | \$685   | \$745   | \$810   | \$810   | \$840   |
| N5550                                 | Exposed dual-control thermostatic shower mixer | \$1,850 | \$2,035 | \$2,220 | \$2,405 | \$2,405 | \$2,500 |
| Total with White Porcelain Detailing: |  | \$3,215 | \$3,540 | \$3,860 | \$4,185 | \$4,185 | \$4,350 |

## EXAMPLE SHOWER SET 7E WITH 200MM ROSE

|                                       |   |         |         |         |         |         |         |
|---------------------------------------|---|---------|---------|---------|---------|---------|---------|
| N5205                                 | Shower rose 200mm with perforated plate                         | \$430   | \$475   | \$520   | \$560   | \$560   | \$585   |
| N5381                                 | 90 degree shower riser 1600mm                                   | \$620   | \$685   | \$745   | \$810   | \$810   | \$840   |
| N5383                                 | Riser mounted diverter, handshower & sliding handshower bracket | \$1,430 | \$1,575 | \$1,720 | \$1,860 | \$1,860 | \$1,935 |
| N5550                                 | Exposed dual-control thermostatic shower mixer                  | \$1,850 | \$2,035 | \$2,220 | \$2,405 | \$2,405 | \$2,500 |
| Total with White Porcelain Detailing: |   | \$4,330 | \$4,770 | \$5,205 | \$5,635 | \$5,635 | \$5,860 |

## EXAMPLE SHOWER SET 7EL WITH 310MM ROSE

|                                       |   |         |         |         |         |         |         |
|---------------------------------------|---|---------|---------|---------|---------|---------|---------|
| N5204 <                               | Shower rose 310mm with perforated plate                         | \$745   | \$820   | \$895   | \$970   | \$970   | \$1,010 |
| N5381                                 | 90 degree shower riser 1600mm                                   | \$620   | \$685   | \$745   | \$810   | \$810   | \$840   |
| N5383                                 | Riser mounted diverter, handshower & sliding handshower bracket | \$1,430 | \$1,575 | \$1,720 | \$1,860 | \$1,860 | \$1,935 |
| N5550                                 | Exposed dual-control thermostatic shower mixer                  | \$1,850 | \$2,035 | \$2,220 | \$2,405 | \$2,405 | \$2,500 |
| Total with White Porcelain Detailing: |   | \$4,645 | \$5,115 | \$5,580 | \$6,045 | \$6,045 | \$6,285 |

# Classical Shower Sets



(NOTE: THIS IS NOT A COMPLETE LIST OF THE SHOWER SET COMBINATIONS AVAILABLE)

**PERRIN & ROWE**  
MAYFAIR LONDON

| EXAMPLE                               | CODE                                  | PRODUCT DESCRIPTION                         | RRP PRICING IN EACH FINISH (INCL. GST) |         |         |             |                |         |
|---------------------------------------|---------------------------------------|---|--|---------|---------|-------------|----------------|---------|
|                                       |                                       |   | CHROME                                 | NICKEL  | PEWTER  | SATIN BRASS | POLISHED BRASS | GOLD    |
|                                       |                                       |   | CP                                     | NI      | PF      | SB          | BR             | IG      |
|                                       | EXAMPLE SHOWER SET 9A                 |   |  |         |         |             |                |         |
|                                       | N5205                                 | Shower rose 200mm with perforated plate     | \$430                                  | \$475   | \$520   | \$560       | \$560          | \$585   |
|                                       | N5591                                 | Shower riser wall outlet                    | \$170                                  | \$190   | \$205   | \$225       | \$225          | \$230   |
|                                       | N5381                                 | 90 degree shower riser 1600mm               | \$620                                  | \$685   | \$745   | \$810       | \$810          | \$840   |
|                                       | N3231                                 | Wall valve set with crossheads              | \$620                                  | \$685   | \$745   | \$810       | \$810          | \$840   |
|                                       | Total with White Porcelain Detailing: |   | \$1,840                                | \$2,035 | \$2,215 | \$2,405     | \$2,405        | \$2,495 |
|                                       | EXAMPLE SHOWER SET 9B                 |   |  |         |         |             |                |         |
|                                       | N5205                                 | Shower rose 200mm with perforated plate     | \$430                                  | \$475   | \$520   | \$560       | \$560          | \$585   |
|                                       | N5591                                 | Shower riser wall outlet                    | \$170                                  | \$190   | \$205   | \$225       | \$225          | \$230   |
|                                       | N5381                                 | 90 degree shower riser 1600mm               | \$620                                  | \$685   | \$745   | \$810       | \$810          | \$840   |
|                                       | N3230                                 | Wall valve set with levers                  | \$620                                  | \$685   | \$745   | \$810       | \$810          | \$840   |
|                                       | Total with White Porcelain Detailing: |   | \$1,840                                | \$2,035 | \$2,215 | \$2,405     | \$2,405        | \$2,495 |
| Total with Matching Metal Detailing:  |                                       | \$1,910                                     | \$2,115                                | \$2,305 | \$2,505 | \$2,505     | \$2,595        |         |
| Total with Black Porcelain Detailing: |                                       | \$1,900                                     | \$2,095                                | \$2,275 | \$2,465 | \$2,465     | \$2,555        |         |
|                                       | EXAMPLE SHOWER SET 9C                 |   |  |         |         |             |                |         |
|                                       | N5205                                 | Shower rose 200mm with perforated plate     | \$430                                  | \$475   | \$520   | \$560       | \$560          | \$585   |
|                                       | N5591                                 | Shower riser wall outlet                    | \$170                                  | \$190   | \$205   | \$225       | \$225          | \$230   |
|                                       | N5381                                 | 90 degree shower riser 1600mm               | \$620                                  | \$685   | \$745   | \$810       | \$810          | \$840   |
|                                       | N5506                                 | Single lever pressure balanced shower mixer | \$1,230                                | \$1,355 | \$1,480 | \$1,600     | \$1,600        | \$1,665 |
|                                       | Total with White Porcelain Detailing: |   | \$2,450                                | \$2,705 | \$2,950 | \$3,195     | \$3,195        | \$3,320 |
| Total with Matching Metal Detailing:  |                                       | \$2,485                                     | \$2,745                                | \$2,995 | \$3,245 | \$3,245     | \$3,370        |         |
| Total with Black Porcelain Detailing: |                                       | \$2,480                                     | \$2,735                                | \$2,980 | \$3,225 | \$3,225     | \$3,350        |         |
|                                       | EXAMPLE SHOWER SET 9D                 |   |  |         |         |             |                |         |
|                                       | N5205                                 | Shower rose 200mm with perforated plate     | \$430                                  | \$475   | \$520   | \$560       | \$560          | \$585   |
|                                       | N5591                                 | Shower riser wall outlet                    | \$170                                  | \$190   | \$205   | \$225       | \$225          | \$230   |
|                                       | N5381                                 | 90 degree shower riser 1600mm               | \$620                                  | \$685   | \$745   | \$810       | \$810          | \$840   |
|                                       | N5555                                 | Concealed thermostatic shower mixer         | \$1,850                                | \$2,035 | \$2,220 | \$2,405     | \$2,405        | \$2,500 |
|                                       | Total with White Porcelain Detailing: |   | \$3,070                                | \$3,385 | \$3,690 | \$4,000     | \$4,000        | \$4,155 |

# Classical Shower Sets

(NOTE: THIS IS NOT A COMPLETE LIST OF THE SHOWER SET COMBINATIONS AVAILABLE)



**PERRIN & ROWE**  
MAYFAIR LONDON

RETAIL





| EXAMPLE | CODE                                  | PRODUCT DESCRIPTION   | RRP PRICING IN EACH FINISH (INCL. GST) |         |         |             |                |         |
|---------|---------------------------------------|---|--|---------|---------|-------------|----------------|---------|
|         |                                       |   | CHROME                                 | NICKEL  | PEWTER  | SATIN BRASS | POLISHED BRASS | GOLD    |
|         |                                       |   | CP                                     | NI      | PF      | SB          | BR             | IG      |
|         | EXAMPLE SHOWER SET 10A                |   |  |         |         |             |                |         |
|         | N5205                                 | Shower rose 200mm with perforated plate                         | \$430                                  | \$475   | \$520   | \$560       | \$560          | \$585   |
|         | N5591                                 | Shower riser wall outlet  | \$170                                  | \$190   | \$205   | \$225       | \$225          | \$230   |
|         | N5381                                 | 90 degree shower riser 1600mm                                   | \$620                                  | \$685   | \$745   | \$810       | \$810          | \$840   |
|         | N5383                                 | Riser mounted diverter, handshower & sliding handshower bracket | \$1,430                                | \$1,575 | \$1,720 | \$1,860     | \$1,860        | \$1,935 |
|         | N3231                                 | Wall valve set with crossheads                                  | \$620                                  | \$685   | \$745   | \$810       | \$810          | \$840   |
|         | Total with White Porcelain Detailing: | \$3,270   | \$3,610                                | \$3,935 | \$4,265 | \$4,265     | \$4,430        |         |
|         | EXAMPLE SHOWER SET 10B                |   |  |         |         |             |                |         |
|         | N5205                                 | Shower rose 200mm with perforated plate                         | \$430                                  | \$475   | \$520   | \$560       | \$560          | \$585   |
|         | N5591                                 | Shower riser wall outlet  | \$170                                  | \$190   | \$205   | \$225       | \$225          | \$230   |
|         | N5381                                 | 90 degree shower riser 1600mm                                   | \$620                                  | \$685   | \$745   | \$810       | \$810          | \$840   |
|         | N5383                                 | Riser mounted diverter, handshower & sliding handshower bracket | \$1,430                                | \$1,575 | \$1,720 | \$1,860     | \$1,860        | \$1,935 |
|         | N3230                                 | Wall valve set with levers                                      | \$620                                  | \$685   | \$745   | \$810       | \$810          | \$840   |
|         | Total with White Porcelain Detailing: | \$3,270   | \$3,610                                | \$3,935 | \$4,265 | \$4,265     | \$4,430        |         |
|         | Total with Matching Metal Detailing:  | \$3,480   | \$3,846                                | \$4,196 | \$4,552 | \$4,552     | \$4,722        |         |
|         | Total with Black Porcelain Detailing: | \$3,450   | \$3,790                                | \$4,115 | \$4,445 | \$4,445     | \$4,610        |         |
|         | EXAMPLE SHOWER SET 10C                |   |  |         |         |             |                |         |
|         | N5205                                 | Shower rose 200mm with perforated plate                         | \$430                                  | \$475   | \$520   | \$560       | \$560          | \$585   |
|         | N5591                                 | Shower riser wall outlet  | \$170                                  | \$190   | \$205   | \$225       | \$225          | \$230   |
|         | N5381                                 | 90 degree shower riser 1600mm                                   | \$1,430                                | \$1,575 | \$1,720 | \$1,860     | \$1,860        | \$1,935 |
|         | N5383                                 | Riser mounted diverter, handshower & sliding handshower bracket | \$620                                  | \$685   | \$745   | \$810       | \$810          | \$840   |
|         | N5506                                 | Single lever pressure balanced shower mixer                     | \$1,230                                | \$1,355 | \$1,480 | \$1,600     | \$1,600        | \$1,665 |
|         | Total with White Porcelain Detailing: | \$3,880   | \$4,280                                | \$4,670 | \$5,055 | \$5,055     | \$5,255        |         |
|         | Total with Matching Metal Detailing:  | \$4,055   | \$4,476                                | \$4,886 | \$5,292 | \$5,292     | \$5,497        |         |
|         | Total with Black Porcelain Detailing: | \$4,030   | \$4,430                                | \$4,820 | \$5,205 | \$5,205     | \$5,405        |         |
|         | EXAMPLE SHOWER SET 10D                |   |  |         |         |             |                |         |
|         | N5205                                 | Shower rose 200mm with perforated plate                         | \$430                                  | \$475   | \$520   | \$560       | \$560          | \$585   |
|         | N5591                                 | Shower riser wall outlet  | \$170                                  | \$190   | \$205   | \$225       | \$225          | \$230   |
|         | N5381                                 | 90 degree shower riser 1600mm                                   | \$1,430                                | \$1,575 | \$1,720 | \$1,860     | \$1,860        | \$1,935 |
|         | N5383                                 | Riser mounted diverter, handshower & sliding handshower bracket | \$620                                  | \$685   | \$745   | \$810       | \$810          | \$840   |
|         | N5555                                 | Concealed thermostatic shower mixer                             | \$1,850                                | \$2,035 | \$2,220 | \$2,405     | \$2,405        | \$2,500 |
|         | Total with White Porcelain Detailing: | \$4,500   | \$4,960                                | \$5,410 | \$5,860 | \$5,860     | \$6,090        |         |

# Classical Shower Sets



(NOTE: THIS IS NOT A COMPLETE LIST OF THE SHOWER SET COMBINATIONS AVAILABLE)

**PERRIN & ROWE**  
MAY FAIR LONDON

| EXAMPLE   | CODE                                  | PRODUCT DESCRIPTION   | RRP PRICING IN EACH FINISH (INCL. GST) |         |         |             |                |         |
|---|---------------------------------------|---|--|---------|---------|-------------|----------------|---------|
|   |                                       |   | CHROME                                 | NICKEL  | PEWTER  | SATIN BRASS | POLISHED BRASS | GOLD    |
|   |                                       |   | CP                                     | NI      | PF      | SB          | BR             | IG      |
|    | EXAMPLE SHOWER SET 11A                |   |  |         |         |             |                |         |
|   | N5205                                 | Shower rose 200mm with perforated plate                         | \$430                                  | \$475   | \$520   | \$560       | \$560          | \$585   |
|   | N5381                                 | 90 degree shower riser 1600mm                                   | \$620                                  | \$685   | \$745   | \$810       | \$810          | \$840   |
|   | N5513                                 | Two handle combination mixer with crossheads and top outlet     | \$980                                  | \$1,080 | \$1,180 | \$1,275     | \$1,275        | \$1,325 |
|   | Total with White Porcelain Detailing: |   | \$2,030                                | \$2,240 | \$2,445 | \$2,645     | \$2,645        | \$2,750 |
|   | EXAMPLE SHOWER SET 11B                |   |  |         |         |             |                |         |
|   | N5205                                 | Shower rose 200mm with perforated plate                         | \$430                                  | \$475   | \$520   | \$560       | \$560          | \$585   |
|   | N5381                                 | 90 degree shower riser 1600mm                                   | \$620                                  | \$685   | \$745   | \$810       | \$810          | \$840   |
|   | N5512                                 | Two handle combination mixer with levers & top outlet           | \$980                                  | \$1,080 | \$1,180 | \$1,275     | \$1,275        | \$1,325 |
|   | Total with White Porcelain Detailing: |   | \$2,030                                | \$2,240 | \$2,445 | \$2,645     | \$2,645        | \$2,750 |
|   | Total with Matching Metal Detailing:  |   | \$2,100                                | \$2,320 | \$2,535 | \$2,745     | \$2,745        | \$2,850 |
| Total with Black Porcelain Detailing:   |                                       | \$2,090   | \$2,300                                | \$2,505 | \$2,705 | \$2,705     | \$2,810        |         |
|  | EXAMPLE SHOWER SET 12A                |   |  |         |         |             |                |         |
|   | N5205                                 | Shower rose 200mm with perforated plate                         | \$430                                  | \$475   | \$520   | \$560       | \$560          | \$585   |
|   | N5383                                 | Riser mounted diverter, handshower & sliding handshower bracket | \$1,430                                | \$1,575 | \$1,720 | \$1,860     | \$1,860        | \$1,935 |
|   | N5381                                 | 90 degree shower riser 1600mm                                   | \$620                                  | \$685   | \$745   | \$810       | \$810          | \$840   |
|   | N5513                                 | Two handle combination mixer with crossheads and top outlet     | \$980                                  | \$1,080 | \$1,180 | \$1,275     | \$1,275        | \$1,325 |
| Total with White Porcelain Detailing:   |                                       | \$3,460   | \$3,815                                | \$4,165 | \$4,505 | \$4,505     | \$4,685        |         |
|  | EXAMPLE SHOWER SET 12B                |   |  |         |         |             |                |         |
|   | N5205                                 | Shower rose 200mm with perforated plate                         | \$430                                  | \$475   | \$520   | \$560       | \$560          | \$585   |
|   | N5383                                 | Riser mounted diverter, handshower & sliding handshower bracket | \$1,430                                | \$1,575 | \$1,720 | \$1,860     | \$1,860        | \$1,935 |
|   | N5381                                 | 90 degree shower riser 1600mm                                   | \$620                                  | \$685   | \$745   | \$810       | \$810          | \$840   |
|   | N5512                                 | Two handle combination mixer with levers & top outlet           | \$980                                  | \$1,080 | \$1,180 | \$1,275     | \$1,275        | \$1,325 |
| Total with White Porcelain Detailing:   |                                       | \$3,460   | \$3,815                                | \$4,165 | \$4,505 | \$4,505     | \$4,685        |         |
| Total with Matching Metal Detailing:  |                                       | \$3,705   | \$4,091                                | \$4,471 | \$4,842 | \$4,842     | \$5,027        |         |
| Total with Black Porcelain Detailing:   |                                       | \$3,675   | \$4,030                                | \$4,380 | \$4,720 | \$4,720     | \$4,900        |         |



Perrin & Rowe Shower Set 11A in nickel finish. Credit: Tamsin Johnson



## DECO SHOWER COMPONENTS






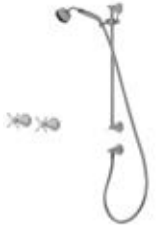


| STYLE   | CODE   | PRODUCT DESCRIPTION   | RRP PRICING IN EACH FINISH (INCL. GST) |         |         |             |                |         |
|---|--------|---|--|---------|---------|-------------|----------------|---------|
|   |        |   | CHROME                                 | NICKEL  | PEWTER  | SATIN BRASS | POLISHED BRASS | GOLD    |
|   |        |   | CP                                     | NI      | PF      | SB          | BR             | IG      |
| DECO SHOWER VALVES, MIXERS & DIVERTERS  |        |   |  |         |         |             |                |         |
|    | N3130  | Pair of lever handled wall valves for bath or shower                | \$1,040                                | \$1,145 | \$1,250 | \$1,355     | \$1,355        | \$1,405 |
|   |        |   |  |         |         |             |                |         |
|    | N3131  | Pair of crosshead wall valves for bath or shower                    | \$1,040                                | \$1,145 | \$1,250 | \$1,355     | \$1,355        | \$1,405 |
|   |        |   |  |         |         |             |                |         |
|    | N5141  | Three way diverter - one inlet & two outlets with lever handle      | \$970                                  | \$1,070 | \$1,165 | \$1,265     | \$1,265        | \$1,310 |
|   | N5142  | Three way diverter - one inlet & two outlets with crosshead handle  | \$970                                  | \$1,070 | \$1,165 | \$1,265     | \$1,265        | \$1,310 |
|    | N5161  | Four way diverter - one inlet & three outlets with lever handle     | \$1,090                                | \$1,200 | \$1,310 | \$1,420     | \$1,420        | \$1,475 |
|   | N5162  | Four way diverter - one inlet & three outlets with crosshead handle | \$1,090                                | \$1,200 | \$1,310 | \$1,420     | \$1,420        | \$1,475 |
|   | N5106  | Single lever shower mixer with pressure balancing valve             | \$1,230                                | \$1,355 | \$1,480 | \$1,600     | \$1,600        | \$1,665 |
|   |        |   |  |         |         |             |                |         |
| DECO SHOWER OUTLETS   |        |   |  |         |         |             |                |         |
|  | N5182  | Angled shower arm for overhead rose                                 | \$430                                  | \$475   | \$520   | \$560       | \$560          | \$585   |
|   | N5105  | 200mm shower rose   | \$655                                  | \$725   | \$790   | \$855       | \$855          | \$885   |
|   | TOTAL: |   | \$1,085                                | \$1,200 | \$1,310 | \$1,415     | \$1,415        | \$1,470 |
|  | N5184  | Overhead shower arm   | \$445                                  | \$490   | \$535   | \$580       | \$580          | \$605   |
|   | N5105  | 200mm shower rose   | \$655                                  | \$725   | \$790   | \$855       | \$855          | \$885   |
|   | TOTAL: |   | \$1,100                                | \$1,215 | \$1,325 | \$1,435     | \$1,435        | \$1,490 |
|  | N5111  | Deco ceiling shower outlet 100mm                                    | \$370                                  | \$410   | \$445   | \$485       | \$485          | \$500   |
|   | N5112  | Deco ceiling shower outlet 300mm                                    | \$430                                  | \$475   | \$520   | \$560       | \$560          | \$585   |
|   | N5113  | Deco ceiling shower outlet 600mm                                    | \$520                                  | \$575   | \$625   | \$680       | \$680          | \$705   |
|   | N5105  | Deco 200mm shower rose  | \$655                                  | \$725   | \$790   | \$855       | \$855          | \$885   |
|  | N5146  | Wall outlet for the handshower                                      | \$340                                  | \$375   | \$410   | \$445       | \$445          | \$460   |
|   | N5185  | Handshower on hose  | \$550                                  | \$605   | \$660   | \$715       | \$715          | \$745   |
|   | N5100  | Fixed parking bracket for handshower                                | \$320                                  | \$355   | \$385   | \$420       | \$420          | \$435   |
|   | TOTAL: |   | \$1,210                                | \$1,335 | \$1,455 | \$1,580     | \$1,580        | \$1,640 |






Perrin & Rowe Shower Set D2C and Corner Basket N6416 in chrome finish. Credit: Heather Fox

# DECO SHOWER SETS



| STYLE   | CODE  | PRODUCT DESCRIPTION                                     | RRP PRICING IN EACH FINISH (INCL. GST) |         |         |             |                |         |
|---|---|---|--|---------|---------|-------------|----------------|---------|
|   |   |   | CHROME                                 | NICKEL  | PEWTER  | SATIN BRASS | POLISHED BRASS | GOLD    |
|   |   |   | CP                                     | NI      | PF      | SB          | BR             | IG      |
| DECO SHOWER SETS  |   |   |  |         |         |             |                |         |
|    | SHOWER SET D1A - 200MM SHOWER ROSE, OVERHEAD ARM AND CROSSHEAD WALL VALVES    |   |  |         |         |             |                |         |
|   | N5184   | Overhead shower arm                                     | \$445                                  | \$490   | \$535   | \$580       | \$580          | \$605   |
|   | N5105   | 200mm shower rose                                       | \$655                                  | \$725   | \$790   | \$855       | \$855          | \$885   |
|   | N3131   | Pair of crosshead wall valves                           | \$1,040                                | \$1,145 | \$1,250 | \$1,355     | \$1,355        | \$1,405 |
|   | TOTAL:  |   | \$2,140                                | \$2,360 | \$2,575 | \$2,790     | \$2,790        | \$2,895 |
|    | SHOWER SET D1B - 200MM SHOWER ROSE, OVERHEAD ARM AND LEVER WALL VALVES        |   |  |         |         |             |                |         |
|   | N5184   | Overhead shower arm                                     | \$445                                  | \$490   | \$535   | \$580       | \$580          | \$605   |
|   | N5105   | 200mm shower rose                                       | \$655                                  | \$725   | \$790   | \$855       | \$855          | \$885   |
|   | N3130   | Pair of lever handled wall valves                       | \$1,040                                | \$1,145 | \$1,250 | \$1,355     | \$1,355        | \$1,405 |
|   | TOTAL:  |   | \$2,140                                | \$2,360 | \$2,575 | \$2,790     | \$2,790        | \$2,895 |
|  | SHOWER SET D1C - 200MM SHOWER ROSE, OVERHEAD ARM AND PRESSURE BALANCING VALVE |   |  |         |         |             |                |         |
|   | N5184   | Overhead shower arm                                     | \$445                                  | \$490   | \$535   | \$580       | \$580          | \$605   |
|   | N5105   | 200mm shower rose                                       | \$655                                  | \$725   | \$790   | \$855       | \$855          | \$885   |
|   | N5106   | Single lever shower mixer with pressure balancing valve | \$1,230                                | \$1,355 | \$1,480 | \$1,600     | \$1,600        | \$1,665 |
|   | TOTAL:  |   | \$2,330                                | \$2,570 | \$2,805 | \$3,035     | \$3,035        | \$3,155 |
|  | SHOWER SET D2A - HANDSHOWER ON SLIDING RAIL WITH CROSSHEAD WALL VALVES        |   |  |         |         |             |                |         |
|   | N5140   | Sliding rail for handshower                             | \$995                                  | \$1,095 | \$1,195 | \$1,295     | \$1,295        | \$1,345 |
|   | N5146   | Wall outlet for the handshower                          | \$340                                  | \$375   | \$410   | \$445       | \$445          | \$460   |
|   | N5185   | Handshower on hose                                      | \$550                                  | \$605   | \$660   | \$715       | \$715          | \$745   |
|   | N3131   | Pair of crosshead wall valves                           | \$1,040                                | \$1,145 | \$1,250 | \$1,355     | \$1,355        | \$1,405 |
|   | TOTAL:  |   | \$2,925                                | \$3,220 | \$3,515 | \$3,810     | \$3,810        | \$3,955 |
|  | SHOWER SET D2B - HANDSHOWER ON SLIDING RAIL WITH LEVER WALL VALVES            |   |  |         |         |             |                |         |
|   | N5140   | Sliding rail for handshower                             | \$995                                  | \$1,095 | \$1,195 | \$1,295     | \$1,295        | \$1,345 |
|   | N5146   | Wall outlet for the handshower                          | \$340                                  | \$375   | \$410   | \$445       | \$445          | \$460   |
|   | N5185   | Handshower on hose                                      | \$550                                  | \$605   | \$660   | \$715       | \$715          | \$745   |
|   | N3130   | Pair of lever handled wall valves                       | \$1,040                                | \$1,145 | \$1,250 | \$1,355     | \$1,355        | \$1,405 |
|   | TOTAL:  |   | \$2,925                                | \$3,220 | \$3,515 | \$3,810     | \$3,810        | \$3,955 |
|  | SHOWER SET D2C - HANDSHOWER ON SLIDING RAIL WITH PRESSURE BALANCING VALVE     |   |  |         |         |             |                |         |
|   | N5140   | Sliding rail for handshower                             | \$995                                  | \$1,095 | \$1,195 | \$1,295     | \$1,295        | \$1,345 |
|   | N5146   | Wall outlet for the handshower                          | \$340                                  | \$375   | \$410   | \$445       | \$445          | \$460   |
|   | N5185   | Handshower on hose                                      | \$550                                  | \$605   | \$660   | \$715       | \$715          | \$745   |
|   | N5106   | Single lever shower mixer with pressure balancing valve | \$1,230                                | \$1,355 | \$1,480 | \$1,600     | \$1,600        | \$1,665 |
|   | TOTAL:  |   | \$3,115                                | \$3,430 | \$3,745 | \$4,055     | \$4,055        | \$4,215 |









| STYLE   | CODE   | PRODUCT DESCRIPTION  | RRP PRICING IN EACH FINISH (INCL. GST) |         |         |             |                |         |
|---|--|--|--|---------|---------|-------------|----------------|---------|
|   |  |  | CHROME                                 | NICKEL  | PEWTER  | SATIN BRASS | POLISHED BRASS | GOLD    |
|   |  |  | CP                                     | NI      | PF      | SB          | BR             | IG      |
|    | SHOWER SET D3A - 200MM SHOWER ROSE, OVERHEAD ARM, HANDSHOWER ON SLIDING RAIL WITH CROSSHEAD WALL VALVES    |  |  |         |         |             |                |         |
|   | N5184  | Overhead shower arm  | \$445                                  | \$490   | \$535   | \$580       | \$580          | \$605   |
|   | N5105  | 200mm shower rose  | \$655                                  | \$725   | \$790   | \$855       | \$855          | \$885   |
|   | N5140  | Sliding rail for handshower  | \$995                                  | \$1,095 | \$1,195 | \$1,295     | \$1,295        | \$1,345 |
|   | N5146  | Wall outlet for the handshower                                     | \$340                                  | \$375   | \$410   | \$445       | \$445          | \$460   |
|   | N5185  | Handshower on hose   | \$550                                  | \$605   | \$660   | \$715       | \$715          | \$745   |
|   | N5142  | Three way diverter - one inlet & two outlets with crosshead handle | \$970                                  | \$1,070 | \$1,165 | \$1,265     | \$1,265        | \$1,310 |
|   | N3131  | Pair of crosshead wall valves for bath or shower                   | \$1,040                                | \$1,145 | \$1,250 | \$1,355     | \$1,355        | \$1,405 |
|   | TOTAL:   | \$4,995  | \$5,505                                | \$6,005 | \$6,510 | \$6,510     | \$6,755        |         |
|   | SHOWER SET D3B - 200MM SHOWER ROSE, OVERHEAD ARM, HANDSHOWER ON SLIDING RAIL WITH LEVER WALL VALVES        |  |  |         |         |             |                |         |
|   | N5184  | Overhead shower arm  | \$445                                  | \$490   | \$535   | \$580       | \$580          | \$605   |
|   | N5105  | 200mm shower rose  | \$655                                  | \$725   | \$790   | \$855       | \$855          | \$885   |
|   | N5140  | Sliding rail for handshower  | \$995                                  | \$1,095 | \$1,195 | \$1,295     | \$1,295        | \$1,345 |
|   | N5146  | Wall outlet for the handshower                                     | \$340                                  | \$375   | \$410   | \$445       | \$445          | \$460   |
|   | N5185  | Handshower on hose   | \$550                                  | \$605   | \$660   | \$715       | \$715          | \$745   |
|   | N5141  | Three way diverter - one inlet & two outlets with lever            | \$970                                  | \$1,070 | \$1,165 | \$1,265     | \$1,265        | \$1,310 |
|   | N3130  | Pair of lever handled wall valves for bath or shower               | \$1,040                                | \$1,145 | \$1,250 | \$1,355     | \$1,355        | \$1,405 |
|   | TOTAL:   | \$4,995  | \$5,505                                | \$6,005 | \$6,510 | \$6,510     | \$6,755        |         |
|  | SHOWER SET D3C - 200MM SHOWER ROSE, OVERHEAD ARM, HANDSHOWER ON SLIDING RAIL WITH PRESSURE BALANCING VALVE |  |  |         |         |             |                |         |
|   | N5184  | Overhead shower arm  | \$445                                  | \$490   | \$535   | \$580       | \$580          | \$605   |
|   | N5105  | 200mm shower rose  | \$655                                  | \$725   | \$790   | \$855       | \$855          | \$885   |
|   | N5140  | Sliding rail for handshower  | \$995                                  | \$1,095 | \$1,195 | \$1,295     | \$1,295        | \$1,345 |
|   | N5146  | Wall outlet for the handshower                                     | \$340                                  | \$375   | \$410   | \$445       | \$445          | \$460   |
|   | N5185  | Handshower on hose   | \$550                                  | \$605   | \$660   | \$715       | \$715          | \$745   |
|   | N5141  | Three way diverter - one inlet & two outlets with lever            | \$970                                  | \$1,070 | \$1,165 | \$1,265     | \$1,265        | \$1,310 |
|   | N5106  | Single lever shower mixer with pressure balancing valve            | \$1,230                                | \$1,355 | \$1,480 | \$1,600     | \$1,600        | \$1,665 |
|   | TOTAL:   | \$5,185  | \$5,715                                | \$6,235 | \$6,755 | \$6,755     | \$7,015        |         |



Perrin & Rowe Basin Set AU3830, Oval Basin N2855 with Waste N6800 in chrome finish.



| STYLE   | CODE  | PRODUCT DESCRIPTION  | RRP PRICING (INCL. GST) |
|---|-------|--|-------------------------|
| WHITE PORCELAIN   |       |  |                         |
| <b>VANITY BOWLS &amp; BASINS</b>  |       |  |                         |
|    | N2808 | Table mounted 360mm dia. 130mm high, shallow Princess Bowl with no overflow              | \$955                   |
|    | N2510 | Table mounted 380mm dia. 190mm high round vanity bowl without overflow                   | \$995                   |
|   | N2512 | Table mounted 380mm dia. 190mm high round vanity bowl with overflow                      | \$995                   |
|   | N2516 | Top mounted 420mm dia. round vanity bowl without overflow                                | \$995                   |
|   | N2515 | Top mounted 420mm dia. round vanity bowl with overflow                                   | \$995                   |
|  | N2513 | Under mounted 360mm dia. round vanity bowl without overflow                              | \$995                   |
|   | N2514 | Under mounted 360mm dia. round vanity bowl with overflow                                 | \$995                   |
|  | N2800 | Rectangular top mounted basin 580 x 370mm with overflow (no tap hole on back ledge)      | \$1,095                 |
|  | N2802 | Rectangular top mounted basin 580 x 370mm with overflow (central tap hole on back ledge) | \$1,095                 |
|  | N2801 | Rectangular top mounted basin 700 x 380mm with overflow (no tap hole)                    | \$1,120                 |
|  | N2855 | Oval under mounted vanity basin 480 x 400mm with overflow                                | \$995                   |
|  | N2830 | Art Deco undermounted basin  | \$1,155                 |



Perrin & Rowe Traditional Back to Wall Toilet N2897. Credit: Hancock Architects and Denai Kulcsar Interiors

| STYLE   | CODE   | PRODUCT DESCRIPTION  | RRP PRICING (INCL. GST) |         |         |         |                |                               |         |
|---|--------|--|-------------------------|---------|---------|---------|----------------|-------------------------------|---------|
|   |        |  | PORCELAIN               |         |         |         |                |                               |         |
| TOILETS   |        |  |                         |         |         |         |                |                               |         |
|    | N2879  | Traditional back-to-wall toilet (seat sold separately)***  | \$1,370                 |         |         |         |                |                               |         |
|   |        |  |                         |         |         |         |                |                               |         |
|    | N2554  | Traditional wall hung pan (seat sold separately)***  | \$1,370                 |         |         |         |                |                               |         |
|   |        |  |                         |         |         |         |                |                               |         |
|   | N2907  | Edwardian close coupled WC pan and cistern with exposed rear or P outlet (seat sold separately)**      | \$2,450                 |         |         |         |                |                               |         |
|   |        |  |                         |         |         |         |                |                               |         |
|  | N2907B | Edwardian close coupled WC pan and cistern with concealed bottom or S outlet (seat sold separately)* * | \$2,450                 |         |         |         |                |                               |         |
|   |        |  |                         |         |         |         |                |                               |         |
|  | N2937  | Art Deco close coupled WC pan and cistern with exposed rear or P outlet (seat sold separately)**       | \$2,450                 |         |         |         |                |                               |         |
|   |        |  |                         |         |         |         |                |                               |         |
|  | N2937B | Art Deco close coupled WC pan and cistern with concealed bottom or S outlet (seat sold separately)**   | \$2,450                 |         |         |         |                |                               |         |
|   |        |  |                         |         |         |         |                |                               |         |
|   |        |  | PORCELAIN               | CHROME  | NICKEL  | PEWTER  | ENGLISH BRONZE | SATIN BRASS or POLISHED BRASS | GOLD    |
|   |        |  |                         | CP      | NI      | PF      | EB             | SB / BR                       | IG      |
|  | N2867  | Victorian WC pan with wall mounted cistern and rear or P outlet (seat sold separately)**               | \$2,450                 |         |         |         |                |                               |         |
|   | N6861  | Cistern to pan connector pipe for Victorian WC   |                         | \$295   | \$325   | \$354   | \$369          | \$384                         | \$398   |
|   |        |  |                         |         |         |         |                |                               |         |
| Total (two items above):  |        |  |                         | \$2,745 | \$2,775 | \$2,804 | \$2,834        | \$2,834                       | \$2,848 |

\*Zero hole basins by special order only.  
\*\*WELS 3 Star 6/3L flush

| STYLE   | CODE   | PRODUCT DESCRIPTION  | RRP PRICING IN EACH FINISH (INCL. GST) |         |         |         |         |                               |      |
|---|--|--|--|---------|---------|---------|---------|-------------------------------|------|
|   |  |  | PORCELAIN                              | CHROME  | NICKEL  | PEWTER  | BRONZE  | SATIN BRASS or POLISHED BRASS | GOLD |
|   |  |  | CP                                     | NI      | PF      | BZ      | SB / BR | IG                            |      |
| <b>ART DECO SUITE</b>   |  |  |  |         |         |         |         |                               |      |
|    | N2930/1/2/3  | Art Deco 630mm handbasin (zero, one, two or three tap holes)*  | \$1,440                                |         |         |         |         |                               |      |
|   | N2934  | Art Deco pedestal for N2931/2/3 and N2950/1/2  | \$830                                  |         |         |         |         |                               |      |
|   | <b>Total (two items above):</b>  |  | <b>\$2,270</b>                         |         |         |         |         |                               |      |
|    | N2950/1/2  | Art Deco 525mm powder room handbasin (zero, one or two holes)  | \$845                                  |         |         |         |         |                               |      |
|   | N2934  | Art Deco pedestal for N2931/2/3 and N2950/1/2  | \$830                                  |         |         |         |         |                               |      |
|   | <b>Total (two items above):</b>  |  | <b>\$1,675</b>                         |         |         |         |         |                               |      |
|  | HHCS-ART-630SF-CS  | Basin Stand to suit Art Deco 630mm handbasin   | \$3,550                                | \$3,905 | \$4,260 | \$4,440 | \$3,550 | \$4,795                       |      |
|   | For more information on Hawthorn Hill Basin Stands visit: <a href="http://www.inres.co.nz/bathroom/basin-stands">www.inres.co.nz/bathroom/basin-stands</a> |  |  |         |         |         |         |                               |      |
|  | HHCS-ART-525SF-CS  | Basin Stand to suit Art Deco 525mm powder room handbasin   | \$3,450                                | \$3,795 | \$4,140 | \$3,450 | \$3,450 | \$4,660                       |      |
|   | For more information on Hawthorn Hill Basin Stands visit: <a href="http://www.inres.co.nz/bathroom/basin-stands">www.inres.co.nz/bathroom/basin-stands</a> |  |  |         |         |         |         |                               |      |
|  | N2937  | Art Deco close coupled WC pan and cistern with exposed rear or P outlet (seat sold separately)**     | \$2,450                                |         |         |         |         |                               |      |
|  | N2937B   | Art Deco close coupled WC pan and cistern with concealed bottom or S outlet (seat sold separately)** | \$2,450                                |         |         |         |         |                               |      |
|  | N2830  | Art Deco undermounted basin  | \$1,155                                |         |         |         |         |                               |      |

\*Zero hole basins by special order only.









\*\*WELS 3 Star 6/3L flush



Perrin & Rowe Art Deco Basin N2933 on N2934 with Basin Taps N3141. Towel Ring N6135 in chrome finish.  
Inset: Perrin & Rowe Art Deco Toilet N2937B and Toilet Brush N6937 in chrome finish.



# Edwardian Suite







| STYLE   | CODE           | PRODUCT DESCRIPTION  | RRP PRICING IN EACH FINISH (INCL. GST) |         |         |         |             |                |      |
|---|----------------|--|--|---------|---------|---------|-------------|----------------|------|
|   |                |  | PORCELAIN                              | CHROME  | NICKEL  | PEWTER  | SATIN BRASS | POLISHED BRASS | GOLD |
|   |                |  | CP                                     | NI      | PF      | SB      | BR          | IG             |      |
| <b>EDWARDIAN SUITE</b>  |                |  |  |         |         |         |             |                |      |
|    | N2900/1/2/3    | Edwardian 630mm handbasin (zero, one, two or three tap holes)*   | \$1,440                                |         |         |         |             |                |      |
|    | N2920/1/2/3    | Edwardian 520mm handbasin (zero, one, two or three tap holes)*   | \$1,180                                |         |         |         |             |                |      |
|    | N2910/1/2      | Traditional 410mm powder room handbasin (zero, one or two tap holes)                                   | \$845                                  |         |         |         |             |                |      |
|   | N2904          | Edwardian pedestal suits N2900/1/2/3, N2920/1/2/3 and N2910/1/2  | \$825                                  |         |         |         |             |                |      |
|    | HHRC-ED-630-RP | Edwardian Hawthorn Hill curved front basin stand for N2900/1/2/3                                       | \$2,450                                | \$2,695 | \$2,940 | \$2,450 | \$2,450     | \$3,310        |      |
|   | HHRC-ED-520-RP | Edwardian Hawthorn Hill curved front basin stand N2920/1/2/3   | \$2,350                                | \$2,585 | \$2,820 | \$2,350 | \$2,350     | \$3,175        |      |
|   | HHRC-ED-410-RP | Traditional Hawthorn Hill curved front basin stand for N2910/1/2                                       | \$2,250                                | \$2,475 | \$2,700 | \$2,250 | \$2,250     | \$3,040        |      |
| For more information on Hawthorn Hill Basin Stands visit:<br><a href="http://www.inres.co.nz/bathroom/basin-stands">www.inres.co.nz/bathroom/basin-stands</a> |                |  |  |         |         |         |             |                |      |
|    | N2907          | Edwardian close coupled WC pan and cistern with exposed rear or P outlet (seat sold separately)**      | \$2,450                                |         |         |         |             |                |      |
|    | N2907B         | Edwardian close coupled WC pan and cistern with concealed bottom or S outlet (seat sold separately)* * | \$2,450                                |         |         |         |             |                |      |
|    | N2961/3        | Edwardian bidet one hole or three hole   | \$1,490                                |         |         |         |             |                |      |

\*Zero hole basins by special order only.  
\*\*WELS 3 Star 6/3L flush



Perrin & Rowe Edwardian Basin N2903 on stand HHTC-ED-630-TT with Basin Taps N3720, Tumbler Holders N6925, Towel Rack N6961, Edwardian Toilet N2907B, Paper Holder N6960 in nickel finish.

# Victorian Suite

| STYLE   | CODE   | PRODUCT DESCRIPTION  | RRP PRICING IN EACH FINISH (INCL. GST) |                |                |                |                |                |      |
|---|--|--|--|----------------|----------------|----------------|----------------|----------------|------|
|   |  |  | PORCELAIN                              | CHROME         | NICKEL         | PEWTER         | SATIN BRASS    | POLISHED BRASS | GOLD |
|   |  |  | CP                                     | NI             | PF             | SB             | BR             | IG             |      |
| <b>VICTORIAN SUITE</b>  |  |  |  |                |                |                |                |                |      |
|    | N2860/1/2/3  | Victorian 630mm handbasin (zero, one, two or three tap holes)*                           | \$1,535                                |                |                |                |                |                |      |
|   | N2864  | Victorian pedestal for N2861/2/3   | \$945                                  |                |                |                |                |                |      |
|   | <b>Total (two items above):</b>  |  | <b>\$2,480</b>                         |                |                |                |                |                |      |
|    | HHTS-VIC-630SF-TT  | Basin Stand to suit Victorian 630mm handbasin  | \$3,650                                | \$4,015        | \$4,380        | \$3,650        | \$3,650        | \$4,930        |      |
|   | For more information on Hawthorn Hill Basin Stands visit: <a href="http://www.inres.co.nz/bathroom/basin-stands">www.inres.co.nz/bathroom/basin-stands</a> |  |  |                |                |                |                |                |      |
|   | HHT-CORNER-TT  | Basin Stand to suit Corner basin   | \$2,350                                | \$2,585        | \$2,820        | \$2,350        | \$2,350        | \$3,175        |      |
|   | For more information on Hawthorn Hill Basin Stands visit: <a href="http://www.inres.co.nz/bathroom/basin-stands">www.inres.co.nz/bathroom/basin-stands</a> |  |  |                |                |                |                |                |      |
|  | N2520/1/2  | Victorian 520mm handbasin (zero, one or two tap holes)                                   | \$1,180                                |                |                |                |                |                |      |
|  | N6865  | Pair ornate wall brackets for cisterns and smaller basins                                | \$275                                  | \$305          | \$330          | \$360          | \$360          | \$375          |      |
|   | N6520  | Pair ornate wall brackets for very small basins (N2520/1/2)                              | \$415                                  | \$460          | \$500          | \$540          | \$540          | \$565          |      |
|  | N2867  | Victorian WC pan with wall mounted cistern and rear or P outlet (seat sold separately)** | \$2,450                                |                |                |                |                |                |      |
|   | N6861  | Cistern to pan connector pipe for Victorian WC   | \$295                                  | \$325          | \$354          | \$384          | \$384          | \$398          |      |
|   | <b>Total (two items above):</b>  |  | <b>\$2,745</b>                         | <b>\$2,775</b> | <b>\$2,804</b> | <b>\$2,834</b> | <b>\$2,834</b> | <b>\$2,848</b> |      |
|  | N2879  | Traditional back-to-wall toilet (seat sold separately)***                                | \$1,370                                |                |                |                |                |                |      |
|  | N2891/3  | Victorian bidet one hole or three hole   | \$1,490                                |                |                |                |                |                |      |

\*Zero hole basins by special order only. \*\*WELS 3 Star 6/3L flush  
\*\*\* Cisterns sourced separately. WELS 3 Stars when connected to Geberit In-wall cistern with 6/3L flush.



Perrin & Rowe Paper Holder N6960, Spare Paper Holder N6947 and Victorian Toilet N2867 with N6861 in pewter finish.

# Timber Toilet Seats



| IMAGE                  | CODE | PRODUCT DESCRIPTION | WHITE | BLACK OAK | NATURAL OAK, DARK OAK | MAHOGANY | WALNUT |
|------------------------|------|---------------------|-------|-----------|-----------------------|----------|--------|
| <b>SEAT COLLECTION</b> |      |                     |       |           |                       |          |        |



## ART DECO TOILET SEAT

|         |                                     |  | WHITE   | BLACK OAK | NATURAL OAK, DARK OAK | MAHOGANY | WALNUT  |
|---------|-------------------------------------|--|---------|-----------|-----------------------|----------|---------|
| N8100CP | For N2937 with Chrome hinge         |  | \$1,075 | \$1,275   | \$1,275               | \$1,325  | \$1,375 |
| N8100NI | For N2937 with Nickel hinge         |  | \$1,075 | \$1,275   | \$1,275               | \$1,325  | \$1,375 |
| N8100PF | For N2937 with Pewter hinge         |  | \$1,075 | \$1,275   | \$1,275               | \$1,325  | \$1,375 |
| N8100SB | For N2937 with Satin Brass hinge    |  | \$1,075 | \$1,275   | \$1,275               | \$1,325  | \$1,375 |
| N8100BR | For N2937 with Polished Brass hinge |  | \$1,075 | \$1,275   | \$1,275               | \$1,325  | \$1,375 |

## EDWARDIAN TOILET SEAT

|         |                                     |  | WHITE   | BLACK OAK | NATURAL OAK, DARK OAK | MAHOGANY | WALNUT  |
|---------|-------------------------------------|--|---------|-----------|-----------------------|----------|---------|
| N8200CP | For N2907 with Chrome hinge         |  | \$1,075 | \$1,275   | \$1,275               | \$1,325  | \$1,375 |
| N8200NI | For N2907 with Nickel hinge         |  | \$1,075 | \$1,275   | \$1,275               | \$1,325  | \$1,375 |
| N8200PF | For N2907 with Pewter hinge         |  | \$1,075 | \$1,275   | \$1,275               | \$1,325  | \$1,375 |
| N8200SB | For N2907 with Satin Brass hinge    |  | \$1,075 | \$1,275   | \$1,275               | \$1,325  | \$1,375 |
| N8200BR | For N2907 with Polished Brass hinge |  | \$1,075 | \$1,275   | \$1,275               | \$1,325  | \$1,375 |

## VICTORIAN TOILET SEAT

|         |                                     |  | WHITE   | BLACK OAK | NATURAL OAK, DARK OAK | MAHOGANY | WALNUT |
|---------|-------------------------------------|--|---------|-----------|-----------------------|----------|--------|
| N8300CP | For N2867 with Chrome hinge         |  | \$1,075 | \$1,275   | N/A                   | N/A      | N/A    |
| N8300NI | For N2867 with Nickel hinge         |  | \$1,075 | \$1,275   | N/A                   | N/A      | N/A    |
| N8300PF | For N2867 with Pewter hinge         |  | \$1,075 | \$1,275   | N/A                   | N/A      | N/A    |
| N8300SB | For N2867 with Satin Brass hinge    |  | \$1,075 | \$1,275   | N/A                   | N/A      | N/A    |
| N8300BR | For N2867 with Polished Brass hinge |  | \$1,075 | \$1,275   | N/A                   | N/A      | N/A    |

## TRADITIONAL WALL HUNG PAN TOILET SEAT

|         |                                     |  | WHITE   | BLACK OAK | NATURAL OAK, DARK OAK | MAHOGANY | WALNUT |
|---------|-------------------------------------|--|---------|-----------|-----------------------|----------|--------|
| N8400CP | For N2554 with Chrome hinge         |  | \$1,075 | \$1,275   | N/A                   | N/A      | N/A    |
| N8400NI | For N2554 with Nickel hinge         |  | \$1,075 | \$1,275   | N/A                   | N/A      | N/A    |
| N8400PF | For N2554 with Pewter hinge         |  | \$1,075 | \$1,275   | N/A                   | N/A      | N/A    |
| N8400SB | For N2554 with Satin Brass hinge    |  | \$1,075 | \$1,275   | N/A                   | N/A      | N/A    |
| N8400BR | For N2554 with Polished Brass hinge |  | \$1,075 | \$1,275   | N/A                   | N/A      | N/A    |

## TRADITIONAL BACK-TO-WALL TOILET SEAT

|         |                                     |  | WHITE   | BLACK OAK | NATURAL OAK, DARK OAK | MAHOGANY | WALNUT |
|---------|-------------------------------------|--|---------|-----------|-----------------------|----------|--------|
| N8700CP | For N2879 with Chrome hinge         |  | \$1,075 | \$1,275   | N/A                   | N/A      | N/A    |
| N8700NI | For N2879 with Nickel hinge         |  | \$1,075 | \$1,275   | N/A                   | N/A      | N/A    |
| N8700PF | For N2879 with Pewter hinge         |  | \$1,075 | \$1,275   | N/A                   | N/A      | N/A    |
| N8700SB | For N2879 with Satin Brass hinge    |  | \$1,075 | \$1,275   | N/A                   | N/A      | N/A    |
| N8700BR | For N2879 with Polished Brass hinge |  | \$1,075 | \$1,275   | N/A                   | N/A      | N/A    |

### PLEASE SPECIFY TIMBER/COLOUR

(included in price)

|             |       |
|-------------|-------|
| Natural Oak | NTOK  |
| Dark Oak    | DKOK  |
| Mahogany    | RDMH  |
| Walnut      | WALN  |
| White       | WHITE |
| Black Oak   | BLOK  |
| RAL Colour  | RAL   |

| IMAGE                                | CODE | PRODUCT DESCRIPTION | RRP PRICING IN EACH FINISH (INCL. GST) |
|--------------------------------------|------|---------------------|--|
| <b>OTHER COMPATIBLE TOILET SEATS</b> |      |                     |  |



|            |   |       |
|------------|---|-------|
| N8800WHITE | White Duroplast toilet seat with soft-close hinges.<br>The seat unclips from the mounts for cleaning. | \$180 |
|------------|---|-------|





|            |   |       |
|------------|---|-------|
| N8800BLACK | Black Duroplast toilet seat with soft-close hinges.<br>The seat unclips from the mounts for cleaning. | \$180 |
|------------|---|-------|




## CONTEMPORARY BIDET MIXERS

Bidet mixers are supplied with pop-up wastes

|   |       |   | CHROME  | NICKEL  | PEWTER  | SATIN BRASS | POLISHED BRASS | GOLD    |
|---|-------|---|---------|---------|---------|-------------|----------------|---------|
|   |       |   | CP      | NI      | PF      | SB          | BR             | IG      |
|  | N3876 | Monobloc bidet mixer with crossheads & pop-up waste | \$1,030 | \$1,135 | \$1,240 | \$1,340     | \$1,340        | \$1,395 |
|  | N3885 | Monobloc bidet mixer with levers & pop-up waste     | \$1,030 | \$1,135 | \$1,240 | \$1,340     | \$1,340        | \$1,395 |

## CLASSICAL BIDET MIXERS Bidet mixers are supplied with pop-up wastes

|   |         |  |         |         |         |         |         |         |
|---|---------|--|---------|---------|---------|---------|---------|---------|
|    | N3676   | Monobloc bidet mixer with crossheads & pop-up waste                  | \$1,030 | \$1,135 | \$1,240 | \$1,340 | \$1,340 | \$1,395 |
|   | N3685   | Monobloc bidet mixer with levers & pop-up waste                      | \$1,030 | \$1,135 | \$1,240 | \$1,340 | \$1,340 | \$1,395 |
|  | N3765 < | Three hole bidet mixer with country spout, levers & pop-up waste     | \$1,220 | \$1,345 | \$1,465 | \$1,590 | \$1,590 | \$1,650 |
|   | N3766   | Three hole bidet mixer with country spout, crossheads & pop-up waste | \$1,220 | \$1,345 | \$1,465 | \$1,590 | \$1,590 | \$1,650 |

# CONTEMPORARY ACCESSORIES












**PERRIN & ROWE®**  
MAY FAIR LONDON

## CONTEMPORARY

| STYLE   | CODE  | PRODUCT DESCRIPTION                        | RRP PRICING IN EACH FINISH (INCL. GST) |        |        |             |                |       |
|---|-------|--|--|--------|--------|-------------|----------------|-------|
|   |       |  | CHROME                                 | NICKEL | PEWTER | SATIN BRASS | POLISHED BRASS | GOLD  |
|   |       |  | CP                                     | NI     | PF     | SB          | BR             | IG    |
| <b>ACCESSORIES</b>  |       |  |  |        |        |             |                |       |
|    | N6421 | Single hook                                | \$155                                  | \$175  | \$190  | \$205       | \$205          | \$210 |
|    | N6422 | Double hook                                | \$170                                  | \$190  | \$205  | \$225       | \$225          | \$230 |
|   | N6434 | Towel ring                                 | \$165                                  | \$185  | \$200  | \$215       | \$215          | \$225 |
|  | N6461 | Single towel rail 610mm (can be shortened) | \$380                                  | \$420  | \$460  | \$495       | \$495          | \$515 |
|  | N6416 | Single level corner basket                 | \$400                                  | \$440  | \$480  | \$520       | \$520          | \$540 |
|  | N6452 | 260mm Bottle basket                        | \$440                                  | \$485  | \$530  | \$575       | \$575          | \$595 |
|  | N6447 | Simple or spare paper holder               | \$275                                  | \$305  | \$330  | \$360       | \$360          | \$375 |
|  | N6448 | Paper holder with hinged bar               | \$425                                  | \$470  | \$510  | \$555       | \$555          | \$575 |
|  | N6438 | Wall mounted toilet brush                  | \$620                                  | \$685  | \$745  | \$810       | \$810          | \$840 |

\*In case of accidental breakages, Perrin & Rowe replacement parts are available. See page 98.



| STYLE   | CODE    | PRODUCT DESCRIPTION                                  | RRP PRICING IN EACH FINISH<br>(INCL. GST) |         |         |                |                   |         |
|---|---------|--|---|---------|---------|----------------|-------------------|---------|
|   |         |  | CHROME                                    | NICKEL  | PEWTER  | SATIN<br>BRASS | POLISHED<br>BRASS | GOLD    |
|   |         |  | CP  | NI      | PF      | SB             | BR                | IG      |
| ROBE HOOKS  |         |  |   |         |         |                |                   |         |
|    | N6921   | Single hook  | \$155                                     | \$175   | \$190   | \$205          | \$205             | \$210   |
|   | N6922   | Double hook  | \$170                                     | \$190   | \$205   | \$225          | \$225             | \$230   |
|   | N6923   | Treble hook  | \$190                                     | \$210   | \$230   | \$250          | \$250             | \$260   |
| TUMBLER HOLDERS   |         |  |   |         |         |                |                   |         |
|    | N6925   | Single tumbler holder*                               | \$270                                     | \$300   | \$325   | \$355          | \$355             | \$365   |
|   | N6926   | Double tumbler holder*                               | \$430                                     | \$475   | \$520   | \$560          | \$560             | \$585   |
| SOAP TRAYS & SOAP BASKETS   |         |  |   |         |         |                |                   |         |
|    | N6928   | Soap tray with porcelain holder*                     | \$335                                     | \$370   | \$405   | \$440          | \$440             | \$455   |
|   |         |  |   |         |         |                |                   |         |
|   | N6972   | Freestanding soap basket with<br>porcelain tray*     | \$320                                     | \$355   | \$385   | \$420          | \$420             | \$435   |
|   |         |  |   |         |         |                |                   |         |
|  | < N6967 | Wall mounted soap basket                             | \$400                                     | \$440   | \$480   | \$520          | \$520             | \$540   |
|   | N6968   | Sliding rail soap basket                             | \$320                                     | \$355   | \$385   | \$420          | \$420             | \$435   |
| BATH RACKS  |         |  |   |         |         |                |                   |         |
|  | < N6910 | Bathrack 712 - 810mm long<br>(extends) MOST POPULAR! | \$840                                     | \$925   | \$1,010 | \$1,095        | \$1,095           | \$1,135 |
|   | N6909   | Bathrack 1067-1156mm long<br>(extends)               | \$1,250                                   | \$1,375 | \$1,500 | \$1,625        | \$1,625           | \$1,690 |
| TOWEL RACK  |         |  |   |         |         |                |                   |         |
|  | N6961   | Towel rack with rail                                 | \$855                                     | \$945   | \$1,030 | \$1,115        | \$1,115           | \$1,155 |
| CORNER BASKETS  |         |  |   |         |         |                |                   |         |
|  | N6916   | Single level corner basket                           | \$400                                     | \$440   | \$480   | \$520          | \$520             | \$540   |
|  | N6959   | Two tier corner basket                               | \$840                                     | \$925   | \$1,010 | \$1,095        | \$1,095           | \$1,135 |
|   |         |  |   |         |         |                |                   |         |

\*In case of an accident, Perrin & Rowe replacement parts are available. See page 98.











Perrin & Rowe Freestanding Mirror N6931 and Shower Sets 12B in satin brass finish.














Perrin & Rowe Paper Holder N6960 and Double Robe Hooks N6922 in chrome finish.





| STYLE  | CODE  | PRODUCT DESCRIPTION  | RRP PRICING IN EACH FINISH<br>(INCL. GST) |         |         |                |                   |         |
|--|-------|--|---|---------|---------|----------------|-------------------|---------|
|  |       |  | CHROME                                    | NICKEL  | PEWTER  | SATIN<br>BRASS | POLISHED<br>BRASS | GOLD    |
|  |       |  | CP  | NI      | PF      | SB             | BR                | IG      |
| TOWEL RING   |       |  |   |         |         |                |                   |         |
|   | N6935 | Towel ring   | \$165                                     | \$185   | \$200   | \$215          | \$215             | \$225   |
| BOTTLE & SPONGE BASKETS  |       |  |   |         |         |                |                   |         |
|   | N6956 | 260mm sponge basket 50mm deep<br>Internal width 117mm              | \$440                                     | \$485   | \$530   | \$575          | \$575             | \$595   |
|   | N6952 | 260mm bottle basket 75mm deep<br>Internal width 72mm               | \$440                                     | \$485   | \$530   | \$575          | \$575             | \$595   |
|   | N6955 | 510mm sponge basket 50mm deep<br>Internal width 117mm              | \$570                                     | \$630   | \$685   | \$745          | \$745             | \$770   |
|   | N6951 | 510mm bottle basket 75mm deep<br>Internal width 72mm               | \$570                                     | \$630   | \$685   | \$745          | \$745             | \$770   |
|   | N6962 | 510mm bottle basket 75mm deep<br>& soap tray. Internal width 92mm. | \$605                                     | \$670   | \$730   | \$790          | \$790             | \$820   |
| SHAVING / VANITY MIRRORS   |       |  |   |         |         |                |                   |         |
|   | N6931 | Freestanding shaving or vanity<br>mirror - 1.5x magnification*     | \$935                                     | \$1,030 | \$1,125 | \$1,220        | \$1,220           | \$1,265 |
|   | N6918 | Wall mounted shaving or vanity<br>mirror - 1.5x magnification*     | \$935                                     | \$1,030 | \$1,125 | \$1,220        | \$1,220           | \$1,265 |
| <p><b>We have discontinued the Perrin &amp; Rowe Frameless Wall Mounted Mirrors. In Residence has changed supplier. Hawthorn Hill now offer a stunning range of framed wall and vanity mirrors. Please see website for details.</b></p> <p><b><a href="http://www.inres.co.nz/bathroom/accessories/">www.inres.co.nz/bathroom/accessories/</a></b></p> |       |  |   |         |         |                |                   |         |

\*In case of accidental breakages, Perrin & Rowe replacement parts are available. See page 98.

| STYLE   | CODE     | PRODUCT DESCRIPTION  | RRP PRICING IN EACH FINISH<br>(INCL. GST) |        |        |                |                   |         |
|---|----------|--|---|--------|--------|----------------|-------------------|---------|
|   |          |  | CHROME                                    | NICKEL | PEWTER | SATIN<br>BRASS | POLISHED<br>BRASS | GOLD    |
|   |          |  | CP  | NI     | PF     | SB             | BR                | IG      |
| TOWEL RAILS & GRAB RAILS (for electric and hydronic towel warmers, see the Hawthorn Hill range) |          |  |   |        |        |                |                   |         |
|                | N6942    | Single towel rail 850mm (can be shortened)                                     | \$315                                     | \$350  | \$380  | \$410          | \$410             | \$430   |
|                | N6945    | Double towel rail 850mm (can be shortened)                                     | \$515                                     | \$570  | \$620  | \$670          | \$670             | \$700   |
| GLASS SHELVES   |          |  |   |        |        |                |                   |         |
|                | N6953    | 510mm glass shelf*   | \$565                                     | \$625  | \$680  | \$735          | \$735             | \$765   |
|                | N6954    | 260mm glass shelf*   | \$505                                     | \$560  | \$610  | \$660          | \$660             | \$685   |
|                | N6975    | 510mm glass shelf with rail*   | \$675                                     | \$745  | \$810  | \$880          | \$880             | \$915   |
| TOILET PAPER HOLDERS  |          |  |   |        |        |                |                   |         |
|              | N6947    | Simple or spare paper holder (can be installed facing upwards or to one side.) | \$275                                     | \$305  | \$330  | \$360          | \$360             | \$375   |
|              | N6947-H2 | Double height spare paper holder   | \$320                                     | \$355  | \$385  | \$420          | \$420             | \$435   |
|              | N6960    | Paper holder with hinged bar   | \$365                                     | \$405  | \$440  | \$475          | \$475             | \$495   |
|              | N6939    | Double paper holder  | \$400                                     | \$440  | \$480  | \$520          | \$520             | \$540   |
| TOILET BRUSHES  |          |  |   |        |        |                |                   |         |
|              | N6937    | Freestanding toilet brush*   | \$775                                     | \$855  | \$930  | \$1,010        | \$1,010           | \$1,050 |
|              | N6938    | Wall mounted toilet brush*   | \$620                                     | \$685  | \$745  | \$810          | \$810             | \$840   |

\*In case of accidental breakages, Perrin & Rowe replacement parts are available. See page 98.

# Classical Accessories







**REPLACEMENT PARTS** \*In case of accidental breakages, the following Perrin & Rowe replacement parts are available:

|          |                                     |       |
|----------|-------------------------------------|-------|
| 9.260928 | Oval bone china soap dish           | \$45  |
| 9.30925  | Bone china tumbler                  | \$45  |
| 9.30928  | Oval bone china soap dish & tray    | \$95  |
| 9.26961  | Rectangular bone china soap tray    | \$45  |
| 9.26956  | Glass shelf 250 x 115               | \$45  |
| 9.26957  | Glass shelf 500 x 115               | \$85  |
| 9.30439  | Bone china toilet brush holder      | \$160 |
| 9.26437  | Black replacement toilet brush head | \$45  |
| 9.26918  | Flat vanity mirror                  | \$50  |
| 9.26919  | Concave vanity mirror               | \$90  |

## DECO ACCESSORIES



| STYLE   | CODE  | PRODUCT DESCRIPTION | RRP PRICING IN EACH FINISH<br>(INCL. GST) |        |        |                |                   |       |
|---|-------|---------------------|---|--------|--------|----------------|-------------------|-------|
|   |       |                     | CHROME                                    | NICKEL | PEWTER | SATIN<br>BRASS | POLISHED<br>BRASS | GOLD  |
|   |       |                     | CP  | NI     | PF     | SB             | BR                | IG    |
| DECO ACCESSORIES  |       |                     |   |        |        |                |                   |       |
|  | N6122 | Robe hook           | \$220                                     | \$245  | \$265  | \$290          | \$290             | \$300 |
|   |       |                     |   |        |        |                |                   |       |
|  | N6135 | Towel ring          | \$295                                     | \$325  | \$355  | \$385          | \$385             | \$400 |
|   |       |                     |   |        |        |                |                   |       |
|  | N6140 | 450mm towel rail    | \$595                                     | \$655  | \$715  | \$775          | \$775             | \$805 |
|   | N6141 | 610mm towel rail    | \$620                                     | \$685  | \$745  | \$810          | \$810             | \$840 |
|   | N6142 | 760mm towel rail    | \$655                                     | \$725  | \$790  | \$855          | \$855             | \$885 |
|  | N6148 | Toilet roll holder  | \$370                                     | \$410  | \$445  | \$485          | \$485             | \$500 |
|   |       |                     |   |        |        |                |                   |       |



Perrin & Rowe Towel Ring N6135 in chrome finish.

# CONTEMPORARY SOAP DISPENSERS



**PERRIN & ROWE®**  
MAYFAIR LONDON

## CONTEMPORARY

| STYLE | CODE | PRODUCT DESCRIPTION | RRP PRICING IN EACH FINISH (INCL. GST) |        |        |             |                |      |
|-------|------|---------------------|--|--------|--------|-------------|----------------|------|
|       |      |                     | CHROME                                 | NICKEL | PEWTER | SATIN BRASS | POLISHED BRASS | GOLD |
|       |      |                     | CP                                     | NI     | PF     | SB          | BR             | IG   |

### CONTEMPORARY BENCH MOUNTED



|       |   |       |       |       |       |       |       |
|-------|---|-------|-------|-------|-------|-------|-------|
| N6495 | Contemporary bench mounted soap dispenser | \$310 | \$345 | \$375 | \$405 | \$405 | \$420 |
|-------|---|-------|-------|-------|-------|-------|-------|



|       |  |       |       |       |       |       |       |
|-------|--|-------|-------|-------|-------|-------|-------|
| N6395 | ORBIQ- Contemporary bench mounted soap dispenser | \$310 | \$345 | \$375 | \$405 | \$405 | \$420 |
|-------|--|-------|-------|-------|-------|-------|-------|

### CONTEMPORARY FREESTANDING



|       |  |       |       |       |       |       |       |
|-------|--|-------|-------|-------|-------|-------|-------|
| N6433 | Contemporary freestanding soap dispenser | \$495 | \$545 | \$595 | \$645 | \$645 | \$670 |
|-------|--|-------|-------|-------|-------|-------|-------|

### CONTEMPORARY WALL MOUNTED



|       |  |       |       |       |       |       |       |
|-------|--|-------|-------|-------|-------|-------|-------|
| N6473 | Contemporary wall mounted soap dispenser | \$495 | \$545 | \$595 | \$645 | \$645 | \$670 |
|-------|--|-------|-------|-------|-------|-------|-------|

## DECO SOAP DISPENSER

|  |  |  | CHROME | NICKEL | PEWTER | SATIN BRASS | POLISHED BRASS | GOLD |
|--|--|--|--------|--------|--------|-------------|----------------|------|
|  |  |  | CP     | NI     | PF     | SB          | BR             | IG   |

### DECO SOAP DISPENSER



|       |                                   |       |       |       |       |       |       |
|-------|-----------------------------------|-------|-------|-------|-------|-------|-------|
| N6195 | Deco bench mounted soap dispenser | \$395 | \$435 | \$475 | \$515 | \$515 | \$535 |
|-------|-----------------------------------|-------|-------|-------|-------|-------|-------|









# Classical & Country Soap Dispensers



**PERRIN & ROWE**  
MAYFAIR LONDON

RETAIL

| STYLE   | CODE  | PRODUCT DESCRIPTION                      | RRP PRICING IN EACH FINISH<br>(INCL. GST) |              |              |                      |                         |            |
|---|-------|--|---|--------------|--------------|----------------------|-------------------------|------------|
|   |       |  | CHROME<br>CP                              | NICKEL<br>NI | PEWTER<br>PF | SATIN<br>BRASS<br>SB | POLISHED<br>BRASS<br>BR | GOLD<br>IG |
| TRADITIONAL SOAP DISPENSERS   |       |  |   |              |              |                      |                         |            |
|    | N6995 | Traditional bench mounted soap dispenser | \$310                                     | \$345        | \$375        | \$405                | \$405                   | \$420      |
|    | N6933 | Traditional freestanding soap dispenser  | \$495                                     | \$545        | \$595        | \$645                | \$645                   | \$670      |
|  | N6973 | Traditional wall mounted soap dispenser  | \$495                                     | \$545        | \$595        | \$645                | \$645                   | \$670      |
| COUNTRY SOAP DISPENSERS   |       |  |   |              |              |                      |                         |            |
|  | N6695 | Country bench mounted soap dispenser     | \$310                                     | \$345        | \$375        | \$405                | \$405                   | \$420      |
|  | N6633 | Country freestanding soap dispenser      | \$495                                     | \$545        | \$595        | \$645                | \$645                   | \$670      |
|  | N6673 | Country wall mounted soap dispenser      | \$495                                     | \$545        | \$595        | \$645                | \$645                   | \$670      |




# Basin Wastes & Bottle Traps



| STYLE   | CODE  | PRODUCT DESCRIPTION  | RRP PRICING IN EACH FINISH<br>(INCL. GST) |        |        |                |                   |       |
|---|-------|--|---|--------|--------|----------------|-------------------|-------|
|   |       |  | CHROME                                    | NICKEL | PEWTER | SATIN<br>BRASS | POLISHED<br>BRASS | GOLD  |
|   |       |  | CP  | NI     | PF     | SB             | BR                | IG    |
| WASTES & BOTTLE TRAPS   |       |  |   |        |        |                |                   |       |
|    | N6701 | 32mm slotted basin waste with metal plug & chain (60mm flange, 85mm tail)          | \$120                                     | \$135  | \$145  | \$160          | \$160             | \$165 |
|    | N6704 | 32mm unslotted basin waste with metal plug & chain (60mm flange, 85mm tail)        | \$120                                     | \$135  | \$145  | \$160          | \$160             | \$165 |
|    | N6705 | 32mm slotted push button waste   | \$95                                      | \$135  | \$145  | \$160          | \$160             | \$165 |
|  | N6706 | 32mm unslotted push button waste   | \$95                                      | \$135  | \$145  | \$160          | \$160             | \$165 |
|  | N6800 | 32mm slotted push button waste with domed top                                      | \$120                                     | \$135  | \$145  | \$160          | \$160             | \$165 |
|  | N6806 | 32mm unslotted push button waste with domed top                                    | \$120                                     | \$135  | \$145  | \$160          | \$160             | \$165 |
|  | N6702 | 32mm slotted pop-up waste (uses in-built plug lifter) for Perrin & Rowe basin taps | \$155                                     | \$175  | \$190  | \$205          | \$205             | \$210 |
|  | N6303 | 32mm contemporary bottle trap with 35mm dia. outlet pipe & wall flange             | \$295                                     | \$325  | \$355  | \$385          | \$385             | \$400 |
|  | N6703 | 32mm traditional bottle trap with 35mm dia. outlet pipe & wall flange              | \$195                                     | \$215  | \$235  | \$255          | \$255             | \$265 |

Wastes and bottle traps are available for purchase with Perrin & Rowe products only.



| STYLE   | CODE  | PRODUCT DESCRIPTION  | RRP PRICING IN EACH FINISH (INCL. GST) |        |        |             |                |       |
|---|-------|--|--|--------|--------|-------------|----------------|-------|
|   |       |  | CHROME                                 | NICKEL | PEWTER | SATIN BRASS | POLISHED BRASS | GOLD  |
|   |       |  | CP                                     | NI     | PF     | SB          | BR             | IG    |
|    | N6714 | 40mm unslotted bath waste (73mm flange) with metal plug & chain              | \$145                                  | \$160  | \$175  | \$190       | \$190          | \$200 |
|   |       |  |  |        |        |             |                |       |
|   | N6712 | 40mm bath waste & overflow with exposed metal overflow tube, plug & chain    | \$495                                  | \$545  | \$595  | \$645       | \$645          | \$670 |
|   | <     |  |  |        |        |             |                |       |
|  | N6713 | 40mm combined bath waste & overflow with plastic overflow tube, plug & chain | \$210                                  | \$235  | \$255  | \$275       | \$275          | \$285 |
|   |       |  |  |        |        |             |                |       |

| STYLE   | CODE  | PRODUCT DESCRIPTION   | RRP PRICING IN EACH FINISH (INCL. GST) |        |        |                |                               |      |
|---|-------|---|--|--------|--------|----------------|-------------------------------|------|
|   |       |   | CHROME                                 | NICKEL | PEWTER | ENGLISH BRONZE | SATIN BRASS or POLISHED BRASS | GOLD |
|   |       |   | CP                                     | NI     | PF     | EB             | SB / BR                       | IG   |
| <b>CABINET KNOBS</b>  |       |   |  |        |        |                |                               |      |
|    | N6010 | Cabinet Knob Ø25mm x 27mm (WAS N7100)   | \$20                                   | \$25   | \$25   | \$30           | \$30                          | \$30 |
|   | N6011 | Cabinet Knob Ø31mm x 32mm (WAS N7110)   | \$25                                   | \$30   | \$30   | \$35           | \$35                          | \$35 |
|   |       |    |  |        |        |                |                               |      |
|    | N6081 | Domed knob 26mm Ø x 30mm  | \$35                                   | \$40   | \$45   | \$45           | \$45                          | \$50 |
|   | N6080 | Domed knob 32mm Ø x 35mm  | \$40                                   | \$45   | \$50   | \$50           | \$50                          | \$55 |
|   |       |    |  |        |        |                |                               |      |
|  | N6091 | Flat topped knob 26mm Ø x 23mm  | \$35                                   | \$40   | \$45   | \$45           | \$45                          | \$50 |
|   | N6090 | Flat topped knob 32mm Ø x 25mm  | \$40                                   | \$45   | \$50   | \$50           | \$50                          | \$55 |
|   |       |  |  |        |        |                |                               |      |
|  | N6061 | Smooth round knob 26mm Ø x 36mm   | \$25                                   | \$30   | \$30   | \$35           | \$35                          | \$35 |
|   | N6060 | Smooth round knob 32mm Ø x 45mm   | \$35                                   | \$40   | \$45   | \$50           | \$45                          | \$50 |
|   |       |  |  |        |        |                |                               |      |
|  | N6071 | Reeded round knob 26mm Ø x 36mm   | \$25                                   | \$30   | \$30   | \$35           | \$35                          | \$35 |
|   | N6070 | Reeded round knob 32mm Ø x 45mm   | \$35                                   | \$40   | \$45   | \$50           | \$50                          | \$50 |
|   |       |  |  |        |        |                |                               |      |
|  | N6055 | Cabinet pull handle 94 x 42mm<br>Screws at 76mm centres (WAS N7300)                 | \$50                                   | \$55   | \$65   | \$65           | \$65                          | \$70 |
|   |       |  |  |        |        |                |                               |      |





Perrin & Rowe Smooth Round Knob 32mm N6060 with Pull Handle N6055 in chrome finish.





Perrin & Rowe Phoenixian Kitchen Tap N4360 with black porcelain handles in pewter finish. Credit: Templer Interiors  
 Inset: Perrin & Rowe Phoenixian Kitchen Tap N4360 with black porcelain handles in gold finish. Credit: Provincial Kitchens













| STYLE   | CODE    | PRODUCT DESCRIPTION  | RRP PRICING IN EACH FINISH (INCL. GST) |        |        |                |                               |      |
|---|---------|--|--|--------|--------|----------------|-------------------------------|------|
|   |         |  | CHROME                                 | NICKEL | PEWTER | ENGLISH BRONZE | SATIN BRASS or POLISHED BRASS | GOLD |
|   |         |  | CP                                     | NI     | PF     | EB             | SB / BR                       | IG   |
| <b>IONIAN, PARTHIAN &amp; PHOENICIAN TAPS</b>                                       |         |  |  |        |        |                |                               |      |
|    | NPORBTS | Change an Ionian or Phoenician standard white porcelain handle to black porcelain handle (price per lever) | \$30                                   | \$30   | \$30   | \$30           | \$30                          | \$30 |
|    | NMETS   | Change an Ionian or Phoenician standard white porcelain handle to matching metal handle (price per lever)  | \$35                                   | \$40   | \$45   | \$50           | \$50                          | \$50 |
| <b>PROVENCE TAPS</b>  |         |  |  |        |        |                |                               |      |
|    | NPORPR  | Change a Provence standard metal handle to white porcelain handle (price per lever)                        | \$55                                   | \$65   | \$70   | \$75           | \$75                          | \$75 |
|   | NPORBPR | Change a Provence standard metal handle to black porcelain handle (price per lever)                        | \$55                                   | \$65   | \$70   | \$75           | \$75                          | \$75 |
| <b>PICARDIE TAPS</b>  |         |  |  |        |        |                |                               |      |
|  | NPORPC  | Change a Picardie standard metal handle to white porcelain handle (price per lever)                        | \$55                                   | \$65   | \$70   | \$75           | \$75                          | \$75 |
|  | NPORBPC | Change a Picardie standard metal handle to black porcelain handle (price per lever)                        | \$55                                   | \$65   | \$70   | \$75           | \$75                          | \$75 |
| <b>AQUITAINE TAPS</b>   |         |  |  |        |        |                |                               |      |
|  | NPORAQ  | Change an Aquitaine standard metal handle to white porcelain handle  | \$70                                   | \$80   | \$85   | \$95           | \$95                          | \$95 |
|  | NPORBAQ | Change an Aquitaine standard metal handle to black porcelain handle  | \$70                                   | \$80   | \$85   | \$95           | \$95                          | \$95 |

## Have a really thick benchtop?

|     |  |      |
|-----|--|------|
| EXT | Extension kit for fitting one hole taps into bench tops up to 110mm thick. | \$25 |
|-----|--|------|

# Custom Handles – Bathroom



| STYLE   | CODE    | PRODUCT DESCRIPTION  | RRP PRICING IN EACH FINISH (INCL. GST) |        |        |        |                |                               |       |
|---|---------|--|--|--------|--------|--------|----------------|-------------------------------|-------|
|   |         |  | BLACK PORCELAIN                        | CHROME | NICKEL | PEWTER | ENGLISH BRONZE | SATIN BRASS or POLISHED BRASS | GOLD  |
|   |         |  | CP                                     |        | NI     | PF     | EB             | SB / BR                       | IG    |
| <b>UPGRADE TO BLACK PORCELAIN HANDLES</b>   |         |  |  |        |        |        |                |                               |       |
|    | NPORBH  | Change to a Black porcelain handshower handle  | \$85                                   |        |        |        |                |                               |       |
|    | NPORBBS | Change to a Black porcelain short diverter lever for bath/shower mixer with levers   | \$75                                   |        |        |        |                |                               |       |
|    | NPORBBL | Change to a Black porcelain long diverter lever for bath/shower mixer with crossheads (crosshead indices remain white porcelain) | \$75                                   |        |        |        |                |                               |       |
|   | NPORBTS | Change to a black porcelain lever insert for basin, bidet & bath taps (per lever)  | \$30                                   |        |        |        |                |                               |       |
|  | NPORBM  | Change to a Black porcelain lever for sliding rail mount or vanity mirror  | \$35                                   |        |        |        |                |                               |       |
| <b>UPGRADE TO MATCHING METAL HANDLES</b>  |         |  |  |        |        |        |                |                               |       |
|  | NMETH   | Change to a Solid brass handshower handle  |  | \$105  | \$116  | \$126  | \$137          | \$137                         | \$142 |
|  | NMETBS  | Change to a Solid brass short diverter lever for bath/shower mixer with levers in matching finish                                |  | \$70   | \$80   | \$85   | \$95           | \$95                          | \$95  |
|  | NMETBL  | Change to a Solid brass long diverter lever for bath/shower mixer with crossheads in matching finish                             |  | \$95   | \$105  | \$115  | \$125          | \$125                         | \$130 |
|  | NMETS   | Change to a Solid brass lever insert for taps in matching finish (per lever)   |  | \$35   | \$40   | \$45   | \$50           | \$50                          | \$50  |
|  | NMETM   | Change to a Solid brass lever for sliding rail mount or vanity mirror in matching finish   |  | \$35   | \$40   | \$45   | \$50           | \$50                          | \$50  |



Perrin & Rowe Bath Set N3510/1 with black porcelain handles and Bath Rack N6910 in gold finish. Credit: Caulfield House



---

IN RESIDENCE

---

09 309 3023 • [www.inres.co.nz](http://www.inres.co.nz)