

Luxury Detailing

PRICING
CATALOGUE

Hawthorn Hill

Luxury Detailing

Hawthorn Hill

Luxury Detailing

*Hawthorn Hill is proudly hand crafted
& hand finished in England and offers
exceptional quality luxury detailing.*

FINISHES

Hawthorn Hill fixtures and fittings are available in the following finishes*:



Chrome - CP



Nickel - NI



Pewter - PF



Polished Brass - BR



Satin Brass - SB



Gold - IG



Antique Brass - AB



Bronze - BZ



Gun Metal - GM



CUSTOM DESIGNS

We offer a custom design service to help you achieve your results.

We can work with you on a specific design to suit your space.

Please ask one of our sales team for a custom design consultation.

Available for Basin Stands, Mirrors and Towel Warmers.



GRAB RAILS 32-39

- Tested for compliance with Australian Standard AS 1428.1 2009 Design For Access And Mobility
- Designed for Installation in Australia & New Zealand
- Premium quality 32mm brass tube and fittings
- Concealed single fixing screw in each mount
- Moisture resistant for use within showers and over baths
- Can be earthed to reduce static electricity build-up

*Deco and Radiator Towel Warmer Collections available in Oil Rubbed Bronze instead of Antique Brass, Bronze or Gun Metal.



MARBLE RAILS 4-5

Premium quality 32mm brass tube and fittings

- 60mm diameter concealed wall mounts
- Solid marble outer with steel core inner tube
- Install heated or unheated



TOWEL WARMERS 6-17

- Standard and custom sizes
- Electric or Hydronic
- Premium brass 32mm tube
- Available in bespoke sizes
- Concealed mounts

Electrical Heating Options (E)

- Standard 240v with 6m cabling
- Option for 12v with 6m cabling

Hydronic Heating Option (H):

- Option With Hydronic Taps



BASIN STANDS 18-31

Standard or custom sizes

- Contemporary, Traditional, Ornate joint options
- Ball, Pointed, Tapered, Stepped and Tubular feet options
- Premium brass fittings & 25mm tube
- Height adjustable at top & feet
- Available in bespoke sizes
- Concealed wall mounts
- Optional foot pin into the floor
- Demountable for transport



MIRRORS 40-45

Classic, Deco and Fixed options

- Premium brass materials
- Available in bespoke sizes
- Concealed wall mounts
- Hand mitred corners and silver soldered followed by hand polishing
- Vanity mirrors rotate, to capture the best angle and light, and may be secured with the thumbscrew. 1x on one side and 3x magnification on the reverse.



BATHROOM STANDS 46

- Stepped foot design
- Premium brass materials
- Demountable for transport
- Premium toughened glass shelves are carefully wrapped prior to shipping across the world



PAPER HOLDERS 46

- Premium quality brass fittings
- Concealed grub screw fixing
- Install at time of basin stand installation
- Available in all finishes

Luxury Detailing

MARBLE TOWEL RAILS

Luxury Detailing

CG

BC


NM

GS






BN

CG

GS



MARBLE TOWEL RAILS

CODE	TOWEL RAIL SPECIFICATIONS				PRICING IN EACH FINISH (INCL. GST)					
	PRODUCT DESCRIPTION	H HEIGHT (MM) Fixing Centres / Overall	W WIDTH (MM) Fixing Centres / Overall	P PROJ. (MM) Fixing Centres / Overall	CHROME / POLISHED BRASS CP / BR	SATIN BRASS SB	NICKEL NI	PEWTER PF	ANTIQUE BRASS/ BRONZE / GUN METAL AB/ BZ / GM	GOLD IG
 HHC-MARBLE-600-GS	Marble towel rail 600mm overall in Giallo Sienna	60	540 / 600	120	\$1,965	\$2,050	\$2,150	\$2,250	\$2,750	\$2,950
 HHC-MARBLE-600-BN	Marble towel rail 600mm overall in Bardiglio Nuvolato	60	540 / 600	120	\$1,965	\$2,050	\$2,150	\$2,250	\$2,750	\$2,950
 HHC-MARBLE-600-BC	Marble towel rail 600mm overall in Bianco Carrara Venatino	60	540 / 600	120	\$1,965	\$2,050	\$2,150	\$2,250	\$2,750	\$2,950
 HHC-MARBLE-600-NM	Marble towel rail 600mm overall in Nero Marquina	60	540 / 600	120	\$1,965	\$2,050	\$2,150	\$2,250	\$2,750	\$2,950
 HHC-MARBLE-600-CG	Marble towel rail 600mm overall in Calacatta Gold Calo-Bett	60	540 / 600	120	\$1,965	\$2,050	\$2,150	\$2,250	\$2,750	\$2,950



The Hobson Bay House explores the blurring of indoor and outdoor living. Modernist architecture in concrete by Julian Guthrie gives a monastic simplicity. Natural stone, raw brass, timber and steel provide material balance.

For this Hobson Bay home in Auckland which recently sold for \$18 million, we worked with architect Julian Guthrie on a collection of custom, raw brass towel rails. The Hawthorn Hill rails extend from floor to ceiling next to a Perrin & Rowe shower. The heating cable runs into the ceiling space and a short socket at the top mount allowed the towel warmer to be rotated into position and the mounts slip up tight against the ceiling.

Architect: Julian Guthrie. Photography: Patrick Reynolds

TOWEL WARMERS





Luxury Detailing



Styling: L&M Home.








CONTEMPORARY TOWEL WARMERS



STYLE	CODE	BASIN STAND SPECIFICATIONS				PRICING IN EACH FINISH (INCL. GST)				
		PRODUCT DESCRIPTION	H	W	D	CHROME / POLISHED or SATIN BRASS	NICKEL	PEWTER	ANTIQUE BRASS/ BRONZE / GUN METAL	GOLD
			HEIGHT (MM)	WIDTH (MM)	DEPTH (MM)					
			Fixing Centres / Overall	Fixing Centres / Overall	Fixing Centres / Overall	CP / BR / SB	NI	PF	AB/ BZ / GM	IG
	HHCA600-850E/H	CONTEMPORARY - Arched towel warmer with 7 rails	N/A / 850	540 / 600	270 / 330	\$4,950	\$5,445	\$5,940	\$6,190	\$6,685
	HHCF525-1238E/H	CONTEMPORARY - Floor mounted towel warmer with 4 rails	1208 / 1238	465 / 525	N/A / 136	\$3,450	\$3,795	\$4,140	\$4,315	\$4,660
	HHCF675-1238E/H	CONTEMPORARY - Floor mounted towel warmer with 4 rails	1208 / 1238	600 / 675	N/A / 136	\$3,550	\$3,905	\$4,260	\$4,440	\$4,795
	HHCF525-1538E/H	CONTEMPORARY - Floor mounted towel warmer with 5 rails	1508 / 1538	465 / 525	N/A / 136	\$4,150	\$4,565	\$4,980	\$5,190	\$5,605
	HHCF675-1538E/H	CONTEMPORARY - Floor mounted towel warmer with 5 rails	1508 / 1538	600 / 675	N/A / 136	\$4,250	\$4,675	\$5,100	\$5,315	\$5,740
	HHCY525-1238E/H	CONTEMPORARY - Wall stay towel warmer with 4 rails	N/A / 1238	N/A / 525	60	\$3,450	\$3,795	\$4,140	\$4,315	\$4,660
	HHCY675-1238E/H	CONTEMPORARY - Wall stay towel warmer with 4 rails	N/A / 1238	N/A / 675	60	\$3,550	\$3,905	\$4,260	\$4,440	\$4,795
	HHCY525-1538E/H	CONTEMPORARY - Wall stay towel warmer with 5 rails	N/A / 1538	N/A / 525	60	\$4,150	\$4,565	\$4,980	\$5,190	\$5,605
	HHCY675-1538E/H	CONTEMPORARY - Wall stay towel warmer with 5 rails	N/A / 1538	N/A / 675	60	\$4,250	\$4,675	\$5,100	\$5,315	\$5,740

CONTEMPORARY TOWEL WARMERS



STYLE	CODE	BASIN STAND SPECIFICATIONS				PRICING IN EACH FINISH (INCL. GST)				
		PRODUCT DESCRIPTION	H	W	D	CHROME / POLISHED or SATIN BRASS	NICKEL	PEWTER	ANTIQUE BRASS/ BRONZE / GUN METAL	GOLD
			HEIGHT (MM)	WIDTH (MM)	DEPTH (MM)					
			Fixing Centres / Overall	Fixing Centres / Overall	Fixing Centres / Overall	CP / BR / SB	NI	PF	AB/ BZ / GM	IG
	HHCW475-600E/H	CONTEMPORARY - Floor mounted towel warmer with 4 rails	540 / 600	415 / 475	N/A / 110	\$2,950	\$3,245	\$3,540	\$3,690	\$3,985
	HHCW525-675E/H	CONTEMPORARY - Wall mounted towel warmer with 3 rails	615 / 675	465 / 525	N/A / 130	\$2,750	\$3,025	\$3,300	\$3,440	\$3,715
	HHCW675-675E/H	CONTEMPORARY - Wall mounted towel warmer with 3 rails	615 / 675	615 / 675	N/A / 130	\$2,850	\$3,135	\$3,420	\$3,565	\$3,850
	HHCW525-1275E/H	CONTEMPORARY - Wall mounted towel warmer with 4 rails	1215 / 1275	465 / 525	N/A / 130	\$3,450	\$3,795	\$4,140	\$4,315	\$4,660
	HHCW675-1275E/H	CONTEMPORARY - Wall mounted towel warmer with 4 rails	1215 / 1275	615 / 675	N/A / 130	\$3,550	\$3,905	\$4,260	\$4,440	\$4,795
	HHCW525-1575E/H	CONTEMPORARY - Wall mounted towel warmer with 5 rails	1515 / 1575	465 / 525	N/A / 130	\$4,150	\$4,565	\$4,980	\$5,190	\$5,605
	HHCW675-1575E/H	CONTEMPORARY - Wall mounted towel warmer with 5 rails	1515 / 1575	615 / 675	N/A / 130	\$4,250	\$4,675	\$5,100	\$5,315	\$5,740










SPECIFY AT TIME OF ORDERING

ELECTRIC 240V WITH 6 METRE CABLE (E240V)








ELECTRIC 12V WITH 3 METRE CABLE (E12V)

HYDRONIC WITH TAPS (H)



STYLE	CODE	BASIN STAND SPECIFICATIONS				PRICING IN EACH FINISH (INCL. GST)				
		PRODUCT DESCRIPTION	H	W	D	CHROME / POLISHED or SATIN BRASS	NICKEL	PEWTER	ANTIQUE BRASS/ BRONZE / GUN METAL	GOLD
			HEIGHT (MM) Fixing Centres / Overall	WIDTH (MM) Fixing Centres / Overall	DEPTH (MM) Fixing Centres / Overall					
	HHTA600-850E/H	TRADITIONAL - Arched towel warmer with 7 rails	N/A / 850	525 / 600	255 / 330	\$4,950	\$5,445	\$5,940	\$6,190	\$6,685
	HHTF525-1238E/H	TRADITIONAL - Floor mounted towel warmer with 4 rails	N/A / 1238	450 / 525	N/A / 138	\$3,450	\$3,795	\$4,140	\$4,315	\$4,660
	HHTF675-1238E/H	TRADITIONAL - Floor mounted towel warmer with 4 rails	N/A / 1238	600 / 675	N/A / 138	\$3,550	\$3,905	\$4,260	\$4,440	\$4,795
	HHTF525-1538E/H	TRADITIONAL - Floor mounted towel warmer with 5 rails	N/A / 1538	450 / 525	N/A / 138	\$4,150	\$4,565	\$4,980	\$5,190	\$5,605
	HHTF675-1538E/H	TRADITIONAL - Floor mounted towel warmer with 5 rails	N/A / 1538	600 / 675	N/A / 138	\$4,250	\$4,675	\$5,100	\$5,315	\$5,740
	HHTY525-1238E/H	TRADITIONAL - Wall stay towel warmer with 4 rails	N/A / 1238	N/A / 525	75	\$3,450	\$3,795	\$4,140	\$4,315	\$4,660
	HHTY675-1238E/H	TRADITIONAL - Wall stay towel warmer with 4 rails	N/A / 1238	N/A / 675	75	\$3,550	\$3,905	\$4,260	\$4,440	\$4,795
	HHTY525-1538E/H	TRADITIONAL - Wall stay towel warmer with 5 rails	N/A / 1538	N/A / 525	75	\$4,150	\$4,565	\$4,980	\$5,190	\$5,605
	HHTY675-1538E/H	TRADITIONAL - Wall stay towel warmer with 5 rails	N/A / 1538	N/A / 675	75	\$4,250	\$4,675	\$5,100	\$5,315	\$5,740



STYLE	CODE	BASIN STAND SPECIFICATIONS				PRICING IN EACH FINISH (INCL. GST)				
		PRODUCT DESCRIPTION	H	W	D	CHROME / POLISHED or SATIN BRASS	NICKEL	PEWTER	ANTIQUE BRASS/ BRONZE / GUN METAL	GOLD
			HEIGHT (MM)	WIDTH (MM)	DEPTH (MM)					
	HHTW475-600E/H	TRADITIONAL - Floor mounted towel warmer with 4 rails	525 / 600	400 / 475	N/A / 138	\$2,950	\$3,245	\$3,540	\$3,690	\$3,985
	HHTW525-675E/H	TRADITIONAL - Wall mounted towel warmer with 3 rails	600 / 675	450 / 525	N/A / 138	\$2,750	\$3,025	\$3,300	\$3,440	\$3,715
	HHTW675-675E/H	TRADITIONAL - Wall mounted towel warmer with 3 rails	600 / 675	600 / 675	N/A / 138	\$2,850	\$3,135	\$3,420	\$3,565	\$3,850
	HHTW525-1275E/H	TRADITIONAL - Wall mounted towel warmer with 4 rails	1200 / 1275	450 / 525	N/A / 138	\$3,450	\$3,795	\$4,140	\$4,315	\$4,660
	HHTW675-1275E/H	TRADITIONAL - Wall mounted towel warmer with 4 rails	1200 / 1275	600 / 675	N/A / 138	\$3,550	\$3,905	\$4,260	\$4,440	\$4,795
	HHTW525-1575E/H	TRADITIONAL - Wall mounted towel warmer with 5 rails	1500 / 1575	450 / 525	N/A / 138	\$4,150	\$4,565	\$4,980	\$5,190	\$5,605
	HHTW675-1575E/H	TRADITIONAL - Wall mounted towel warmer with 5 rails	1400 / 1475	600 / 675	N/A / 138	\$4,250	\$4,675	\$5,100	\$5,315	\$5,740










SPECIFY AT TIME OF ORDERING

ELECTRIC 240V WITH 6 METRE CABLE (E240V)






ELECTRIC 12V WITH 3 METRE CABLE (E12V)

HYDRONIC WITH TAPS (H)



STYLE	CODE	BASIN STAND SPECIFICATIONS				PRICING IN EACH FINISH (INCL. GST)				
		PRODUCT DESCRIPTION	H	W	D	CHROME / POLISHED or SATIN BRASS	NICKEL	PEWTER	ANTIQUE BRASS/ BRONZE / GUN METAL	GOLD
			HEIGHT (MM)	WIDTH (MM)	DEPTH (MM)					
			Fixing Centres / Overall	Fixing Centres / Overall	Fixing Centres / Overall	CP / BR / SB	NI	PF	AB/ BZ / GM	IG
	HHRA600-850E/H	ORNATE - Arched towel warmer with 7 rails	N/A / 850	525 / 600	255 / 330	\$4,950	\$5,445	\$5,940	\$6,190	\$6,685
	HHRF525-1238E/H	ORNATE - Floor mounted towel warmer with 4 rails	N/A / 1238	450 / 525	N/A / 138	\$3,450	\$3,795	\$4,140	\$4,315	\$4,660
	HHRF675-1238E/H	ORNATE - Floor mounted towel warmer with 4 rails	N/A / 1238	600 / 675	N/A / 138	\$3,550	\$3,905	\$4,260	\$4,440	\$4,795
	HHRF525-1538E/H	ORNATE - Floor mounted towel warmer with 5 rails	N/A / 1538	450 / 525	N/A / 138	\$4,150	\$4,565	\$4,980	\$5,190	\$5,605
	HHRF675-1538E/H	ORNATE - Floor mounted towel warmer with 5 rails	N/A / 1538	600 / 675	N/A / 138	\$4,250	\$4,675	\$5,100	\$5,315	\$5,740
	HHRY525-1238E/H	ORNATE - Wall stay towel warmer with 4 rails	N/A / 1238	N/A / 525	75	\$3,450	\$3,795	\$4,140	\$4,315	\$4,660
	HHRY675-1238E/H	ORNATE - Wall stay towel warmer with 4 rails	N/A / 1238	N/A / 675	75	\$3,550	\$3,905	\$4,260	\$4,440	\$4,795
	HHRY525-1538E/H	ORNATE - Wall stay towel warmer with 5 rails	N/A / 1538	N/A / 525	75	\$4,150	\$4,565	\$4,980	\$5,190	\$5,605
	HHRY675-1538E/H	ORNATE - Wall stay towel warmer with 5 rails	N/A / 1538	N/A / 675	75	\$4,250	\$4,675	\$5,100	\$5,315	\$5,740



STYLE	CODE	BASIN STAND SPECIFICATIONS				PRICING IN EACH FINISH (INCL. GST)				
		PRODUCT DESCRIPTION	H	W	D	CHROME / POLISHED or SATIN BRASS	NICKEL	PEWTER	ANTIQUE BRASS/ BRONZE / GUN METAL	GOLD
			HEIGHT (MM) Fixing Centres / Overall	WIDTH (MM) Fixing Centres / Overall	DEPTH (MM) Fixing Centres / Overall					
	HHRW475-600E/H	ORNATE - Floor mounted towel warmer with 4 rails	525 / 600	400 / 475	N/A / 138	\$2,950	\$3,245	\$3,540	\$3,690	\$3,985
	HHRW525-675E/H	ORNATE - Wall mounted towel warmer with 3 rails	600 / 675	450 / 525	N/A / 138	\$2,750	\$3,025	\$3,300	\$3,440	\$3,715
	HHRW675-675E/H	ORNATE - Wall mounted towel warmer with 3 rails	600 / 675	600 / 675	N/A / 138	\$2,850	\$3,135	\$3,420	\$3,565	\$3,850
	HHRW525-1275E/H	ORNATE - Wall mounted towel warmer with 4 rails	1200 / 1275	450 / 525	N/A / 138	\$3,450	\$3,795	\$4,140	\$4,315	\$4,660
	HHRW525-1575E/H	ORNATE - Wall mounted towel warmer with 5 rails	1500 / 1575	450 / 525	N/A / 138	\$4,150	\$4,565	\$4,980	\$5,190	\$5,605
	HHRW675-1275E/H	ORNATE - Wall mounted towel warmer with 4 rails	1200 / 1275	600 / 675	N/A / 138	\$3,550	\$3,905	\$4,260	\$4,440	\$4,795
	HHRW675-1575E/H	ORNATE - Wall mounted towel warmer with 5 rails	1400 / 1475	600 / 675	N/A / 138	\$4,250	\$4,675	\$5,100	\$5,315	\$5,740






SPECIFY AT TIME OF ORDERING

ELECTRIC 240V WITH 6 METRE CABLE (E240V)

ELECTRIC 12V WITH 3 METRE CABLE (E12V)

HYDRONIC WITH TAPS (H)



STYLE	CODE	PRODUCT DESCRIPTION	PRICING IN EACH FINISH (INCL. GST)				
			CHROME	NICKEL	PEWTER	GOLD or OIL RUBBED BRONZE	SATIN BRASS or POLISHED BRASS
			CP	NI	PF	IG / OB	SB / BR
RADITOR TOWEL WARMERS							
	PFRAD500-1500H	Premier towel warmer with radiator for use with a hydronic heating system 500w x 1500h	\$3,650	\$3,942	\$4,198	\$4,380	\$3,650
	PFRAD500-938H	Premier towel warmer with radiator for use with a hydronic heating system 500w x 938h	\$2,350	\$2,538	\$2,703	\$2,820	\$2,350
	PFRAD675-938H	Premier towel warmer with radiator for use with a hydronic heating system 675w x 938h	\$2,450	\$2,646	\$2,818	\$2,940	\$2,450
	PFRAD735-938H	Premier towel warmer with radiator for use with a hydronic heating system 735w x 938h	\$2,850	\$3,078	\$3,278	\$3,420	\$2,850
	PARAD675-875H	Premier arched towel warmer with radiator for use with a hydronic heating system	\$4,350	\$4,698	\$5,003	\$5,220	\$4,350
	PARAD675-875WH	Premier arched towel warmer with radiator for use with a hydronic heating system	\$4,950	\$5,346	\$5,693	\$5,940	\$4,950
	PWRAD500-740H	Premier towel warmer with radiator for use with a hydronic heating system 500w x 740h	\$2,250	\$2,430	\$2,588	\$2,700	\$2,250
	PWRAD500-825H	Premier towel warmer with radiator and two rails for hydronic system 500w x 825h	\$2,750	\$2,970	\$3,163	\$3,300	\$2,750
	PWRAD675-740H	Premier towel warmer with radiator for use with a hydronic heating system 675w x 740h	\$2,450	\$2,646	\$2,818	\$2,940	\$2,450
	PWRAD735-740H	Premier towel warmer with radiator for use with a hydronic heating system 735w x 740h	\$2,850	\$3,078	\$3,278	\$3,420	\$2,850
	PWRAD975-740H	Premier towel warmer with radiator for use with a hydronic heating system 975w x 740h	\$3,350	\$3,618	\$3,853	\$4,020	\$3,350

STYLE	CODE	PRODUCT DESCRIPTION	PRICING IN EACH FINISH (INCL. GST)				
			CHROME	NICKEL	PEWTER	GOLD or OIL RUBBED BRONZE	SATIN BRASS or POLISHED BRASS
			CP	NI	PF	IG / OB	SB / BR
VALVES & PARTS FOR HYDRONIC TOWEL WARMERS							
	HPET-ELBOW-PIPPES	Pair of 15mm x 150mm elbow pipes for inlet pipes to hydronic towel warmers	\$85	\$92	\$98	\$102	\$85
	HPSE-STRAIGHT	Pair of 15mm x 150mm straight pipes for inlet pipes to hydronic towel warmers	\$55	\$59	\$63	\$66	\$55
	HPTM-COVER-TUBES	Pair of 19mm 100mm cover tubes to cover the inlet pipes to hydronic towel warmers	\$125	\$135	\$144	\$150	\$125
	HPWR-ROSETTES	Pair of 55mm wall rosettes for inlet pipes to hydronic towel warmers & radiators	\$35	\$38	\$40	\$42	\$35
	HVARTD-DECO-VALV	Pair of Art Deco style crosshead valves for hydronic towel warmers and radiators	\$275	\$297	\$316	\$330	\$275
	HVMODA-ANGLED	Pair of modern valves for hydronic towel warmers and radiators - 90 degree flow	\$95	\$103	\$109	\$114	\$95
	HVMODS-STRAIGHT	Pair of modern valves for hydronic towel warmers and radiators - straight flow	\$105	\$113	\$121	\$126	\$105
	HVTRAD-TRAD-VALV	Pair of traditional crosshead valves for hydronic towel warmers and radiators	\$195	\$211	\$224	\$234	\$195

Pricing includes GST.

RRP Pricing incl. GST. This pricelist published & distributed by In Residence, New Zealand. This document supersedes all previous pricelists and is subject to change without notice. E+OE. Issued on 31 August 2020. V031INTD-HH. Telephone: 09 309 3023. WWW.INRES.CO.NZ



Luxury Detailing

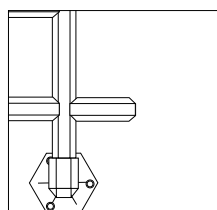


STYLE	CODE	PRODUCT DESCRIPTION	PRICING IN EACH FINISH (INCL. GST)				
			CHROME	NICKEL	PEWTER	GOLD or OIL RUBBED BRONZE	SATIN BRASS or POLISHED BRASS
			CP	NI	PF	IG / OB	SB / BR

ART DECO ELECTRIC TOWEL WARMERS

	ARTDF550-1543E/H	Art Deco towel warmer 550w x 1543h Electric: with the element through the floor. Hydronic option available.	\$3,990	\$4,309	\$4,589	\$4,788	\$3,990
	ARTDW550-836E/H	Art Deco towel warmer. Specify left or right hand element. 550w x 836h. Hydronic option available.	\$3,150	\$3,402	\$3,623	\$3,780	\$3,150
	ARTDW700-836E/H	Art Deco towel warmer. Electric - specify left or right hand element. Hydronic 700w x 836h. Hydronic option available.	\$3,350	\$3,618	\$3,853	\$4,020	\$3,350
	ARTDW700-986E/H	Art Deco towel warmer. Specify left or right hand element. 700w x 986h. Hydronic option available.	\$3,550	\$3,834	\$4,083	\$4,260	\$3,550

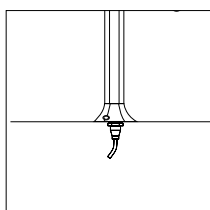
WALL MOUNTED DECO TOWEL WARMERS



Element set up:

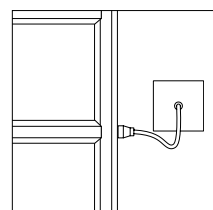
Specify left or right side when ordering.
Concealed cable within an Art Deco shroud.*

FLOOR MOUNTED DECO TOWEL WARMERS



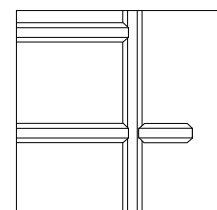
Element option one:

Connection through floor.



Element option two:

Exposed cable to a wall plate. Specify left or right side when ordering.



Element option three:

Concealed cable within an Art Deco shroud. Specify left or right side when ordering.
(Chrome \$195, Nickel \$211, Pewter \$224, Gold or Bronze \$234, Polished Brass or Satin Brass \$195)




Designer: KWD. Photography: Armelle Habib

BASIN STANDS



Stylist: Steve Cordony





CONTEMPORARY BASIN STANDS WITH TUBULAR FEET



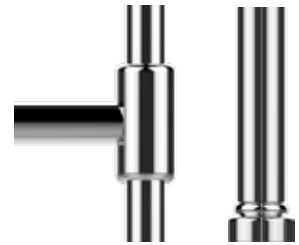
STYLE	CODE	BASIN STAND SPECIFICATIONS	PRICING IN EACH FINISH (INCL. GST)							
		PRODUCT DESCRIPTION	H HEIGHT (MM) Centres	W WIDTH (MM) Centres	D DEPTH (MM) Centres	CHROME / POLISHED or SATIN BRASS CP / BR / SB	NICKEL NI	PEWTER PF	ANTIQUE BRASS/ BRONZE / GUN METAL AB/ BZ / GM	GOLD IG
	HHCD-1500-CT	CONTEMPORARY TUBULAR - Double 3 leg wall mounted basin stand.	880	1500	540	\$3,750	\$4,125	\$4,500	\$4,690	\$5,065
	HHCD-X1200-CT	CONTEMPORARY TUBULAR - Double 3 leg wall mounted basin stand.	880	CUSTOM Up to 1200	540	\$3,750	\$4,125	\$4,500	\$4,690	\$5,065
	HHCD-X1800-CT	CONTEMPORARY TUBULAR - Double 3 leg wall mounted basin stand.	880	CUSTOM Up to 1800	540	\$4,950	\$5,445	\$5,940	\$6,190	\$6,685
	HHCD-1500SF-CT	CONTEMPORARY TUBULAR - Double 3 leg wall mounted basin stand with shelf.	880	1500	540	\$5,750	\$6,125	\$6,500	\$6,690	\$7,065
	HHCD-X1200SF-CT	CONTEMPORARY TUBULAR - Double 3 leg wall mounted basin stand with shelf.	880	CUSTOM Up to 1200	540	\$6,550	\$7,005	\$7,460	\$7,690	\$8,145
	HHCD-X1800SF-CT	CONTEMPORARY TUBULAR - Double 3 leg wall mounted basin stand with shelf.	880	CUSTOM Up to 1800	540	\$6,950	\$7,445	\$7,940	\$8,190	\$8,685
	HHCF-750-CT	CONTEMPORARY TUBULAR - Single 4 leg freestanding basin stand.	880	750	480	\$3,450	\$3,795	\$4,140	\$4,315	\$4,660
	HHCF-X800-CT	CONTEMPORARY TUBULAR - Single 4 leg freestanding basin stand.	880	CUSTOM Up to 800	480	\$4,250	\$4,675	\$5,100	\$5,315	\$5,740
	HHCF-X1200-CT	CONTEMPORARY TUBULAR - Single 4 leg freestanding basin stand.	880	CUSTOM Up to 1200	480	\$4,750	\$5,225	\$5,700	\$5,940	\$6,415
	HHCF-750SF-CT	CONTEMPORARY TUBULAR - Single 4 leg freestanding basin stand with shelf	880	750	480	\$5,450	\$5,995	\$6,540	\$6,815	\$7,360
	HHCF-X800SF-CT	CONTEMPORARY TUBULAR - Single 4 leg freestanding basin stand with shelf	880	CUSTOM Up to 800	480	\$6,250	\$6,875	\$7,500	\$7,815	\$8,440
	HHCF-X1200SF-CT	CONTEMPORARY TUBULAR - Single 4 leg freestanding basin stand with shelf	880	CUSTOM Up to 1200	480	\$6,750	\$7,425	\$8,100	\$8,440	\$9,115
	HHCDF-1500-CT	CONTEMPORARY TUBULAR - Double 6 leg freestanding basin stand with shelf	880	1500	480	\$6,850	\$7,535	\$8,220	\$8,565	\$9,250
	HHCDF-X1800-CT	CONTEMPORARY TUBULAR - Double 6 leg freestanding basin stand with shelf	880	CUSTOM Up to 1800	480	\$7,650	\$8,415	\$9,180	\$9,565	\$10,330
	HHCDF-1500SF-CT	CONTEMPORARY TUBULAR - Double 6 leg freestanding basin stand with shelf	880	1500	480	\$10,850	\$11,935	\$13,020	\$13,565	\$14,650
	HHCDF-X1800SF-CT	CONTEMPORARY TUBULAR - Double 6 leg freestanding basin stand with shelf	880	CUSTOM Up to 1800	480	\$11,650	\$12,815	\$13,980	\$14,565	\$15,730

CONTEMPORARY BASIN STANDS WITH TUBULAR FEET



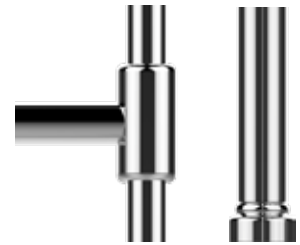
STYLE	CODE	BASIN STAND SPECIFICATIONS	PRICING IN EACH FINISH (INCL. GST)							
		PRODUCT DESCRIPTION	H HEIGHT (MM) Centres	W WIDTH (MM) Centres	D DEPTH (MM) Centres	CHROME / POLISHED or SATIN BRASS CP / BR / SB	NICKEL NI	PEWTER PF	ANTIQUE BRASS/ BRONZE / GUN METAL AB/ BZ / GM	GOLD IG
	HHCS-ART-525-CT	CONTEMPORARY TUBULAR - Single 2 leg wall mounted basin stand. Suits Perrin & Rowe 2950-2 Art Deco Basin.	830	400	230	\$1,950	\$2,145	\$2,340	\$2,440	\$2,635
	HHCS-ART-630-CT	CONTEMPORARY TUBULAR - Single 2 leg wall mounted basin stand. Suits Perrin & Rowe 2930-3 Art Deco Basin.	780	505	445	\$2,050	\$2,255	\$2,460	\$2,565	\$2,770
	HHCS-VIC-630-CT	CONTEMPORARY TUBULAR - Single 2 leg wall mounted basin stand. Suits Perrin & Rowe 2980-3 Victorian Basin.	880	555	445	\$2,150	\$2,365	\$2,580	\$2,690	\$2,905
	HHCS-X800-CT	CONTEMPORARY TUBULAR - Single 2 leg wall mounted basin stand.	880	CUSTOM Up to 800	445	\$2,950	\$3,245	\$3,540	\$3,690	\$3,985
	HHCS-X1200-CT	CONTEMPORARY TUBULAR - Single 2 leg wall mounted basin stand.	880	CUSTOM Up to 1200	445	\$3,450	\$3,795	\$4,140	\$4,315	\$4,660
	HHCS-ART-525SF-CT	CONTEMPORARY TUBULAR - Single 2 leg wall mounted basin stand with shelf. Suits Perrin & Rowe 2950-2 Art Deco Basin.	880	400	230	\$3,450	\$3,795	\$4,140	\$4,315	\$4,660
	HHCS-ART-630SF-CT	CONTEMPORARY TUBULAR - Single 2 leg wall mounted basin stand with shelf. Suits Perrin & Rowe 2930-3 Art Deco Basin.	780	505	445	\$3,550	\$3,905	\$4,260	\$4,440	\$4,795
	HHCS-VIC-630SF-CT	CONTEMPORARY TUBULAR - Single 2 leg wall mounted basin stand with shelf. Suits Perrin & Rowe 2980-3 Victorian Basin.	880	555	445	\$3,650	\$4,015	\$4,380	\$4,565	\$4,930
	HHCS-X800SF-CT	CONTEMPORARY TUBULAR - Single 2 leg wall mounted basin stand with shelf.	880	CUSTOM Up to 800	445	\$4,450	\$4,895	\$5,340	\$5,565	\$6,010
	HHCS-X1200SF-CT	CONTEMPORARY TUBULAR - Single 2 leg wall mounted basin stand with shelf.	880	CUSTOM Up to 1200	445	\$4,950	\$5,445	\$5,940	\$6,190	\$6,685
	HHCC-ED-410-CT	CONTEMPORARY TUBULAR - Single 2 leg curved wall basin stand. Suits Perrin & Rowe 2910-2 Traditional Basin.	880	340	140	\$2,250	\$2,475	\$2,700	\$2,815	\$3,040
	HHCC-ED-520-CT	Suits Perrin & Rowe 2920-3 Edwardian Basin.	880	475	230	\$2,350	\$2,585	\$2,820	\$2,940	\$3,175
	HHCC-ED-630-CT	Suits Perrin & Rowe 2900-3 Edwardian Basin.	880	550	260	\$2,450	\$2,695	\$2,940	\$3,065	\$3,310
	HHC-CORNER-CT	CONTEMPORARY TUBULAR- Single 2 leg corner basin stand. Suits Perrin & Rowe 2925 Corner Basin.	880	375	375	\$2,350	\$2,585	\$2,820	\$2,940	\$3,175





CONTEMPORARY BASIN STANDS WITH STEPPED FEET



STYLE	CODE	BASIN STAND SPECIFICATIONS	PRICING IN EACH FINISH (INCL. GST)							
		PRODUCT DESCRIPTION	H HEIGHT (MM) Centres	W WIDTH (MM) Centres	D DEPTH (MM) Centres	CHROME / POLISHED or SATIN BRASS CP / BR / SB	NICKEL NI	PEWTER PF	ANTIQUE BRASS/ BRONZE / GUN METAL AB/ BZ / GM	GOLD IG
	HHCD-1500-CS	CONTEMPORARY STEPPED - Double 3 leg wall mounted basin stand.	880	1500	540	\$3,750	\$4,125	\$4,500	\$4,690	\$5,065
	HHCD-X1200-CS	CONTEMPORARY STEPPED - Double 3 leg wall mounted basin stand.	880	CUSTOM Up to 1200	540	\$3,750	\$4,125	\$4,500	\$4,690	\$5,065
	HHCD-X1800-CS	CONTEMPORARY STEPPED - Double 3 leg wall mounted basin stand.	880	CUSTOM Up to 1800	540	\$4,950	\$5,445	\$5,940	\$6,190	\$6,685
	HHCD-1500SF-CS	CONTEMPORARY STEPPED - Double 3 leg wall mounted basin stand with shelf.	880	1500	540	\$5,750	\$6,125	\$6,500	\$6,690	\$7,065
	HHCD-X1200SF-CS	CONTEMPORARY STEPPED - Double 3 leg wall mounted basin stand with shelf.	880	CUSTOM Up to 1200	540	\$6,550	\$7,005	\$7,460	\$7,690	\$8,145
	HHCD-X1800SF-CS	CONTEMPORARY STEPPED - Double 3 leg wall mounted basin stand with shelf.	880	CUSTOM Up to 1800	540	\$6,950	\$7,445	\$7,940	\$8,190	\$8,685
	HHCF-750-CS	CONTEMPORARY STEPPED - Single 4 leg freestanding basin stand.	880	750	480	\$3,450	\$3,795	\$4,140	\$4,315	\$4,660
	HHCF-X800-CS	CONTEMPORARY STEPPED - Single 4 leg freestanding basin stand.	880	CUSTOM Up to 800	480	\$4,250	\$4,675	\$5,100	\$5,315	\$5,740
	HHCF-X1200-CS	CONTEMPORARY STEPPED - Single 4 leg freestanding basin stand.	880	CUSTOM Up to 1200	480	\$4,750	\$5,225	\$5,700	\$5,940	\$6,415
	HHCF-750SF-CS	CONTEMPORARY STEPPED - Single 4 leg freestanding basin stand with shelf	880	750	480	\$5,450	\$5,995	\$6,540	\$6,815	\$7,360
	HHCF-X800SF-CS	CONTEMPORARY STEPPED - Single 4 leg freestanding basin stand with shelf	880	CUSTOM Up to 800	480	\$6,250	\$6,875	\$7,500	\$7,815	\$8,440
	HHCF-X1200SF-CS	CONTEMPORARY STEPPED - Single 4 leg freestanding basin stand with shelf	880	CUSTOM Up to 1200	480	\$6,750	\$7,425	\$8,100	\$8,440	\$9,115
	HHCDF-1500-CS	CONTEMPORARY STEPPED - Double 6 leg freestanding basin stand with shelf	880	1500	480	\$6,850	\$7,535	\$8,220	\$8,565	\$9,250
	HHCDF-X1800-CS	CONTEMPORARY STEPPED - Double 6 leg freestanding basin stand with shelf	880	CUSTOM Up to 1800	480	\$7,650	\$8,415	\$9,180	\$9,565	\$10,330
	HHCDF-1500SF-CS	CONTEMPORARY STEPPED - Double 6 leg freestanding basin stand with shelf	880	1500	480	\$10,850	\$11,935	\$13,020	\$13,565	\$14,650
	HHCDF-X1800SF-CS	CONTEMPORARY STEPPED - Double 6 leg freestanding basin stand with shelf	880	CUSTOM Up to 1800	480	\$11,650	\$12,815	\$13,980	\$14,565	\$15,730







CONTEMPORARY BASIN STANDS WITH STEPPED FEET



STYLE	CODE	BASIN STAND SPECIFICATIONS				PRICING IN EACH FINISH (INCL. GST)				
		PRODUCT DESCRIPTION	H HEIGHT (MM) Centres	W WIDTH (MM) Centres	D DEPTH (MM) Centres	CHROME / POLISHED or SATIN BRASS CP / BR / SB	NICKEL NI	PEWTER PF	ANTIQUE BRASS/ BRONZE / GUN METAL AB/ BZ / GM	GOLD IG
	HHCS-ART-525-CS	CONTEMPORARY STEPPED - Single 2 leg wall mounted basin stand. Suits Perrin & Rowe 2950-2 Art Deco Basin.	830	400	230	\$1,950	\$2,145	\$2,340	\$2,440	\$2,635
	HHCS-ART-630-CS	CONTEMPORARY STEPPED - Single 2 leg wall mounted basin stand. Suits Perrin & Rowe 2930-3 Art Deco Basin.	780	505	445	\$2,050	\$2,255	\$2,460	\$2,565	\$2,770
	HHCS-VIC-630-CS	CONTEMPORARY STEPPED - Single 2 leg wall mounted basin stand. Suits Perrin & Rowe 2980-3 Victorian Basin.	880	555	445	\$2,150	\$2,365	\$2,580	\$2,690	\$2,905
	HHCS-X800-CS	CONTEMPORARY STEPPED - Single 2 leg wall mounted basin stand.	880	CUSTOM Up to 800	445	\$2,950	\$3,245	\$3,540	\$3,690	\$3,985
	HHCS-X1200-CS	CONTEMPORARY STEPPED - Single 2 leg wall mounted basin stand.	880	CUSTOM Up to 1200	445	\$3,450	\$3,795	\$4,140	\$4,315	\$4,660
	HHCS-ART-525SF-CS	CONTEMPORARY STEPPED - Single 2 leg wall mounted basin stand with shelf. Suits Perrin & Rowe 2950-2 Art Deco Basin.	880	400	230	\$3,450	\$3,795	\$4,140	\$4,315	\$4,660
	HHCS-ART-630SF-CS	CONTEMPORARY STEPPED - Single 2 leg wall mounted basin stand with shelf. Suits Perrin & Rowe 2930-3 Art Deco Basin.	780	505	445	\$3,550	\$3,905	\$4,260	\$4,440	\$4,795
	HHCS-VIC-630SF-CS	CONTEMPORARY STEPPED - Single 2 leg wall mounted basin stand with shelf. Suits Perrin & Rowe 2980-3 Victorian Basin.	880	555	445	\$3,650	\$4,015	\$4,380	\$4,565	\$4,930
	HHCS-X800SF-CS	CONTEMPORARY STEPPED - Single 2 leg wall mounted basin stand with shelf.	880	CUSTOM Up to 800	445	\$4,450	\$4,895	\$5,340	\$5,565	\$6,010
	HHCS-X1200SF-CS	CONTEMPORARY STEPPED - Single 2 leg wall mounted basin stand with shelf.	880	CUSTOM Up to 1200	445	\$4,950	\$5,445	\$5,940	\$6,190	\$6,685
	HHCC-ED-410-CS	CONTEMPORARY STEPPED - Single 2 leg curved wall basin stand. Suits Perrin & Rowe 2910-2 Traditional Basin.	880	340	140	\$2,250	\$2,475	\$2,700	\$2,815	\$3,040
	HHCC-ED-520-CS	Suits Perrin & Rowe 2920-3 Edwardian Basin.	880	475	230	\$2,350	\$2,585	\$2,820	\$2,940	\$3,175
	HHCC-ED-630-CS	Suits Perrin & Rowe 2900-3 Edwardian Basin.	880	550	260	\$2,450	\$2,695	\$2,940	\$3,065	\$3,310
	HHC-CORNER-CS	CONTEMPORARY STEPPED- Single 2 leg corner basin stand. Suits Perrin & Rowe 2925 Corner Basin.	880	375	375	\$2,350	\$2,585	\$2,820	\$2,940	\$3,175





Traditional Basin Stands with Tapered Feet



STYLE	CODE	BASIN STAND SPECIFICATIONS				PRICING IN EACH FINISH (INCL. GST)				
		PRODUCT DESCRIPTION	H HEIGHT (MM) Centres	W WIDTH (MM) Centres	D DEPTH (MM) Centres	CHROME / POLISHED or SATIN BRASS CP / BR / SB	NICKEL NI	PEWTER PF	ANTIQUE BRASS/ BRONZE / GUN METAL AB/ BZ / GM	GOLD IG
	HHTD-1500-TT	TRADITIONAL TAPERED - Double 3 leg wall mounted basin stand.	880	1500	540	\$3,750	\$4,125	\$4,500	\$4,690	\$5,065
	HHTD-X1200-TT	TRADITIONAL TAPERED - Double 3 leg wall mounted basin stand.	880	CUSTOM Up to 1200	540	\$3,750	\$4,125	\$4,500	\$4,690	\$5,065
	HHTD-X1800-TT	TRADITIONAL TAPERED - Double 3 leg wall mounted basin stand.	880	CUSTOM Up to 1800	540	\$4,950	\$5,445	\$5,940	\$6,190	\$6,685
	HHTD-1500SF-TT	TRADITIONAL TAPERED - Double 3 leg wall mounted basin stand with shelf.	880	1500	540	\$5,750	\$6,125	\$6,500	\$6,690	\$7,065
	HHTD-X1200SF-TT	TRADITIONAL TAPERED - Double 3 leg wall mounted basin stand with shelf.	880	CUSTOM Up to 1200	540	\$6,550	\$7,005	\$7,460	\$7,690	\$8,145
	HHTD-X1800SF-TT	TRADITIONAL TAPERED - Double 3 leg wall mounted basin stand with shelf.	880	CUSTOM Up to 1800	540	\$6,950	\$7,445	\$7,940	\$8,190	\$8,685
	HHTF-750-TT	TRADITIONAL TAPERED - Single 4 leg freestanding basin stand.	880	750	480	\$3,450	\$3,795	\$4,140	\$4,315	\$4,660
	HHTF-X800-TT	TRADITIONAL TAPERED - Single 4 leg freestanding basin stand.	880	CUSTOM Up to 800	480	\$4,250	\$4,675	\$5,100	\$5,315	\$5,740
	HHTF-X1200-TT	TRADITIONAL TAPERED - Single 4 leg freestanding basin stand.	880	CUSTOM Up to 1200	480	\$4,750	\$5,225	\$5,700	\$5,940	\$6,415
	HHTF-750SF-TT	TRADITIONAL TAPERED - Single 4 leg freestanding basin stand with shelf	880	750	480	\$5,450	\$5,995	\$6,540	\$6,815	\$7,360
	HHTF-X800SF-TT	TRADITIONAL TAPERED - Single 4 leg freestanding basin stand with shelf	880	CUSTOM Up to 800	480	\$6,250	\$6,875	\$7,500	\$7,815	\$8,440
	HHTF-X1200SF-TT	TRADITIONAL TAPERED - Single 4 leg freestanding basin stand with shelf	880	CUSTOM Up to 1200	480	\$6,750	\$7,425	\$8,100	\$8,440	\$9,115
	HHTDF-1500-TT	TRADITIONAL TAPERED - Double 6 leg freestanding basin stand with shelf	880	1500	480	\$6,850	\$7,535	\$8,220	\$8,565	\$9,250
	HHTDF-X1800-TT	TRADITIONAL TAPERED - Double 6 leg freestanding basin stand with shelf	880	CUSTOM Up to 1800	480	\$7,650	\$8,415	\$9,180	\$9,565	\$10,330
	HHTDF-1500SF-TT	TRADITIONAL TAPERED - Double 6 leg freestanding basin stand with shelf	880	1500	480	\$10,850	\$11,935	\$13,020	\$13,565	\$14,650
	HHTDF-X1800SF-TT	TRADITIONAL TAPERED - Double 6 leg freestanding basin stand with shelf	880	CUSTOM Up to 1800	480	\$11,650	\$12,815	\$13,980	\$14,565	\$15,730

Traditional Basin Stands with Tapered Feet



STYLE	CODE	BASIN STAND SPECIFICATIONS				PRICING IN EACH FINISH (INCL. GST)				
		PRODUCT DESCRIPTION	H HEIGHT (MM) Centres	W WIDTH (MM) Centres	D DEPTH (MM) Centres	CHROME / POLISHED or SATIN BRASS CP / BR / SB	NICKEL NI	PEWTER PF	ANTIQUE BRASS/ BRONZE / GUN METAL AB/ BZ / GM	GOLD IG
	HHTS-ART-525-TT	TRADITIONAL TAPERED - Single 2 leg wall mounted basin stand. Suits Perrin & Rowe 2950-2 Art Deco Basin.	830	400	230	\$1,950	\$2,145	\$2,340	\$2,440	\$2,635
	HHTS-ART-630-TT	TRADITIONAL TAPERED - Single 2 leg wall mounted basin stand. Suits Perrin & Rowe 2930-3 Art Deco Basin.	780	505	445	\$2,050	\$2,255	\$2,460	\$2,565	\$2,770
	HHTS-VIC-630-TT	TRADITIONAL TAPERED - Single 2 leg wall mounted basin stand. Suits Perrin & Rowe 2980-3 Victorian Basin.	880	555	445	\$2,150	\$2,365	\$2,580	\$2,690	\$2,905
	HHTS-X800-TT	TRADITIONAL TAPERED - Single 2 leg wall mounted basin stand.	880	CUSTOM Up to 800	445	\$2,950	\$3,245	\$3,540	\$3,690	\$3,985
	HHTS-X1200-TT	TRADITIONAL TAPERED - Single 2 leg wall mounted basin stand.	880	CUSTOM Up to 1200	445	\$3,450	\$3,795	\$4,140	\$4,315	\$4,660
	HHTS-ART-525SF-TT	TRADITIONAL TAPERED - Single 2 leg wall mounted basin stand with shelf. Suits Perrin & Rowe 2950-2 Art Deco Basin.	880	400	230	\$3,450	\$3,795	\$4,140	\$4,315	\$4,660
	HHTS-ART-630SF-TT	TRADITIONAL TAPERED - Single 2 leg wall mounted basin stand with shelf. Suits Perrin & Rowe 2930-3 Art Deco Basin.	780	505	445	\$3,550	\$3,905	\$4,260	\$4,440	\$4,795
	HHTS-VIC-630SF-TT	TRADITIONAL TAPERED - Single 2 leg wall mounted basin stand with shelf. Suits Perrin & Rowe 2980-3 Victorian Basin.	880	555	445	\$3,650	\$4,015	\$4,380	\$4,565	\$4,930
	HHTS-X800SF-TT	TRADITIONAL TAPERED - Single 2 leg wall mounted basin stand with shelf.	880	CUSTOM Up to 800	445	\$4,450	\$4,895	\$5,340	\$5,565	\$6,010
	HHTS-X1200SF-TT	TRADITIONAL TAPERED - Single 2 leg wall mounted basin stand with shelf.	880	CUSTOM Up to 1200	445	\$4,950	\$5,445	\$5,940	\$6,190	\$6,685
	HHTC-ED-410-TT	TRADITIONAL TAPERED - Single 2 leg curved wall basin stand. Suits Perrin & Rowe 2910-2 Traditional Basin.	880	340	140	\$2,250	\$2,475	\$2,700	\$2,815	\$3,040
	HHTC-ED-520-TT	Suits Perrin & Rowe 2920-3 Edwardian Basin.	880	475	230	\$2,350	\$2,585	\$2,820	\$2,940	\$3,175
	HHTC-ED-630-TT	Suits Perrin & Rowe 2900-3 Edwardian Basin.	880	550	260	\$2,450	\$2,695	\$2,940	\$3,065	\$3,310
	HHT-CORNER-TT	TRADITIONAL TAPERED- Single 2 leg corner basin stand. Suits Perrin & Rowe 2925 Corner Basin.	880	375	375	\$2,350	\$2,585	\$2,820	\$2,940	\$3,175

Traditional Basin Stands with Ball Feet



STYLE	CODE	BASIN STAND SPECIFICATIONS	PRICING IN EACH FINISH (INCL. GST)							
		PRODUCT DESCRIPTION	H HEIGHT (MM) Centres	W WIDTH (MM) Centres	D DEPTH (MM) Centres	CHROME / POLISHED or SATIN BRASS CP / BR / SB	NICKEL NI	PEWTER PF	ANTIQUE BRASS/ BRONZE / GUN METAL AB/ BZ / GM	GOLD IG
	HHTD-1500-TB	TRADITIONAL BALL - Double 3 leg wall mounted basin stand.	880	1500	540	\$3,750	\$4,125	\$4,500	\$4,690	\$5,065
	HHTD-X1200-TB	TRADITIONAL BALL - Double 3 leg wall mounted basin stand.	880	CUSTOM Up to 1200	540	\$3,750	\$4,125	\$4,500	\$4,690	\$5,065
	HHTD-X1800-TB	TRADITIONAL BALL - Double 3 leg wall mounted basin stand.	880	CUSTOM Up to 1800	540	\$4,950	\$5,445	\$5,940	\$6,190	\$6,685
	HHTD-1500SF-TB	TRADITIONAL BALL - Double 3 leg wall mounted basin stand with shelf.	880	1500	540	\$5,750	\$6,125	\$6,500	\$6,690	\$7,065
	HHTD-X1200SF-TB	TRADITIONAL BALL - Double 3 leg wall mounted basin stand with shelf.	880	CUSTOM Up to 1200	540	\$6,550	\$7,005	\$7,460	\$7,690	\$8,145
	HHTD-X1800SF-TB	TRADITIONAL BALL - Double 3 leg wall mounted basin stand with shelf.	880	CUSTOM Up to 1800	540	\$6,950	\$7,445	\$7,940	\$8,190	\$8,685
	HHTF-750-TB	TRADITIONAL BALL - Single 4 leg freestanding basin stand.	880	750	480	\$3,450	\$3,795	\$4,140	\$4,315	\$4,660
	HHTF-X800-TB	TRADITIONAL BALL - Single 4 leg freestanding basin stand.	880	CUSTOM Up to 800	480	\$4,250	\$4,675	\$5,100	\$5,315	\$5,740
	HHTF-X1200-TB	TRADITIONAL BALL - Single 4 leg freestanding basin stand.	880	CUSTOM Up to 1200	480	\$4,750	\$5,225	\$5,700	\$5,940	\$6,415
	HHTF-750SF-TB	TRADITIONAL BALL - Single 4 leg freestanding basin stand with shelf	880	750	480	\$5,450	\$5,995	\$6,540	\$6,815	\$7,360
	HHTF-X800SF-TB	TRADITIONAL BALL - Single 4 leg freestanding basin stand with shelf	880	CUSTOM Up to 800	480	\$6,250	\$6,875	\$7,500	\$7,815	\$8,440
	HHTF-X1200SF-TB	TRADITIONAL BALL - Single 4 leg freestanding basin stand with shelf	880	CUSTOM Up to 1200	480	\$6,750	\$7,425	\$8,100	\$8,440	\$9,115
	HHTDF-1500-TB	TRADITIONAL BALL - Double 6 leg freestanding basin stand with shelf	880	1500	480	\$6,850	\$7,535	\$8,220	\$8,565	\$9,250
	HHTDF-X1800-TB	TRADITIONAL BALL - Double 6 leg freestanding basin stand with shelf	880	CUSTOM Up to 1800	480	\$7,650	\$8,415	\$9,180	\$9,565	\$10,330
	HHTDF-1500SF-TB	TRADITIONAL BALL - Double 6 leg freestanding basin stand with shelf	880	1500	480	\$10,850	\$11,935	\$13,020	\$13,565	\$14,650
	HHTDF-X1800SF-TB	TRADITIONAL BALL - Double 6 leg freestanding basin stand with shelf	880	CUSTOM Up to 1800	480	\$11,650	\$12,815	\$13,980	\$14,565	\$15,730

Traditional Basin Stands with Ball Feet



STYLE	CODE	BASIN STAND SPECIFICATIONS				PRICING IN EACH FINISH (INCL. GST)				
		PRODUCT DESCRIPTION	H HEIGHT (MM) Centres	W WIDTH (MM) Centres	D DEPTH (MM) Centres	CHROME / POLISHED or SATIN BRASS CP / BR / SB	NICKEL NI	PEWTER PF	ANTIQUE BRASS/ BRONZE / GUN METAL AB/ BZ / GM	GOLD IG
	HHTS-ART-525-TB	TRADITIONAL BALL - Single 2 leg wall mounted basin stand. Suits Perrin & Rowe 2950-2 Art Deco Basin.	830	400	230	\$1,950	\$2,145	\$2,340	\$2,440	\$2,635
	HHTS-ART-630-TB	TRADITIONAL BALL - Single 2 leg wall mounted basin stand. Suits Perrin & Rowe 2930-3 Art Deco Basin.	780	505	445	\$2,050	\$2,255	\$2,460	\$2,565	\$2,770
	HHTS-VIC-630-TB	TRADITIONAL BALL - Single 2 leg wall mounted basin stand. Suits Perrin & Rowe 2980-3 Victorian Basin.	880	555	445	\$2,150	\$2,365	\$2,580	\$2,690	\$2,905
	HHTS-X800-TB	TRADITIONAL BALL - Single 2 leg wall mounted basin stand.	880	CUSTOM Up to 800	445	\$2,950	\$3,245	\$3,540	\$3,690	\$3,985
	HHTS-X1200-TB	TRADITIONAL BALL - Single 2 leg wall mounted basin stand.	880	CUSTOM Up to 1200	445	\$3,450	\$3,795	\$4,140	\$4,315	\$4,660
	HHTS-ART-525SF-TB	TRADITIONAL BALL - Single 2 leg wall mounted basin stand with shelf. Suits Perrin & Rowe 2950-2 Art Deco Basin.	880	400	230	\$3,450	\$3,795	\$4,140	\$4,315	\$4,660
	HHTS-ART-630SF-TB	TRADITIONAL BALL - Single 2 leg wall mounted basin stand with shelf. Suits Perrin & Rowe 2930-3 Art Deco Basin.	780	505	445	\$3,550	\$3,905	\$4,260	\$4,440	\$4,795
	HHTS-VIC-630SF-TB	TRADITIONAL BALL - Single 2 leg wall mounted basin stand with shelf. Suits Perrin & Rowe 2980-3 Victorian Basin.	880	555	445	\$3,650	\$4,015	\$4,380	\$4,565	\$4,930
	HHTS-X800SF-TB	TRADITIONAL BALL - Single 2 leg wall mounted basin stand with shelf.	880	CUSTOM Up to 800	445	\$4,450	\$4,895	\$5,340	\$5,565	\$6,010
	HHTS-X1200SF-TB	TRADITIONAL BALL - Single 2 leg wall mounted basin stand with shelf.	880	CUSTOM Up to 1200	445	\$4,950	\$5,445	\$5,940	\$6,190	\$6,685
	HHTC-ED-410-TB	TRADITIONAL BALL - Single 2 leg curved wall basin stand. Suits Perrin & Rowe 2910-2 Traditional Basin.	880	340	140	\$2,250	\$2,475	\$2,700	\$2,815	\$3,040
	HHTC-ED-520-TB	Suits Perrin & Rowe 2920-3 Edwardian Basin.	880	475	230	\$2,350	\$2,585	\$2,820	\$2,940	\$3,175
	HHTC-ED-630-TB	Suits Perrin & Rowe 2900-3 Edwardian Basin.	880	550	260	\$2,450	\$2,695	\$2,940	\$3,065	\$3,310
	HHT-CORNER-TB	TRADITIONAL BALL- Single 2 leg corner basin stand. Suits Perrin & Rowe 2925 Corner Basin.	880	375	375	\$2,350	\$2,585	\$2,820	\$2,940	\$3,175

Traditional Basin Stands with Pointed Feet



STYLE	CODE	BASIN STAND SPECIFICATIONS	PRICING IN EACH FINISH (INCL. GST)							
		PRODUCT DESCRIPTION	H HEIGHT (MM) Centres	W WIDTH (MM) Centres	D DEPTH (MM) Centres	CHROME / POLISHED or SATIN BRASS CP / BR / SB	NICKEL NI	PEWTER PF	ANTIQUE BRASS/ BRONZE / GUN METAL AB/ BZ / GM	GOLD IG
	HHTD-1500-RP	TRADITIONAL POINTED - Double 3 leg wall mounted basin stand.	880	1500	540	\$3,750	\$4,125	\$4,500	\$4,690	\$5,065
	HHTD-X1200-RP	TRADITIONAL POINTED - Double 3 leg wall mounted basin stand.	880	CUSTOM Up to 1200	540	\$3,750	\$4,125	\$4,500	\$4,690	\$5,065
	HHTD-X1800-RP	TRADITIONAL POINTED - Double 3 leg wall mounted basin stand.	880	CUSTOM Up to 1800	540	\$4,950	\$5,445	\$5,940	\$6,190	\$6,685
	HHTD-1500SF-RP	TRADITIONAL POINTED - Double 3 leg wall mounted basin stand with shelf.	880	1500	540	\$5,750	\$6,125	\$6,500	\$6,690	\$7,065
	HHTD-X1200SF-RP	TRADITIONAL POINTED - Double 3 leg wall mounted basin stand with shelf.	880	CUSTOM Up to 1200	540	\$6,550	\$7,005	\$7,460	\$7,690	\$8,145
	HHTD-X1800SF-RP	TRADITIONAL POINTED - Double 3 leg wall mounted basin stand with shelf.	880	CUSTOM Up to 1800	540	\$6,950	\$7,445	\$7,940	\$8,190	\$8,685
	HHTF-750-RP	TRADITIONAL POINTED - Single 4 leg freestanding basin stand.	880	750	480	\$3,450	\$3,795	\$4,140	\$4,315	\$4,660
	HHTF-X800-RP	TRADITIONAL POINTED - Single 4 leg freestanding basin stand.	880	CUSTOM Up to 800	480	\$4,250	\$4,675	\$5,100	\$5,315	\$5,740
	HHTF-X1200-RP	TRADITIONAL POINTED - Single 4 leg freestanding basin stand.	880	CUSTOM Up to 1200	480	\$4,750	\$5,225	\$5,700	\$5,940	\$6,415
	HHTF-750SF-RP	TRADITIONAL POINTED - Single 4 leg freestanding basin stand with shelf	880	750	480	\$5,450	\$5,995	\$6,540	\$6,815	\$7,360
	HHTF-X800SF-RP	TRADITIONAL POINTED - Single 4 leg freestanding basin stand with shelf	880	CUSTOM Up to 800	480	\$6,250	\$6,875	\$7,500	\$7,815	\$8,440
	HHTF-X1200SF-RP	TRADITIONAL POINTED - Single 4 leg freestanding basin stand with shelf	880	CUSTOM Up to 1200	480	\$6,750	\$7,425	\$8,100	\$8,440	\$9,115
	HHTDF-1500-RP	TRADITIONAL POINTED - Double 6 leg freestanding basin stand with shelf	880	1500	480	\$6,850	\$7,535	\$8,220	\$8,565	\$9,250
	HHTDF-X1800-RP	TRADITIONAL POINTED - Double 6 leg freestanding basin stand with shelf	880	CUSTOM Up to 1800	480	\$7,650	\$8,415	\$9,180	\$9,565	\$10,330
	HHTDF-1500SF-RP	TRADITIONAL POINTED - Double 6 leg freestanding basin stand with shelf	880	1500	480	\$10,850	\$11,935	\$13,020	\$13,565	\$14,650
	HHTDF-X1800SF-RP	TRADITIONAL POINTED - Double 6 leg freestanding basin stand with shelf	880	CUSTOM Up to 1800	480	\$11,650	\$12,815	\$13,980	\$14,565	\$15,730







Traditional Basin Stands with Pointed Feet







STYLE	CODE	BASIN STAND SPECIFICATIONS				PRICING IN EACH FINISH (INCL. GST)				
		PRODUCT DESCRIPTION	H HEIGHT (MM) Centres	W WIDTH (MM) Centres	D DEPTH (MM) Centres	CHROME / POLISHED or SATIN BRASS CP / BR / SB	NICKEL NI	PEWTER PF	ANTIQUE BRASS/ BRONZE / GUN METAL AB/ BZ / GM	GOLD IG
	HHTS-ART-525-RP	TRADITIONAL POINTED - Single 2 leg wall mounted basin stand. Suits Perrin & Rowe 2950-2 Art Deco Basin.	830	400	230	\$1,950	\$2,145	\$2,340	\$2,440	\$2,635
	HHTS-ART-630-RP	TRADITIONAL POINTED - Single 2 leg wall mounted basin stand. Suits Perrin & Rowe 2930-3 Art Deco Basin.	780	505	445	\$2,050	\$2,255	\$2,460	\$2,565	\$2,770
	HHTS-VIC-630-RP	TRADITIONAL POINTED - Single 2 leg wall mounted basin stand. Suits Perrin & Rowe 2980-3 Victorian Basin.	880	555	445	\$2,150	\$2,365	\$2,580	\$2,690	\$2,905
	HHTS-X800-RP	TRADITIONAL POINTED - Single 2 leg wall mounted basin stand.	880	CUSTOM Up to 800	445	\$2,950	\$3,245	\$3,540	\$3,690	\$3,985
	HHTS-X1200-RP	TRADITIONAL POINTED - Single 2 leg wall mounted basin stand.	880	CUSTOM Up to 1200	445	\$3,450	\$3,795	\$4,140	\$4,315	\$4,660
	HHTS-ART-525SF-RP	TRADITIONAL POINTED - Single 2 leg wall mounted basin stand with shelf. Suits Perrin & Rowe 2950-2 Art Deco Basin.	880	400	230	\$3,450	\$3,795	\$4,140	\$4,315	\$4,660
	HHTS-ART-630SF-RP	TRADITIONAL POINTED - Single 2 leg wall mounted basin stand with shelf. Suits Perrin & Rowe 2930-3 Art Deco Basin.	780	505	445	\$3,550	\$3,905	\$4,260	\$4,440	\$4,795
	HHTS-VIC-630SF-RP	TRADITIONAL POINTED - Single 2 leg wall mounted basin stand with shelf. Suits Perrin & Rowe 2980-3 Victorian Basin.	880	555	445	\$3,650	\$4,015	\$4,380	\$4,565	\$4,930
	HHTS-X800SF-RP	TRADITIONAL POINTED - Single 2 leg wall mounted basin stand with shelf.	880	CUSTOM Up to 800	445	\$4,450	\$4,895	\$5,340	\$5,565	\$6,010
	HHTS-X1200SF-RP	TRADITIONAL POINTED - Single 2 leg wall mounted basin stand with shelf.	880	CUSTOM Up to 1200	445	\$4,950	\$5,445	\$5,940	\$6,190	\$6,685
	HHTC-ED-410-RP	TRADITIONAL POINTED - Single 2 leg curved wall basin stand. Suits Perrin & Rowe 2910-2 Traditional Basin.	880	340	140	\$2,250	\$2,475	\$2,700	\$2,815	\$3,040
	HHTC-ED-520-RP	Suits Perrin & Rowe 2920-3 Edwardian Basin.	880	475	230	\$2,350	\$2,585	\$2,820	\$2,940	\$3,175
	HHTC-ED-630-RP	Suits Perrin & Rowe 2900-3 Edwardian Basin.	880	550	260	\$2,450	\$2,695	\$2,940	\$3,065	\$3,310
	HHT-CORNER-RP	TRADITIONAL POINTED- Single 2 leg corner basin stand. Suits Perrin & Rowe 2925 Corner Basin.	880	375	375	\$2,350	\$2,585	\$2,820	\$2,940	\$3,175

Ornate Basin Stands with Pointed Feet



STYLE	CODE	BASIN STAND SPECIFICATIONS				PRICING IN EACH FINISH (INCL. GST)				
		PRODUCT DESCRIPTION	H HEIGHT (MM) Centres	W WIDTH (MM) Centres	D DEPTH (MM) Centres	CHROME / POLISHED or SATIN BRASS CP / BR / SB	NICKEL NI	PEWTER PF	ANTIQUE BRASS/ BRONZE / GUN METAL AB/ BZ / GM	GOLD IG
	HHRD-1500-RP	ORNATE POINTED - Double 3 leg wall mounted basin stand.	880	1500	540	\$3,750	\$4,125	\$4,500	\$4,690	\$5,065
	HHRD-X1200-RP	ORNATE POINTED - Double 3 leg wall mounted basin stand.	880	CUSTOM Up to 1200	540	\$3,750	\$4,125	\$4,500	\$4,690	\$5,065
	HHRD-X1800-RP	ORNATE POINTED - Double 3 leg wall mounted basin stand.	880	CUSTOM Up to 1800	540	\$4,950	\$5,445	\$5,940	\$6,190	\$6,685
	HHRD-1500SF-RP	ORNATE POINTED - Double 3 leg wall mounted basin stand with shelf.	880	1500	540	\$5,750	\$6,125	\$6,500	\$6,690	\$7,065
	HHRD-X1200SF-RP	ORNATE POINTED - Double 3 leg wall mounted basin stand with shelf.	880	CUSTOM Up to 1200	540	\$6,550	\$7,005	\$7,460	\$7,690	\$8,145
	HHRD-X1800SF-RP	ORNATE POINTED - Double 3 leg wall mounted basin stand with shelf.	880	CUSTOM Up to 1800	540	\$6,950	\$7,445	\$7,940	\$8,190	\$8,685
	HHRF-750-RP	ORNATE POINTED - Single 4 leg freestanding basin stand.	880	750	480	\$3,450	\$3,795	\$4,140	\$4,315	\$4,660
	HHRF-X800-RP	ORNATE POINTED - Single 4 leg freestanding basin stand.	880	CUSTOM Up to 800	480	\$4,250	\$4,675	\$5,100	\$5,315	\$5,740
	HHRF-X1200-RP	ORNATE POINTED - Single 4 leg freestanding basin stand.	880	CUSTOM Up to 1200	480	\$4,750	\$5,225	\$5,700	\$5,940	\$6,415
	HHRF-750SF-RP	ORNATE POINTED - Single 4 leg freestanding basin stand with shelf	880	750	480	\$5,450	\$5,995	\$6,540	\$6,815	\$7,360
	HHRF-X800SF-RP	ORNATE POINTED - Single 4 leg freestanding basin stand with shelf	880	CUSTOM Up to 800	480	\$6,250	\$6,875	\$7,500	\$7,815	\$8,440
	HHRF-X1200SF-RP	ORNATE POINTED - Single 4 leg freestanding basin stand with shelf	880	CUSTOM Up to 1200	480	\$6,750	\$7,425	\$8,100	\$8,440	\$9,115
	HHRDF-1500-RP	ORNATE POINTED - Double 6 leg freestanding basin stand with shelf	880	1500	480	\$6,850	\$7,535	\$8,220	\$8,565	\$9,250
	HHRDF-X1800-RP	ORNATE POINTED - Double 6 leg freestanding basin stand with shelf	880	CUSTOM Up to 1800	480	\$7,650	\$8,415	\$9,180	\$9,565	\$10,330
	HHRDF-1500SF-RP	ORNATE POINTED - Double 6 leg freestanding basin stand with shelf	880	1500	480	\$10,850	\$11,935	\$13,020	\$13,565	\$14,650
	HHRDF-X1800SF-RP	ORNATE POINTED - Double 6 leg freestanding basin stand with shelf	880	CUSTOM Up to 1800	480	\$11,650	\$12,815	\$13,980	\$14,565	\$15,730



STYLE	CODE	BASIN STAND SPECIFICATIONS				PRICING IN EACH FINISH (INCL. GST)				
		PRODUCT DESCRIPTION	H HEIGHT (MM) Centres	W WIDTH (MM) Centres	D DEPTH (MM) Centres	CHROME / POLISHED or SATIN BRASS CP / BR / SB	NICKEL NI	PEWTER PF	ANTIQUE BRASS/ BRONZE / GUN METAL AB/ BZ / GM	GOLD IG
	HHRS-ART-525-RP	ORNATE POINTED - Single 2 leg wall mounted basin stand. Suits Perrin & Rowe 2950-2 Art Deco Basin.	830	400	230	\$1,950	\$2,145	\$2,340	\$2,440	\$2,635
	HHRS-ART-630-RP	ORNATE POINTED - Single 2 leg wall mounted basin stand. Suits Perrin & Rowe 2930-3 Art Deco Basin.	780	505	445	\$2,050	\$2,255	\$2,460	\$2,565	\$2,770
	HHRS-VIC-630-RP	ORNATE POINTED - Single 2 leg wall mounted basin stand. Suits Perrin & Rowe 2980-3 Victorian Basin.	880	555	445	\$2,150	\$2,365	\$2,580	\$2,690	\$2,905
	HHRS-X800-RP	ORNATE POINTED - Single 2 leg wall mounted basin stand.	880	CUSTOM Up to 800	445	\$2,950	\$3,245	\$3,540	\$3,690	\$3,985
	HHRS-X1200-RP	ORNATE POINTED - Single 2 leg wall mounted basin stand.	880	CUSTOM Up to 1200	445	\$3,450	\$3,795	\$4,140	\$4,315	\$4,660
	HHRS-ART-525SF-RP	ORNATE POINTED - Single 2 leg wall mounted basin stand with shelf. Suits Perrin & Rowe 2950-2 Art Deco Basin.	880	400	230	\$3,450	\$3,795	\$4,140	\$4,315	\$4,660
	HHRS-ART-630SF-RP	ORNATE POINTED - Single 2 leg wall mounted basin stand with shelf. Suits Perrin & Rowe 2930-3 Art Deco Basin.	780	505	445	\$3,550	\$3,905	\$4,260	\$4,440	\$4,795
	HHRS-VIC-630SF-RP	ORNATE POINTED - Single 2 leg wall mounted basin stand with shelf. Suits Perrin & Rowe 2980-3 Victorian Basin.	880	555	445	\$3,650	\$4,015	\$4,380	\$4,565	\$4,930
	HHRS-X800SF-RP	ORNATE POINTED - Single 2 leg wall mounted basin stand with shelf.	880	CUSTOM Up to 800	445	\$4,450	\$4,895	\$5,340	\$5,565	\$6,010
	HHRS-X1200SF-RP	ORNATE POINTED - Single 2 leg wall mounted basin stand with shelf.	880	CUSTOM Up to 1200	445	\$4,950	\$5,445	\$5,940	\$6,190	\$6,685
	HHRC-ED-410-RP	ORNATE POINTED - Single 2 leg curved wall basin stand. Suits Perrin & Rowe 2910-2 Traditional Basin.	880	340	140	\$2,250	\$2,475	\$2,700	\$2,815	\$3,040
	HHRC-ED-520-RP	Suits Perrin & Rowe 2920-3 Edwardian Basin.	880	475	230	\$2,350	\$2,585	\$2,820	\$2,940	\$3,175
	HHRC-ED-630-RP	Suits Perrin & Rowe 2900-3 Edwardian Basin.	880	550	260	\$2,450	\$2,695	\$2,940	\$3,065	\$3,310
	HHR-CORNER-RP	ORNATE POINTED- Single 2 leg corner basin stand. Suits Perrin & Rowe 2925 Corner Basin.	880	375	375	\$2,350	\$2,585	\$2,820	\$2,940	\$3,175









GRAB RAILS

Luxury Detailing









CONTEMPORARY GRAB RAILS



STYLE	CODE	BASIN STAND SPECIFICATIONS				PRICING IN EACH FINISH (INCL. GST)				
		PRODUCT DESCRIPTION	H	W	D	CHROME / POLISHED or SATIN BRASS	NICKEL	PEWTER	ANTIQUE BRASS/ BRONZE / GUN METAL	GOLD
			HEIGHT (MM) Fixing Centres / Overall	WIDTH (MM) Fixing Centres / Overall	DEPTH (MM) Fixing Centres / Overall					
	HHCS-GRAB 300	CONTEMPORARY - Straight grab rail with ball joints and mounts at 300mm centres.	75	300	75/100	\$595	\$655	\$684	\$833	\$893
	HHCS-GRAB 450	CONTEMPORARY - Straight grab rail with ball joints and mounts at 450mm centres.	75	450	75/100	\$645	\$710	\$742	\$903	\$968
	HHCS-GRAB 600	CONTEMPORARY - Straight grab rail with ball joints and mounts at 600mm centres.	75	600	75/100	\$695	\$765	\$799	\$973	\$1,043
	HHCS-GRAB 900	CONTEMPORARY - Straight grab rail with ball joints and mounts at 900mm centres.	75	900	75/100	\$795	\$875	\$914	\$1,113	\$1,193
	HHCL-GRAB 450-450	CONTEMPORARY - L-shaped grab rail with ball joints and mounts at 450V x 450mmH centres.	450	450	75/100	\$995	\$1,095	\$1,144	\$1,393	\$1,493
	HHCL-GRAB 600-600	CONTEMPORARY - L-shaped grab rail with ball joints and mounts at 600V x 600mmH centres.	600	600	75/100	\$1,125	\$1,238	\$1,294	\$1,575	\$1,688







CONTEMPORARY GRAB RAILS



STYLE	CODE	BASIN STAND SPECIFICATIONS			PRICING IN EACH FINISH (INCL. GST)				
		PRODUCT DESCRIPTION	H	W	D	CHROME / POLISHED or SATIN BRASS	NICKEL	PEWTER	ANTIQUÉ BRASS/ BRONZE / GUN METAL
			HEIGHT (MM) Fixing Centres / Overall	WIDTH (MM) Fixing Centres / Overall	DEPTH (MM) Fixing Centres / Overall	CP / BR / SB	NI	PF	AB/ BZ / GM
	HHCL-GRAB 450-600LH	CONTEMPORARY - L-shaped grab rail with ball joints and mounts at 450V x 600mmH centres. LH	450	600	75/100	\$1,065	\$1,172	\$1,225	\$1,491
	HHCL-GRAB 450-900LH	CONTEMPORARY - L-shaped grab rail with ball joints and mounts at 450V x 900mmH centres. LH	450	900	75/100	\$1,185	\$1,304	\$1,363	\$1,659
	HHCL-GRAB 600-900LH	CONTEMPORARY - L-shaped grab rail with ball joints and mounts at 600V x 900mmH centres. LH	600	900	75/100	\$1,245	\$1,370	\$1,432	\$1,743
	HHCL-GRAB 450-600RH	CONTEMPORARY - L-shaped grab rail with ball joints and mounts at 450V x 600mmH centres. RH	450	600	75/100	\$1,065	\$1,172	\$1,225	\$1,491
	HHCL-GRAB 450-900RH	CONTEMPORARY - L-shaped grab rail with ball joints and mounts at 450V x 900mmH centres. RH	450	900	75/100	\$1,185	\$1,304	\$1,363	\$1,659
	HHCL-GRAB 600-900RH	CONTEMPORARY - L-shaped grab rail with ball joints and mounts at 600V x 900mmH centres. RH	600	900	75/100	\$1,245	\$1,370	\$1,432	\$1,743







TRADITIONAL GRAB RAILS



STYLE	CODE	BASIN STAND SPECIFICATIONS				PRICING IN EACH FINISH (INCL. GST)				
		PRODUCT DESCRIPTION	H	W	D	CHROME / POLISHED or SATIN BRASS	NICKEL	PEWTER	ANTIQUE BRASS/ BRONZE / GUN METAL	GOLD
			HEIGHT (MM) Fixing Centres / Overall	WIDTH (MM) Fixing Centres / Overall	DEPTH (MM) Fixing Centres / Overall					
						CP / BR / SB	NI	PF	AB/ BZ / GM	IG
	HHTS-GRAB 300	TRADITIONAL - Straight grab rail with ball joints and mounts at 300mm centres.	75	300	75/100	\$595	\$655	\$684	\$833	\$893
	HHTS-GRAB 450	TRADITIONAL - Straight grab rail with ball joints and mounts at 450mm centres.	75	450	75/100	\$645	\$710	\$742	\$903	\$968
	HHTS-GRAB 600	TRADITIONAL - Straight grab rail with ball joints and mounts at 600mm centres.	75	600	75/100	\$695	\$765	\$799	\$973	\$1,043
	HHTS-GRAB 900	TRADITIONAL - Straight grab rail with ball joints and mounts at 900mm centres.	75	900	75/100	\$795	\$875	\$914	\$1,113	\$1,193
	HHTL-GRAB 450-450	TRADITIONAL - L-shaped grab rail with ball joints and mounts at 450V x 450mmH centres.	450	450	75/100	\$995	\$1,095	\$1,144	\$1,393	\$1,493
	HHTL-GRAB 600-600	TRADITIONAL - L-shaped grab rail with ball joints and mounts at 600V x 600mmH centres.	600	600	75/100	\$1,125	\$1,238	\$1,294	\$1,575	\$1,688







TRADITIONAL GRAB RAILS



STYLE	CODE	BASIN STAND SPECIFICATIONS			PRICING IN EACH FINISH (INCL. GST)				
		PRODUCT DESCRIPTION	H	W	D	CHROME / POLISHED or SATIN BRASS	NICKEL	PEWTER	ANTIQUÉ BRASS/ BRONZE / GUN METAL
			HEIGHT (MM) Fixing Centres / Overall	WIDTH (MM) Fixing Centres / Overall	DEPTH (MM) Fixing Centres / Overall	CP / BR / SB	NI	PF	AB/ BZ / GM
	HHTL-GRAB 450-600LH	TRADITIONAL - L-shaped grab rail with ball joints and mounts at 450V x 600mmH centres. LH	450	600	75/100	\$1,065	\$1,172	\$1,225	\$1,491
	HHTL-GRAB 450-900LH	TRADITIONAL - L-shaped grab rail with ball joints and mounts at 450V x 900mmH centres. LH	450	900	75/100	\$1,185	\$1,304	\$1,363	\$1,659
	HHTL-GRAB 600-900LH	TRADITIONAL - L-shaped grab rail with ball joints and mounts at 600V x 900mmH centres. LH	600	900	75/100	\$1,245	\$1,370	\$1,432	\$1,743
	HHTL-GRAB 450-600RH	TRADITIONAL - L-shaped grab rail with ball joints and mounts at 450V x 600mmH centres. RH	450	600	75/100	\$1,065	\$1,172	\$1,225	\$1,491
	HHTL-GRAB 450-900RH	TRADITIONAL - L-shaped grab rail with ball joints and mounts at 450V x 900mmH centres. RH	450	900	75/100	\$1,185	\$1,304	\$1,363	\$1,659
	HHTL-GRAB 600-900RH	TRADITIONAL - L-shaped grab rail with ball joints and mounts at 600V x 900mmH centres. RH	600	900	75/100	\$1,245	\$1,370	\$1,432	\$1,743







ORNATE GRAB RAILS



STYLE	CODE	BASIN STAND SPECIFICATIONS				PRICING IN EACH FINISH (INCL. GST)				
		PRODUCT DESCRIPTION	H HEIGHT (MM) Fixing Centres / Overall	W WIDTH (MM) Fixing Centres / Overall	D DEPTH (MM) Fixing Centres / Overall	CHROME / POLISHED or SATIN BRASS CP / BR / SB	NICKEL NI	PEWTER PF	ANTIQUE BRASS/ BRONZE / GUN METAL AB/ BZ / GM	GOLD IG
	HHRS-GRAB 300	ORNATE - Straight grab rail with ball joints and mounts at 300mm centres.	75	300	75/100	\$595	\$655	\$684	\$833	\$893
	HHRS-GRAB 450	ORNATE - Straight grab rail with ball joints and mounts at 450mm centres.	75	450	75/100	\$645	\$710	\$742	\$903	\$968
	HHRS-GRAB 600	ORNATE - Straight grab rail with ball joints and mounts at 600mm centres.	75	600	75/100	\$695	\$765	\$799	\$973	\$1,043
	HHRS-GRAB 900	ORNATE - Straight grab rail with ball joints and mounts at 900mm centres.	75	900	75/100	\$795	\$875	\$914	\$1,113	\$1,193
	HHRL-GRAB 450-450	ORNATE - L-shaped grab rail with ball joints and mounts at 450V x 450mmH centres.	450	450	75/100	\$995	\$1,095	\$1,144	\$1,393	\$1,493
	HHRL-GRAB 600-600	ORNATE - L-shaped grab rail with ball joints and mounts at 600V x 600mmH centres.	600	600	75/100	\$1,125	\$1,238	\$1,294	\$1,575	\$1,688

ORNATE GRAB RAILS



STYLE	CODE	BASIN STAND SPECIFICATIONS				PRICING IN EACH FINISH (INCL. GST)				
		PRODUCT DESCRIPTION	H	W	D	CHROME / POLISHED or SATIN BRASS	NICKEL	PEWTER	ANTIQUÉ BRASS/ BRONZE / GUN METAL	GOLD
			HEIGHT (MM) Fixing Centres / Overall	WIDTH (MM) Fixing Centres / Overall	DEPTH (MM) Fixing Centres / Overall	CP / BR / SB	NI	PF	AB/ BZ / GM	IG
	HHRL-GRAB 450-600LH	ORNATE - L-shaped grab rail with ball joints and mounts at 450V x 600mmH centres. LH	450	600	75/100	\$1,065	\$1,172	\$1,225	\$1,491	\$1,598
	HHRL-GRAB 450-900LH	ORNATE - L-shaped grab rail with ball joints and mounts at 450V x 900mmH centres. LH	450	900	75/100	\$1,185	\$1,304	\$1,363	\$1,659	\$1,778
	HHRL-GRAB 600-900LH	ORNATE - L-shaped grab rail with ball joints and mounts at 600V x 900mmH centres. LH	600	900	75/100	\$1,245	\$1,370	\$1,432	\$1,743	\$1,868
	HHRL-GRAB 450-600RH	ORNATE - L-shaped grab rail with ball joints and mounts at 450V x 600mmH centres. RH	450	600	75/100	\$1,065	\$1,172	\$1,225	\$1,491	\$1,598
	HHRL-GRAB 450-900RH	ORNATE - L-shaped grab rail with ball joints and mounts at 450V x 900mmH centres. RH	450	900	75/100	\$1,185	\$1,304	\$1,363	\$1,659	\$1,778
	HHRL-GRAB 600-900RH	ORNATE - L-shaped grab rail with ball joints and mounts at 600V x 900mmH centres. RH	600	900	75/100	\$1,245	\$1,370	\$1,432	\$1,743	\$1,868







MIRRORS





Luxury Detailing









STYLE	CODE	PRODUCT DESCRIPTION	PRICING IN EACH FINISH (INCL. GST)				
			CHROME / POLISHED BRASS / SATIN BRASS	NICKEL	PEWTER	AN- TIQUE BRASS/ BRONZE / GUN METAL	GOLD
			CP / BR / SB	NI	PF	AB/ BZ / GM	IG
	HH-MIRROR-OV-DECO	Oval tilting bathroom mirror with metal frame 760h x 620w (730w incl. brackets)	\$1,850	\$2,035	\$2,220	\$2,315	\$2,500
	HH-MIRROR-RT-DECO	Rectangular tilting bathroom mirror with frame 762h x 610w (720w incl. brackets)	\$1,850	\$2,035	\$2,220	\$2,315	\$2,500
	HH-MIRROR-RD-DECO	Round tilting bathroom mirror with metal frame. 533 dia. (643w incl. brackets)	\$1,550	\$1,705	\$1,860	\$1,940	\$2,095
	HH-MIRROR-SQ-DECO	Square tilting bathroom mirror with metal frame 508h x 508w (618w incl. brackets)	\$1,550	\$1,705	\$1,860	\$1,940	\$2,095



STYLE	CODE	PRODUCT DESCRIPTION	PRICING IN EACH FINISH (INCL. GST)				
			CHROME / POLISHED BRASS / SATIN BRASS	NICKEL	PEWTER	AN- TIQUE BRASS/ BRONZE / GUN METAL	GOLD
			CP / BR / SB	NI	PF	AB/ BZ / GM	IG
	HH-MIRROROVAL-A	Oval tilting bathroom mirror with metal frame 760h x 620w (730w incl. brackets)	\$1,850	\$2,035	\$2,220	\$2,315	\$2,500
	HH-MIRROROVAL-B	Oval tilting bathroom mirror with metal frame 570h x 465w (570w incl. brackets)	\$1,550	\$1,705	\$1,860	\$1,940	\$2,095
	HH-MIRRORRECTANGL	Rectangular tilting bathroom mirror with frame 762h x 610w (720w incl. brackets)	\$1,850	\$2,035	\$2,220	\$2,315	\$2,500
	HH-MIRRORROUND	Round tilting bathroom mirror with metal frame. 533 dia. (643w incl. brackets)	\$1,550	\$1,705	\$1,860	\$1,940	\$2,095
	HH-MIRRORSQUARE	Square tilting bathroom mirror with metal frame 508h x 508w (618w incl. brackets)	\$1,550	\$1,705	\$1,860	\$1,940	\$2,095


STYLE	CODE	PRODUCT DESCRIPTION	PRICING IN EACH FINISH (INCL. GST)				
			CHROME / POLISHED BRASS / SATIN BRASS	NICKEL	PEWTER	AN- TIQUE BRASS/ BRONZE / GUN METAL	GOLD
			CP / BR / SB	NI	PF	AB/ BZ / GM	IG
	HH-MIRRORFIXED-A	Rectangular bathroom mirror with metal frame. 400w x 600h.	\$1,275	\$1,405	\$1,530	\$1,595	\$1,720
	HH-MIRRORFIXED-B	Rectangular bathroom mirror with metal frame. 600w x 800h.	\$1,785	\$1,965	\$2,140	\$2,230	\$2,410
	HH-MIRRORFIXED-C	Rectangular bathroom mirror with metal frame. 750w x 900h.	\$1,995	\$2,195	\$2,395	\$2,495	\$2,695
	HH-MIRRORFIXED-CUSTOM	Rectangular bathroom mirror with metal frame. Any size	\$POA	\$POA	\$POA	\$POA	\$POA

STYLE	CODE	PRODUCT DESCRIPTION	PRICING IN EACH FINISH (INCL. GST)				
			CHROME / POLISHED BRASS / SATIN BRASS	NICKEL	PEWTER	AN- TIQUE BRASS/ BRONZE / GUN METAL	GOLD
			CP / BR / SB	NI	PF	AB/ BZ / GM	IG
MIRRORS							
	HH-MIRROREXTSHAVE	Concertina style shaving mirror. Extends 100 to 475mm. 200mm dia. 1x and 3x mag.	\$695	\$765	\$834	\$870	\$940
	HH-MIRRORPIVSHAVE	Pivoting style shaving mirror. Pivots out to 240mm. 180mm dia. 1x and 3x mag.	\$495	\$545	\$594	\$620	\$670
	HH-MIRRORTABLE-S	Short freestanding table mirror. Base: 130mm Mirror: 200mm dia. 1x and 3x mag.	\$525	\$580	\$630	\$655	\$710
	HH-MIRRORTABLE-T	Tall freestanding table mirror. Mirror: 200mm dia. 1x and 3x mag.	\$565	\$620	\$678	\$705	\$765

Bathroom Stands

STYLE	CODE	PRODUCT DESCRIPTION	PRICING IN EACH FINISH (INCL. GST)				
			CHROME / POLISHED BRASS / SATIN BRASS	NICKEL	PEWTER	AN- TIQUE BRASS/ BRONZE / GUN METAL	GOLD
			CP / BR / SB	NI	PF	AB/ BZ / GM	IG

BATHROOM STANDS


	HH-BATHSTAND350		\$2,250	\$2,475	\$2,700	\$2,815	\$3,040
---	-----------------	--	---------	---------	---------	---------	---------

	HH-BATHSTAND500		\$2,650	\$2,915	\$3,180	\$3,315	\$3,580
---	-----------------	--	---------	---------	---------	---------	---------

Paper Holders

STYLE	CODE	PRODUCT DESCRIPTION	PRICING IN EACH FINISH (INCL. GST)				
			CHROME / POLISHED BRASS / SATIN BRASS	NICKEL	PEWTER	AN- TIQUE BRASS/ BRONZE / GUN METAL	GOLD
			CP / BR / SB	NI	PF	AB/ BZ / GM	IG

PAPER HOLDERS

	HH-PAPERHOLDER	Paper holder which will be installed on rail at time of manufacture to the basin stand. Placement to be advised.	\$230	\$250	\$275	\$300	\$320
---	----------------	--	-------	-------	-------	-------	-------



thorn Hill

luxury Detailing



IN RESIDENCE

09 309 3023 • www.inres.co.nz